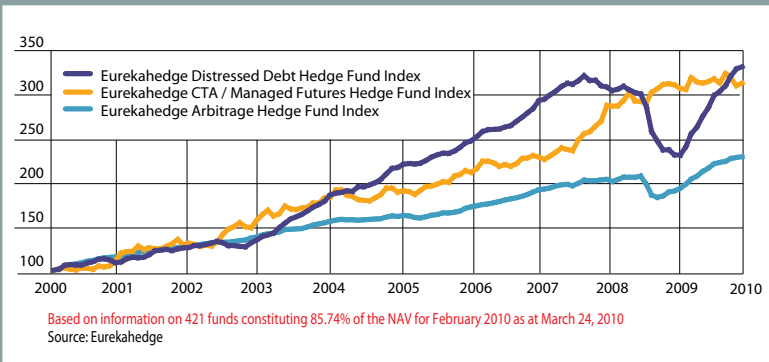


STATISTICS

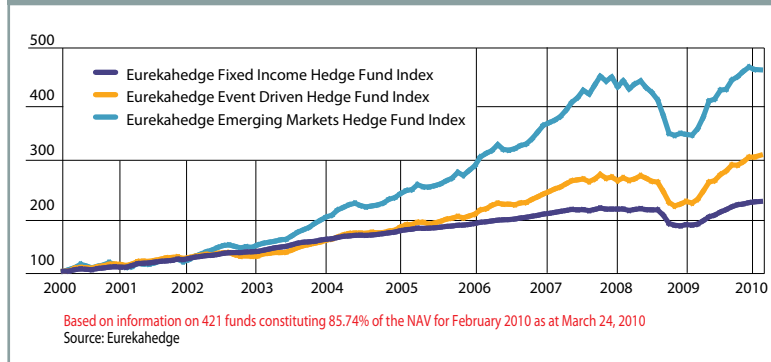
	Open/ Closed	HQ	% 3 mth	% 12 mth	Rk	% 36 mth*	Max draw	% High	% 12 mth	Pos mths (of 12)
Arbitrage										
Akanthos Arbitrage Fund	0	US	17.73	240.32	1	15.81	-62.06	0.00	28.95	11
Investcorp Silverback Arbitrage Fund	0	US	6.16	111.23	2	27.96	-25.78	-0.51	19.67	11
Barnegat Fund	0	US	8.24	109.49	3	16.35	-55.86	0.00	19.15	12
SPM Structured Servicing Holdings	0	US	7.76	105.13	4	38.82	-30.43	0.00	12.55	12
Andante Fund LP	0	US	12.59	99.75	5	30.39	-5.05	0.00	15.60	11
Whitebox Concentrated Con Arbitrage Fund	C	US	6.42	90.86	6	16.36	-42.38	0.00	13.63	12
Whitebox Credit Arbitrage Fund	C	US	6.95	88.31	7	11.30	-48.32	0.00	14.74	11
Nisswa Master Fund Ltd	0	US	0.89	72.26	8	18.28	-29.16	-0.22	13.67	9
Aviva Investors Alt Fds PCC Con Bd Arb Fd - USD	0	UK	5.04	63.61	9	2.76	-45.34	0.00	16.19	11
Canyon Capital Arbitrage Fund (Cayman)	0	US	5.14	62.24	10	5.64	-43.38	0.00	12.41	11
Rhapsody Fund LP	0	US	3.76	49.42	11	10.86	-20.19	0.00	8.78	12
Ishin Master Fund	0	US	6.60	48.27	12	2.90	-37.85	-2.44	8.95	11
Arpeggio Fund	0	US	3.98	47.16	13	0.35	-36.78	0.00	8.39	12
Whitebox Diversified Con Arbitrage Fund	0	US	1.13	40.41	14	7.40	-31.42	-0.23	10.00	11
Advent Convertible Arbitrage Fund	0	US	3.81	38.94	15	3.78	-27.86	0.00	8.86	12
Wolverine Convertible Arbitrage Fund LLC	0	US	3.47	38.29	16	6.34	-25.76	0.00	6.64	12
Mohican VCA Offshore Fund Ltd	0	US	2.13	36.66	17	8.30	-19.66	0.00	6.07	12
Tenor Opportunity Fund	0	US	2.08	34.62	18	8.57	-17.75	0.00	6.91	12
SSI Hedged Convertible Opportunity Fund LP	0	US	2.61	34.45	19	3.59	-25.46	0.00	7.26	12
Ill Fund Ltd	0	USVI	6.11	33.66	20	-12.71	-54.77	-38.81	8.75	12
GAM Arbitrage - USD O	C	UK	5.43	29.04	21	-5.09	-35.39	-16.62	7.50	10
Anaxis Sabre Style Arbitrage Fund - USD	0	Switz	2.64	28.35	22	9.91	-19.27	-0.12	10.60	9
Windmill Partners LP	0	US	-0.04	28.13	23	12.20	-30.47	-1.81	8.93	11
CQS Con & Quant Strategies Feeder Fund	0	Cayman	4.58	28.11	24	-1.89	-34.47	-11.88	8.27	11
Adhia Arbitrage Onshore Fund LP	0	US	5.73	27.89	25	18.71	-7.00	0.00	8.73	10
Sector Average			2.40	24.93	142	8.02	-16.39	-2.67	6.83	9.49

	Open/ Closed	HQ	% 3 mth	% 12 mth	Rk	% 36 mth*	Max draw	% High	% 12 mth	Pos mths (of 12)
Relative value										
Leviticus Partners LP	0	US	11.12	128.88	1	9.40	-56.02	0.00	26.87	10
Q India Equity Fund - Class A	0	Mauritius	3.98	127.72	2	17.91	-57.10	-2.43	34.76	10
Select Contrarian Value Partners LP	0	US	17.24	106.25	3	4.20	-55.99	-5.19	33.38	9
Skopos BRK FICFIA	0	Brazil	7.53	98.19	4	11.84	-50.00	-0.07	22.33	11
Nisswa Fixed Income Fund	0	US	7.33	76.16	5		0.00	0.00	9.43	12
Snow Capital Investment Partners LP	0	US	4.82	73.56	6	-2.20	-47.65	-9.14	20.17	10
BlackRock Obsidian Fund	0	US	11.35	65.87	7	20.28	-20.92	0.00	7.17	12
T2 Accredited Fund	0	US	11.18	59.08	8	3.76	-34.44	0.00	20.83	8
T2 Qualified Fund	0	US	11.17	56.92	9	0.51	-39.34	-4.81	19.76	8
Tilson Offshore Fund	0	US	10.55	56.91	10	1.36	-38.14	-2.93	20.98	8
Frontaura Global Frontier Fund LLC	0	US	3.47	53.75	11		-35.44	-0.74	17.16	9
Broadmark Value Hedged Fund LP	0	US	2.90	46.35	12	6.67	-39.54	-11.52	19.49	9
Gabelli International	C	US	1.76	44.60	13	-0.39	-35.50	-6.74	13.23	10
Gabelli Performance Partners LP	C	US	1.62	44.40	14	5.72	-24.70	0.00	12.98	10
BlueCrest Capital International Fund	0	UK	4.89	40.93	15	20.84	-4.83	0.00	6.21	12
JB Convertible Bond Hedge Fund - USD 1	0	UK	7.04	40.28	16	2.72	-36.18	0.00	11.42	11
Wake Convertible Arbitrage Fund - EUR	0	Switz	-0.74	39.16	17	-6.21	-48.04	-20.32	16.88	8
Brummer & Partners Nektar Hedge Fund	0	Sweden	4.47	38.90	18	18.80	-12.96	0.00	9.60	12
CAAM Funds Select Europe - Class C Acc	0	Lux	3.24	38.28	19		-13.28	-2.97	15.36	9
CAAM Funds Japan Value - Class C Acc	0	Lux	9.33	34.48	20	-17.24	-58.73	-44.50	20.43	9
CAAM Funds Select Euro - Class C Acc	0	Lux	-0.49	33.55	21		-14.75	-6.37	17.90	8
Sheraton Partners LP	0	US	0.73	31.57	22	-0.43	-32.18	-10.77	9.74	10
North Star II Partners LP Fund	0	US	-3.16	30.93	23	1.86	-28.03	-6.49	12.39	8
North Star Partners LP	0	US	-3.13	30.86	24	1.71	-32.48	-6.46	12.40	8
Regal Amazon Market Neutral Fund	0	Australia	-4.26	30.25	25	18.64	-20.21	-4.26	13.81	9
Sector Average			3.65	28.39	100	6.59	-19.76	-5.28	10.37	8.96

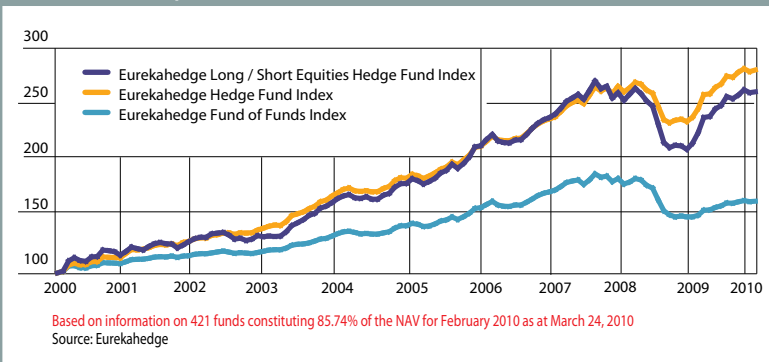
EUREKAHEDGE DIS DEBT vs EUREKAHEDGE CTA/MANAGED FUTURES HFI vs EUREKAHEDGE ARB HFI



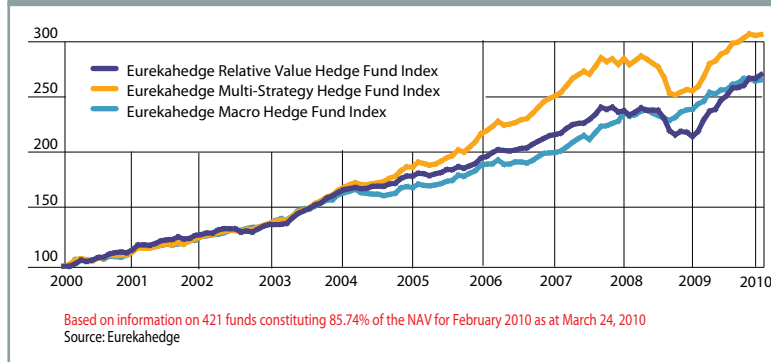
EUREKAHEDGE FIXED INCOME HFI vs EUREKAHEDGE EVENT DRIVEN HFI vs EUREKAHEDGE EM HFI



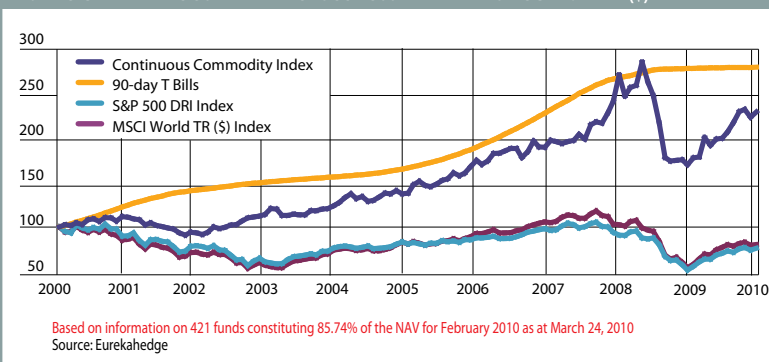
EUREKAHEDGE L/S EQ HFI vs EUREKAHEDGE HFI vs EUREKAHEDGE FOFI



EUREKAHEDGE REL VALUE HFI vs EUREKAHEDGE M/S HFI vs EUREKAHEDGE MACRO HFI



REUTERS CRB INDEX VS 90-DAY T BILLS VS S&P 500 DRI INDEX VS MSCI WORD TR (\$) INDEX



	Open/ Closed	HQ	% 3 mth	% 12 mth	Rk	% 36 mth*	Max draw down	% High water	12 mth vol %	Pos mths (of 12)
Distressed debt										
PENN Distressed Fund LP	O	US	10.73	103.65	1	7.32	-44.28	0.00	18.97	12
VR Global Offshore Fund	O	Cayman	13.49	86.79	2	5.38	-48.38	-0.05	16.59	11
Outrider Master Fund LP	O	US	16.47	74.48	3	9.00	-32.19	0.00	9.47	11
Hildene Opportunities Fund LP	O	US	18.99	54.11	4		-2.17	0.00	8.72	12
GCA Credit Opportunities Master Fund	O	US	8.77	53.57	5		0.00	0.00	6.34	12
Wilfrid Aubrey Growth Fund LP	O	US	5.37	45.36	6	0.15	-39.02	-11.36	10.05	12
Finisterre Sovereign Debt Fund	O	UK	4.72	42.95	7	12.54	-21.01	0.00	5.07	12
Third Avenue Special Situations Offshore Fund	O	US	2.85	38.93	8	-5.08	-40.43	-17.23	7.89	11
Paulson Credit Opportunites II	O	US	8.09	37.99	9	72.70	-10.05	0.00	4.81	12
Paulson Credit Opportunites LP	O	US	8.10	37.94	10	87.72	-10.39	0.00	4.81	12
Eight Capital Master Fund	O	US	7.40	37.19	11	-3.06	-43.57	-21.97	11.04	10
KS International Inc	O	US	4.16	35.63	12	1.22	-25.82	0.00	5.68	12
Spinnaker Global Strategic Fund	C	UK	8.42	35.40	13	-0.23	-35.98	-13.32	5.43	12
KS Capital Partners LP	O	US	4.32	34.58	14	1.30	-25.70	0.00	5.25	12
Longacre Capital Partners II LP – Class C	O	US	7.25	23.35	15		-0.93	0.00	6.46	10
Phoenix Fund	O	Nether	4.68	16.86	16	-23.93	-70.05	-56.60	26.82	8
Longacre Capital Partners LP	O	US	6.29	15.07	17	-5.04	-28.69	-16.69	4.00	10
Argo Global Special Situations Fund	O	UK	1.56	14.04	18	-1.63	-32.39	-20.55	5.50	9
KDC Distressed & High Inc Securities Fund LP	O	US	-1.03	11.13	19	-0.53	-15.92	-2.85	5.43	9
ASM Asia Recovery Fund	C	HK	4.46	8.82	20	-1.97	-26.81	-13.36	10.01	8
Waterfall Victoria Fund LP	O	US	2.36	6.77	21		-1.04	0.00	1.51	10
Brownstone Partners Catalyst Fund	O	US	1.57	6.33	22	6.58	-1.53	-0.10	2.46	9
Restoration Offshore Fund	O	US	2.14	-2.43	23	4.43	-7.67	-3.20	5.34	7
Waterfall Eden Fund LP	O	US	2.50	-4.83	24	-6.41	-21.96	-18.88	5.97	7
Ashmore Asian Recovery Fund	O	UK	-5.43	-9.02	25	-3.73	-25.21	-24.03	10.46	6
Sector Average			5.79	29.02	50	7.31	-18.50	-6.89	7.44	9.80

Event-driven										
	Open/ Closed	HQ	% 3 mth	% 12 mth	Rk	% 36 mth*	Max draw down	% High water	12 mth vol %	Pos mths (of 12)
LaGrange Cap Partners Special Sits Yield Fund	O	US	41.66	877.09	1		-29.28	0.00	91.63	11
LaGrange Capital Partners LP	O	US	58.54	792.53	2	-25.51	-95.41	-59.07	104.47	11
Dynamic Power Hedge Fund	O	Canada	11.77	258.03	3	3.09	-79.43	-26.34	34.54	11
G10-Rosseau Special Situations Fund	O	Cayman	2.05	144.16	4	8.93	-55.07	-1.99	40.25	9
Meridian Global Gold and Resources Fund	O	Bermuda	10.07	138.17	5	4.23	-69.02	-10.71	21.38	11
ECF Value Fund I LP	C	US	11.09	131.34	6	12.89	-43.48	0.00	30.86	12
Polo Fund	C	Cayman	-1.41	123.57	7	31.92	-21.53	-4.31	38.02	8
Helium Special Situations Fund – GBP	O	Switz	12.35	110.28	8	2.25	-58.87	-6.90	24.69	11
Rosseau LP	O	Canada	1.36	83.90	9	0.48	-49.80	-2.00	23.98	10
Diamond A Partners LP	O	US	11.74	66.56	10	-22.88	-72.99	-55.01	24.94	7
HDH Master Fund – Class C	C	Sing	2.95	63.18	11	13.09	-31.34	-0.24	15.45	11
SM Investors LP	O	US	12.06	61.39	12	-9.93	-57.22	-30.96	21.17	9
Kayne Anderson MLP Fund LP	O	US	11.05	58.92	13	-1.31	-52.94	-12.29	14.88	10
Lazard Rathmore Fund Ltd	O	US	2.45	50.45	14		-16.25	-0.66	8.38	11
Dynamic Power Emerging Markets Fund	O	Canada	-0.60	49.45	15	-16.32	-73.99	-56.55	17.05	10
Richland Emerging Opportunities Fund	O	HK	-9.77	48.76	16		-54.70	-12.52	31.77	8
Wexford Credit Opportunities Fund LP	O	US	5.94	47.31	17	10.40	-12.62	0.00	11.82	11
UG Hidden Dragon Special Opportunity Fund	O	Sing	3.90	45.03	18		-31.15	0.00	20.57	10
Scottwood Partners LP	O	US	9.39	44.00	19	14.98	-16.71	0.00	11.44	10
Asean Small Cap Fund	O	Sing	4.12	43.09	20	-7.29	-63.43	-47.67	24.33	8
Finisterre Special Situations Fund Partners LP	O	UK	3.56	42.10	21		-33.64	-1.87	10.88	10
Polo Norte FIM	O	Brazil	2.81	39.85	22	22.97	-4.91	-0.68	10.27	10
Macquarie Special Events Fund	O	Australia	0.14	34.59	23	13.16	-7.87	-1.13	9.30	11
Passport Special Opportunities Fund LP	O	US	4.58	31.52	24		-43.24	-3.01	33.36	7
Ockham Capital Partners	O	UK	3.64	31.42	25		-2.82	0.00	6.07	12
Sector Average			4.50	51.61	101	3.73	-25.38	-9.18	13.97	9.16

	Open/ Closed	HQ	% 3 mth	% 12 mth	Rk	% 36 mth*	Max draw down	% High water	12 mth vol %	Pos mths (of 12)
Fixed income										
Concise Capital Onshore Fund LLC	O	US	9.54	208.63	1	-15.03	-83.09	-42.14	38.71	11
Concise Capital Offshore Fund SPC	O	US	9.44	190.26	2	-13.79	-80.96	-39.59	35.09	11
Encore Fund LP	O	US	12.77	129.67	3	3.11	-54.08	0.00	17.38	11
Cedarview Opportunities Master Fund LP	O	US	10.86	114.33	4	-2.57	-58.52	-11.09	12.59	12
Midway Market Neutral Fund LLC	O	US	6.56	69.31	5	24.72	-24.94	0.00	6.99	12
Capital Structure Opportunities Fund LP	O	US	10.31	67.73	6	-0.75	-47.93	-6.08	11.89	12
Adelante Sovereign High Yield Fund	C	UK	3.33	56.03	7	9.44	-22.42	0.00	11.16	12
Hamton I – Bond 004	O	Cayman	3.91	55.77	8	-4.83	-66.64	-14.76	20.36	8
IFPC Zenith High Yield Bond Fund – EUR CIA	O	UK	6.41	51.71	9		-2.28	-0.88	12.98	9
OFI Global High Yield Fund	O	France	4.22	46.21	10	-1.43	-39.00	-5.88	10.83	12
Liontrust Credit Fund – EUR Class	O	UK	8.32	46.11	11	13.42	-12.34	-0.29	11.78	9
The Asgard Fixed Income Fund I (EUR)	C	Denmark	3.15	45.25	12	15.78	-10.40	0.00	7.02	12
RAB European Credit Opps Fund – A Share	O	UK	4.07	41.67	13	2.89	-40.63	-3.73	7.97	12
Nexstar Emerging Markets Opportunity Fund	O	US	2.96	39.73	14		-0.17	0.00	6.82	12
Pamplona Credit Opportunities Fund	O	UK	4.99	38.16	15		-2.39	0.00	7.03	12
Serica Credit Balanced Fund	O	HK	6.19	37.33	16		-0.56	0.00	6.67	12
Vision Guardian Partners LP	O	US	10.69	37.17	17		-0.94	0.00	8.87	11
Parallax Capital Partners LP	O	US	7.41	35.23	18	28.71	-29.20	0.00	7.34	11
Henderson Credit Opportunities Fund – EUR	O	UK	3.77	34.54	19	0.56	-26.23	-0.75	6.48	11
Ill Relative Value Credit Strategies Fund	O	USVI	7.71	33.48	20	2.27	-31.27	-4.70	7.00	10
Ill Global	O	USVI	6.07	32.55	21	-10.20	-50.73	-32.81	6.79	12
Centaur Credit Select Fund LLC	O	US	-1.11	31.98	22	13.34	-9.82	-1.12	8.54	10
PENN Core High Yield Bond Fund LP	O	US	4.09	30.67	23	4.38	-21.60	0.00	6.38	12
Dexia Bonds Global High Yield – Class C EUR	O	France	3.96	30.65	24	-1.54	-29.88	-6.38	8.45	11
Lynx Fund I (Master Fund)	O	US	4.74	30.58	25	19.77	-3.05	-0.59	5.08	11
Sector Average			1.52	20.92	159	2.62	-16.33	-6.49	6.74	9.35

Funds of funds										
	Open/ Closed	HQ	% 3 mth	% 12 mth	Rk	% 36 mth*	Max draw down	% High water	12 mth vol %	Pos mths (of 12)
FAMA Brazil Fund – Challenger Equity Value Class	O	Brazil	8.23	187.46	1	10.05	-62.84	-1.66	52.24	9
FMG India Opportunity Fund	O	Bermuda	-2.47	125.43	2	-8.56	-80.61	-56.30	58.13	8
FMG India Fund	O	Bermuda	-0.25	90.78	3	-2.32	-69.88	-42.53	38.43	8
Benchmark Plus Small Cap + Alpha Fund LP	O	US	10.85	87.57	4	-10.35	-64.29	-33.03	21.23	10
FMG China Fund	O	Bermuda	-3.23	73.97	5	-4.29	-68.85	-41.84	17.57	11
Tera Capital Fund	O	Russia	4.08	73.58	6	-7.08	-61.39	-32.98	13.03	11
Benchmark Plus Large Cap + Alpha Fund LP	O	US	2.86	73.55	7	-11.15	-63.60	-36.82	15.42	10
Gottex Portable Alpha MN+/ S&P 500 (Non-ERISA)	O	Switz	2.67	72.28	8		-58.44	-28.40	14.20	10
EnTrust Capital Special Opportunities Fund Class A	O	US	4.76	71.21	9		-5.86	0.00	17.86	11
Whitebox Multi-Strategy Fund Series A	O	US	5.28	69.17	10	15.13	-34.40	0.00	12.01	12
FMG Rising 3 Fund	O	Bermuda	-1.89	66.82	11	-10.37	-68.44	-47.35	21.39	9
FMG Russia Fund	O	Bermuda	-1.42	61.01	12	-26.39	-79.37	-66.78	23.86	10
Gottex Portable Alpha FTSE 100	O	Switz	5.03	57.95	13	-11.07	-58.56	-34.55	15.02	9
Abbey Global LP	O	Ireland	-3.13	49.33	14	-0.58	-43.41	-15.49	18.52	9
Safdie Latam Fund (USD)	O	Brazil	-0.58	46.09	15	9.69	-24.86	-2.13	13.18	10
Acom Credit Strategies LP	O	US	6.79	45.33	16		0.00	0.00	7.84	12
DSAM Kauthar Commodity Fund	O	UAE	1.01	45.32	17		-5.86	-0.86	20.66	9
Guidance Black Terrain Fund LP	O	US	2.03	44.97	18		-27.13	-1.55	10.81	11
HDF Emerging Markets Equity Class A EUR	O	France	5.37	43.93	19	-0.48	-48.10	-21.17	13.59	9
Rasmala Global Equity Opportunity Fund – CIA	O	UAE	-2.20	41.31	20	-6.83	-51.56	-31.55	15.17	10
Dynamic Alternative Opportunities Fund – Ser A	O	Canada	5.61	41.19	21		-44.45	-21.06	9.47	11
QSAM Newer Markets A USD	O	Switz	0.02	40.86	22		-39.63	-14.96	13.91	10
Finles Lotus Fonds	O	Nether	5.10	40.78	23	-4.34	-43.59	-20.59	13.84	9
Nashuk Partners LP	O	US	8.15	40.07	24		-40.49	-16.39	8.10	10
Claritas Fund of Funds Latam	O	UK	0.29	39.84	25		-7.25	-1.30	13.27	9
Sector Average			0.21	10.60	1015	-0.63	-20.38	-11.96	5.37	8.11

STATISTICS

	Open/ Closed	HQ	% 3 mth	% 12 mth	Rk	36 mth*	Max draw	% High	12 mth	Pos mths
Global macro										
Osiris Investment Partners LP	0	US	2.33	108.34	1	-8.08	-78.43	-28.89	43.62	8
Guinness Energy Fund	0	UK	0.04	92.71	2	0.48	-58.79	-20.58	32.55	8
Quantedge Global Fund	0	Sing	-6.52	57.19	3	10.83	-44.65	-6.52	30.06	8
CAAM Invest VAR 20 USD	0	Lux	3.86	56.13	4	4.00	-39.11	0.00	12.50	10
Marketfield Fund	0	US	8.41	52.98	5		-27.62	0.00	14.14	10
CAAM Funds Global Equities – Class C USD Acc	0	Lux	-0.70	49.68	6	-9.40	-60.57	-40.98	16.83	9
JK Absolute Return Fund – JPY	0	UK	5.50	46.43	7	4.81	-32.39	0.00	16.69	11
Opportunity Unique Hedge Sub-Fund	0	Brazil	-1.87	45.92	8	8.66	-30.11	-1.99	14.69	10
PRIMASIA Hedge Fund	0	HK	-3.14	43.10	9	1.44	-47.77	-14.09	26.86	7
Episode	0	UK	-0.22	32.34	10	0.08	-32.77	-11.03	11.87	9
Camomille Global Opportunities Fund (CHF)	0	UK	3.00	32.33	11	19.24	-28.93	-0.91	9.54	10
Covepoint Emerging Markets Macro Fund	0	US	-2.90	29.02	12	8.11	-36.05	-6.75	20.17	9
Swordfish Fund Limited	0	Sing	6.17	28.94	13	-6.55	-42.40	-25.73	14.51	9
Absolute Macro Diversified Fund – USD	0	Malaysia	-4.41	28.20	14	0.24	-29.81	-10.02	14.87	8
Sibilla Capital Ltd – Global Class	0	US	-0.79	26.64	15	29.53	-8.11	-8.11	23.46	6
Suranya Global Opportunities Offshore Fund	0	US	4.76	26.46	16		-15.42	0.00	10.22	9
Forum Global Opportunities Fund	0	US	12.19	25.62	17	50.33	-7.80	-0.50	11.31	9
SAC Global Elite Portfolio Fund	0	Sing	-7.18	22.99	18	-1.26	-36.94	-17.64	15.06	6
Quest Absoluto FIM	0	Brazil	0.29	22.63	19		-11.56	-0.45	6.75	9
IKOS FX Fund	0	Cyprus	7.52	22.34	20		-4.73	0.00	8.55	10
Crescat Global Macro Composite	0	US	-5.20	22.00	21	18.57	-44.09	-24.59	31.15	7
Profit Global Macro Fund	0	UK	-2.51	21.92	22	-2.69	-34.90	-20.00	8.92	8
Acacia Global Fund	0	China	6.74	20.50	23		-11.66	-5.71	26.59	6
GMO Currency Hedge Fund	0	US	-0.75	20.45	24	-7.87	-41.95	-27.57	10.52	9
Credaris Credit Fund – EUR	0	UK	-0.08	19.53	25		-8.87	-0.41	7.47	11
Sector Average			-0.64	14.82	148	9.46	-17.51	-7.17	10.29	7.37

Long/short equity hedge

Senvest Partners	0	US	34.76	395.96	1	24.08	-70.55	0.00	47.91	11
The Gentle Persuader Fund	0	Switz	-10.50	269.27	2		-32.94	-32.94	127.53	7
Anno Domini Growth and Opportunity Fund	0	Switz	9.07	256.35	3		-77.40	-15.24	39.53	11
Senvest Israel Partners LP	0	US	24.36	241.87	4	12.95	-66.81	0.00	30.68	10
BTR Global Energy Fund	0	Canada	22.80	225.81	5	26.30	-56.55	0.00	29.11	12
BTR Strategic Growth Fund	0	Canada	12.23	220.68	6		0.00	0.00	39.77	12
Spectrum CIS Value Fund	0	Russia	14.16	195.69	7	-15.83	-83.62	-51.57	33.16	12
HH Generation	0	Cayman	15.13	190.51	8	-3.44	-74.86	-22.68	32.76	11
MTB Investment Partners LP	0	US	2.25	178.25	9	-7.57	-72.09	-22.35	35.06	10
Naos Small Companies Fund	0	Australia	-8.29	170.82	10	4.10	-64.33	-8.29	38.29	9
Vltava Fund Sicav	0	Malta	17.18	169.57	11	-20.93	-87.21	-60.63	44.82	9
Elevated Value Focus LP	0	US	2.24	169.37	12	6.94	-57.57	-10.71	78.59	7
Olesen Capital LP	0	US	14.06	163.43	13		-72.67	-17.24	34.89	10
Vision Finance China Ocean Fund	0	China	10.12	163.37	14		-60.88	0.00	31.28	10
Komodo Fund	0	Indon	9.19	162.59	15	21.58	-54.89	-1.47	30.49	11
Meridian Global Energy and Resources Fund	0	Bermuda	16.87	161.13	16	-1.86	-73.64	-31.18	24.59	11
Firebird Fund LP	C	US	9.62	160.93	17	-0.68	-83.54	-23.28	28.84	11
India Infrastructure Opportunities Fund	0	India	3.05	156.23	18	16.28	-61.46	-3.41	48.43	8
Firebird New Russia Fund	C	US	5.13	155.94	19	-4.94	-81.79	-34.58	35.18	10
OC Concentrated Equity Fund	0	Australia	6.01	153.21	20	4.36	-60.87	0.00	18.87	11
Firebird Republics Fund	C	US	3.53	151.82	21	-9.91	-73.20	-31.26	31.23	9
Hamon Oriental Long-Short Fund JPY	0	HK	-0.92	146.38	22	-3.70	-75.21	-38.93	61.91	7
Regal Zambezi Absolute Return Fund	0	Australia	-6.96	146.28	23	9.41	-61.24	-9.89	38.68	9
Limestone Fund SPC – Class A – Wider Russia	0	UK	2.97	142.05	24	-16.82	-82.23	-55.45	40.60	10
Greater Europe Deep Value Fund Ltd	C	Russia	15.09	140.94	25	-30.32	-87.24	-69.14	31.77	11
Sector Average			1.18	27.11	1209	2.91	-26.42	-12.11	13.31	7.80

	Open/ Closed	HQ	% 3 mth	% 12 mth	Rk	36 mth*	Max draw	% High	12 mth	Pos mths
CTA/Managed futures										
AIS Gold Fund LP	0	US	2.31	135.33	1	3.47	-87.97	-44.48	75.98	7
AIS Futures Fund LP (3x-6x)	0	US	-24.64	101.70	2	-12.28	-89.67	-79.17	75.92	8
Di Tomasso Equilibrium Fund	0	Canada	0.32	75.98	3	27.06	-26.14	0.00	27.02	9
AIS Futures Fund II LP (2x-4x)	0	US	-15.98	67.45	4	-0.66	-74.87	-57.93	49.17	8
DSAM Kauthar Global Resources & Mining Fund	0	UAE	4.19	67.22	5		-8.91	-1.84	26.16	8
Research Affiliates Fundamental Index LP	0	US	3.58	63.07	6	-6.18	-53.00	-23.36	16.24	9
DSAM Kauthar Energy Fund	0	UAE	3.56	61.55	7		-13.31	0.00	19.66	10
DSAM Kauthar Gold Fund	0	UAE	-1.32	58.25	8		-8.07	-1.32	33.33	7
International Equity Plus Fund	0	US	-6.44	55.14	9		-47.91	-19.19	24.83	8
Kinkopf Capital S&P	0	US	27.10	54.41	10	10.85	-37.04	0.00	25.16	9
LJM Managed Accounts (Aggressive Strategy)	0	US	16.63	54.22	11	0.25	-63.83	-38.02	16.60	9
OEI Mac Inc – Class USD	0	UK	-0.54	52.61	12	39.78	-40.73	-12.80	35.55	7
AIS Capital Growth Fund LP	0	US	4.76	52.10	13	5.72	-45.15	-16.50	28.93	8
Diapason RIC Metals Segment – Class A	0	Switz	10.12	49.57	14	0.02	-46.66	-11.18	11.80	11
Becker Asset Management LLC Program 1	0	US	7.00	46.61	15	24.82	-41.07	0.00	24.44	9
Broadmark Long/Short Equity Fund	0	US	2.05	43.83	16	14.59	-14.67	-0.54	17.99	10
Pearlman CTA Silver Conservative Program	0	US	53.04	37.69	17	-22.83	-86.40	-75.33	137.84	6
ACL Global Fund USD Share Class	0	Ireland	-1.46	37.26	18	-0.86	-38.69	-15.84	16.03	9
SafePort Gold & Silver Mining Fund	0	Liechten	6.15	36.00	19	-17.24	-71.95	-46.63	23.14	9
Tiberius Active Commodity OP	0	Switz	-1.69	35.77	20	-2.19	-53.05	-36.25	18.91	9
Blackheath Offshore	0	Canada	5.13	35.52	21	24.53	-34.10	0.00	16.67	11
Dacharan Fund	0	UK	9.28	35.26	22		-10.74	0.00	26.69	7
Diapason RIC – USD	0	Switz	-2.30	34.36	23	-3.14	-58.63	-44.41	20.29	9
Option Selling Strategy	0	US	11.54	34.34	24	6.38	-34.63	-1.63	14.73	10
SafePort Silver Mining Fund	0	Liechten	-1.25	32.23	25	-24.97	-80.96	-58.63	23.37	8
Sector Average			-4.52	-1.29	450	8.36	-25.80	-16.62	16.62	5.76

Multi-strategy

Galaxy China Deep Value Fund	0	HK	13.22	240.03	1		-2.12	-2.12	35.25	10
BNY Mellon ARX Long Term FIA	0	Brazil	9.61	148.44	2		-37.52	0.00	23.83	12
Mercury International Fund Class Equities	0	Brazil	-2.79	126.51	3	15.84	-56.52	-5.52	35.00	10
India Capital Fund	0	Mauritius	-1.42	124.43	4	8.16	-72.79	-38.24	46.89	8
Taylor Fund	0	US	-6.14	112.45	5		-14.22	-7.21	32.15	9
Russian Opportunities Fund	0	Russia	3.14	112.12	6	-5.52	-87.68	-27.78	38.84	7
Da Vinci CIS Opportunities Fund	0	Russia	8.32	96.10	7		-3.03	-3.03	20.00	10
Delaware Street Capital LP	0	US	3.60	94.44	8	3.82	-52.41	-7.46	34.36	9
Skopos BRK 60 FIC FIA	0	Brazil	7.09	92.50	9		-49.93	0.00	21.25	12
The Vallea Fund	0	Switz	5.91	90.75	10		-0.80	-0.01	22.14	11
Vertex Fund	0	Canada	10.07	82.17	11	5.04	-45.92	0.00	10.68	12
Kayne Anderson Midstream Energy Fund	0	US	13.02	78.47	12	-14.50	-73.27	-43.33	19.33	11
Fator Ações Institucional	0	Brazil	-1.13	75.38	13	14.93	-46.76	-2.98	21.21	9
Dynamo Cougar	0	Brazil	4.67	74.96	14	16.63	-44.80	-1.66	13.78	10
Teorica FI Multimercado	0	Brazil	4.24	72.18	15	19.56	-31.27	-0.72	22.47	11
Fator Jaguar Ações	0	Brazil	-1.93	71.26	16	7.83	-53.15	-15.27	21.27	9
FrontFour Capital Partners LP	0	US	17.62	69.68	17	1.70	-43.30	-3.80	15.10	10
BNY Mellon ARX Income FIA	0	Brazil	0.80	65.04	18	13.54	-45.45	-5.61	16.91	10
LG Asian Green Fund	0	UK	-2.03	64.98	19		-45.15	-9.51	24.86	8
Magic Capital Fund LP	0	US	7.36	63.47	20	30.16	-31.29	0.00	14.19	10
KVO Capital Partners LP	0	US	4.44	58.83	21		-6.83	0.00	14.45	12
Sharp	0	Sweden	1.91	58.73	22		-43.54	-2.46	11.50	12
Maxima Tag Along / Access FIA	0	Brazil	-3.09	58.09	23	-8.82	-66.67	-47.31	19.52	9
Singleton Fund LLC	0	US	7.31	56.68	24	30.55	-28.64	0.00	15.56	9
Augustus Multi-Strategy Fund	0	China	2.82	56.33	25	-26.34	-78.99	-66.19	33.35	8
Sector Average			1.02	23.16	298	7.36	-18.92	-7.23	9.81	8.88



STATISTICS AT A GLANCE

Funds by fewest negative months (Currency, HQ)	36 Mth %	Rk 36 Mth	Vol 36 Mth (%)	Neg Mths in 36	Primary Category
Polo Crédito Privado FIM	19.41	119	2.08	0	Others
Trafalgar Capital Specialised Invest Fund – EUR	17.49	159	1.25	0	Others
Life's Good STABL Mortgage Fund LLC	16.48	187	0.00	0	Others
Caritas Royalty Fund LLC	13.63	313	1.57	0	Others
Caritas Royalties Fund (Bermuda)	13.03	346	1.34	0	Others
Arsenal Hedge-Arbitrage Funds Investable Index	12.95	355	1.78	0	Fund of Funds
Capitania Treasury	12.87	361	1.54	0	Multi-Strategy
Advis Macro FIM	12.75	364	1.52	0	Macro
Santa Fe Aquarius	12.53	379	1.60	0	Arbitrage
GS Allocation Dinamico FIM	12.50	383	1.54	0	Arbitrage
Maxima High Yield	12.12	410	2.01	0	Multi-Strategy
GAP Institucional	11.56	462	1.55	0	Multi-Strategy
Capitania Hedge	11.46	464	0.91	0	Multi-Strategy
BNY Mellon ARX Target FIM	11.36	468	1.18	0	Multi-Strategy
SDA Hedge FIM	11.27	474	1.22	0	Multi-Strategy
Maxima Plus	10.95	499	0.58	0	Fixed Income
BBM Institucional FIM	10.81	512	1.04	0	Multi-Strategy
Fator Max Corporativo	10.80	514	0.55	0	Multi-Strategy
CSHG DI Private	10.43	551	0.48	0	Fixed Income
GS Allocation Hedge FIM	10.24	571	0.87	0	Arbitrage
BNY Mellon ARX Referenciado DI LP	10.19	574	0.49	0	Fixed Income
BNY Mellon ARX Cash FI CP	10.17	575	0.50	0	Fixed Income
CSHG DI	9.71	617	0.47	0	Fixed Income
IIG Trade Opportunities Fund	9.30	651	0.30	0	Others
Traded Policies Fund – GBP Growth	9.20	661	0.58	0	Fixed Income
Traded Policies Fund – USD Institutional	8.44	730	0.38	0	Fixed Income
LH Asian Trade Finance Fund Limited	5.62	1032	0.47	0	Others
AN Commodity Fund		0		1	CTA/Managed Futures
Crown One Absolute Return Fund SP Class A		0		1	Multi-Strategy
Vision Guardian Partners LP		0		1	Fixed Income
Sector Average*	3.26	3788*	14.09	12.59	

*The number in the 'Rank' column against the Sector Average, represents the number of constituent funds in that index/average

Top funds by 36-month returns

Sparta Cíclico	101.02	1	54.10	12	Macro
Paulson Credit Opportunites LP	87.72	2	50.87	7	Distressed Debt
Sparta Anti-Cíclico	69.17	3	52.11	14	Macro
SYW LP	64.64	4	52.04	11	Long/Short Equities
Phalanx Japan-AustralAsia Multi-Strategy Fund	58.23	5	14.91	4	Multi-Strategy
Balestra Capital Partners LP	57.80	6	27.77	13	Macro
Golden Hind Fund LP	57.57	7	26.79	6	Long/Short Equities
Forum Global Opportunities Fund	50.33	8	21.49	8	Macro
Paulson Advantage Plus	49.24	9	23.86	10	Event Driven
CQS ABS Feeder Fund Limited	47.76	10	16.41	6	Others
Liquid Capital Fund LP	46.37	11	306.03	4	CTA/Managed Futures
CRC Financials Opportunity Fund	45.36	12	31.29	15	Long/Short Equities
TUSK Russia Special Opportunities Fund	40.23	13	24.92	10	Long/Short Equities
RAM Aggressive	40.18	14	36.99	16	CTA/Managed Futures
OEI Mac Inc – Class USD	39.78	15	29.47	11	CTA/Managed Futures
SPM Structured Servicing Holdings	38.82	16	23.25	4	Arbitrage
EVE – HIGH	38.76	17	39.55	11	CTA/Managed Futures
RAM Fund LLC	38.02	18	36.50	16	CTA/Managed Futures
Vegasoul Fund	37.23	19	12.66	7	CTA/Managed Futures
Quantitative Global Fund – 3x	37.19	20	34.91	12	CTA/Managed Futures
Global Diversified Program	35.46	21	34.69	14	CTA/Managed Futures
Pivot Global Value Fund	33.81	22	14.76	12	Macro
Legacy Futures Fund LP	33.77	23	34.58	14	CTA/Managed Futures
Strand US Fund	33.46	24	26.10	14	Long/Short Equities
Blue Sky World LP	33.19	25	28.53	13	Macro
Excelsior Aggressive Fund LP	32.71	26	18.32	11	CTA/Managed Futures
Paulson Advantage LP	32.34	27	16.20	10	Arbitrage
Polo Fund	31.92	28	27.37	14	Event Driven
Carrelton Horizon Fund LP	31.40	29	32.40	13	Long/Short Equities
Singleton Fund LLC	30.55	30	24.91	9	Multi-Strategy
Sector Average*	3.26	3788*	14.09	12.59	



Lowest 36-month volatility	Currency Class	HQ	36 Mth Vol (%)	Neg Mths in 36	Primary Category
Life's Good STABL Mortgage Fund LLC	USD	US	0.00	0	Others
IIG Trade Opportunities Fund	USD	US	0.30	0	Others
Traded Policies Fund – USD Institutional	USD	UK	0.38	0	Fixed Income
CSHG DI	BRL	Brazil	0.47	0	Fixed Income
LH Asian Trade Finance Fund	USD	Singapore	0.47	0	Others
CSHG DI Private	BRL	Brazil	0.48	0	Fixed Income
BNY Mellon ARX Referenciado DI LP	BRL	Brazil	0.49	0	Fixed Income
BNY Mellon ARX Cash FI CP	BRL	Brazil	0.50	0	Fixed Income
Fator Max Corporativo	BRL	Brazil	0.55	0	Multi-Strategy
Adobe Asset Management (FFDP)	USD	US	0.56	13	CTA/Managed Futures
Maxima Plus	BRL	Brazil	0.58	0	Fixed Income
Traded Policies Fund – GBP Growth	GBP	UK	0.58	0	Fixed Income
GS Allocation Hedge FIM	BRL	Brazil	0.87	0	Arbitrage
Capitania Hedge	BRL	Brazil	0.91	0	Multi-Strategy
Rivoli Conservative Fund	EUR	France	0.93	7	Fund of Funds
Dexia Double Alpha	EUR	Ireland	0.97	8	Long/Short Equities
BBM Institucional FIM	BRL	Brazil	1.04	0	Multi-Strategy
Dexia Index Arbitrage	EUR	Ireland	1.06	4	Event Driven
PCP Aurora Defined Benefits Fund – USD Acc Class	USD	Cyprus	1.12	1	Fund of Funds
BTG Pactual Hedge FI Multimercado	BRL	Brazil	1.13	1	Multi-Strategy
BNY Mellon ARX Target FIM	BRL	Brazil	1.18	0	Multi-Strategy
SDA Hedge FIM	BRL	Brazil	1.22	0	Multi-Strategy
Trafalgar Capital Specialised Invest Fund – EUR	EUR	UK	1.25	0	Others
Caritas Royalties Fund (Bermuda) Ltd	USD	Bermuda	1.34	0	Others
Dexia Emerging Debt Arbitrage	EUR	France	1.39	10	Multi-Strategy
Gain Capital Management	USD	US	1.49	21	CTA/Managed Futures
Advis Macro FIM	BRL	Brazil	1.52	0	Macro
GS Allocation Dinamico FIM	BRL	Brazil	1.54	0	Arbitrage
Capitania Treasury	BRL	Brazil	1.54	0	Multi-Strategy
GAP Institucional	BRL	Brazil	1.55	0	Multi-Strategy
Sector Average*			14.09	12.59	

DISCLAIMER – EUREKAHEDGE

Intellectual property and copyrights in the data provided, in whole or in part, shall be held either by Eurekahedge or be subject to Eurekahedge's control or delegated authority to administer and provide. Any data forming part of the contents here may not be disseminated, recompiled, resold, copied or otherwise stored in any electronic system, fax, photocopy, server, hard-disk, hard-copy paper format or website without receiving the express written approval of Eurekahedge. Extracts may be made for the purposes of research or comment, or form part of an article so long as the source is acknowledged. Investment in the funds may be subject to marketing and investment regulations relating to qualified and/or accredited investors. Users should be aware of the restrictions relating to dissemination of data in whole or as part of other marketing activities within your jurisdiction and comply with applicable law. Your permitted use of the data shall be on the basis that you shall not look to Eurekahedge for loss or liability relating to your use of the data whether with reference to intellectual property, accuracy or any reason whatsoever. The data is provided on the basis of a matter of record only and are provided for information purposes only. The data does not, and should not be construed to, constitute an offer to sell or a solicitation of an offer to buy any of the shares, or other interest, in any fund or form the basis of any contract or commitment whatsoever, nor should it be treated as financial, professional or expert advice. Past performance is not indicative of future performance. The data is based on information and data received from the subjects of each and from other third-party sources and no guarantee of completeness or accuracy can be made, nor is any representation or warranty made in this regard. Eurekahedge will not be responsible for any liability resulting from loss pertaining to the use of the data.

All tables' hedge fund performance statistics are for period ending February 28, 2010 (data reported to March 24, 2010). All statistics at a glance are for period ending February 28, 2010 (data reported to March 24, 2010). All 36-month performance is annualised. * Please note the data in the Eurekahedge graphs and for the tables thereafter are based on 85.74% of the NAV returns for February 28, 2010, as at March 24, 2010. The positive- and negative-months columns show the number of gaining and losing months in the previous 12. Some fund names have been abbreviated for reasons of space, for example 'Ltd' or 'LLP' being removed from end of a fund's name. Similarly Dighton World Wide Fund (in CTA strategy) has 2X and 2X leveraged programs – please check with manager for full name/details of fund. The symbol ♠ represents the total number of funds (in each strategy) that report their performance data to Eurekahedge. To submit your fund's or funds' data to Eurekahedge contact Agnes Yea at agnes@eurekahedge.com.