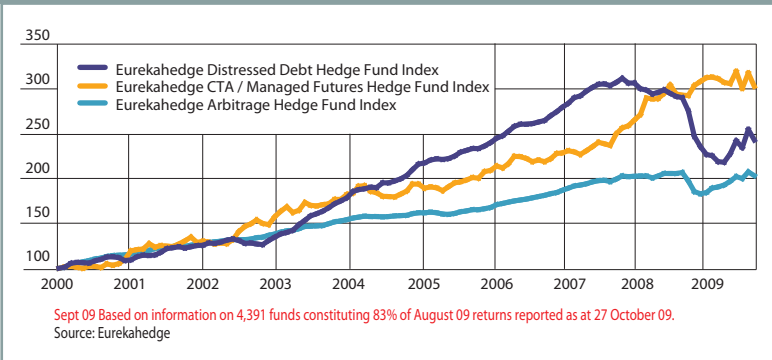


STATISTICS

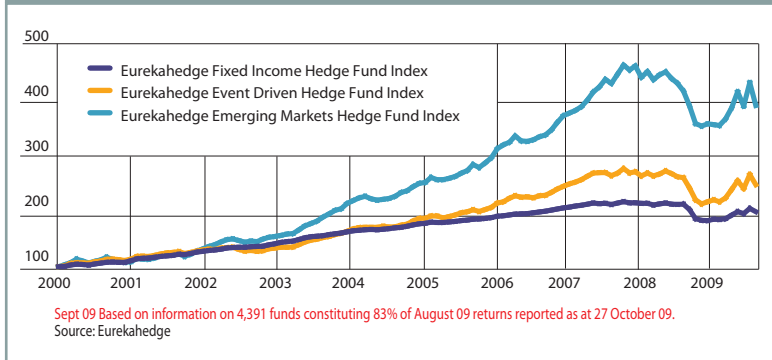
	Open/ Closed	HQ	% 3 mth	% 12 mth	Rk	% 36 mth*	Max draw	% High	12 mth	Pos mths (of 12)
Arbitrage										
Akanthos Arbitrage Fund LP	0	US	38.30	123.74	1.00	11.51	-61.91	0.00	7.63	9.00
Investcorp Silverback Arbitrage Fund LLC	0	US	29.29	106.62	2.00		-26.07	0.00		10.00
Investcorp Silverback Arbitrage Fund	0	US	28.97	101.76	3.00	26.99	-25.78	0.00	2.47	10.00
SPM Structured Servicing Holdings	0	US	21.71	72.21	4.00	32.19	-30.43	0.00	4.59	11.00
Andante Fund LP	0	US	39.79	65.94	5.00	22.26	-5.05	0.00	1.55	9.00
Barnegat Fund	0	US	17.60	64.25	6.00	12.46	-55.86	0.00	6.16	11.00
Nisswa Master Fund	0	US	23.36	58.89	7.00	20.80	-29.16	0.00	6.19	9.00
Stratus Fund – Class E EUR Double Leverage	0	France	15.88	56.86	8.00	17.61	-16.97	0.00	15.74	12.00
Canyon Capital Arbitrage Fund (Cayman)	0	US	14.47	56.17	9.00	5.99	-43.38	0.00	6.99	11.00
Whitebox Concentrated Conv Arb Fund LP	0	US	26.13	55.80	10.00	15.36	-42.25	0.00	3.03	10.00
Stratus Fund – Class C USD Double Leverage	0	France	15.95	55.63	11.00	17.46	-16.67	0.00	15.65	12.00
Adagio Fund	0	US	32.18	50.99	12.00	19.96	-6.27	0.00	1.86	9.00
Yield Strategies Fund II LP	0	US	22.76	42.47	13.00	7.88	-35.56	0.00	3.43	9.00
Centaur LowLev Arbitrage Fund – Class B	0	Bermuda	17.23	40.88	14.00	-2.04	-46.58	-10.54	6.63	10.00
Grunwald Fund LP	0	US	9.58	39.40	15.00		-4.99	-3.41		7.00
Whitebox Diversified Convertible Arb Fund LP	0	US	16.73	35.57	16.00	8.47	-31.34	0.00	3.01	10.00
Rhapsody Fund LP	0	US	21.29	35.10	17.00	9.69	-20.19	0.00	2.56	10.00
Whitebox Diversified Convertible Arb Fund Ltd	0	US	16.50	34.68	18.00	8.20	-31.42	0.00	3.04	10.00
Anaxis Sabre Style Arbitrage Fund – EUR	0	Switz	4.99	34.32	19.00		-19.43	0.00	8.34	11.00
Anaxis Sabre Style Arbitrage Fund – USD	0	Switz	5.01	32.67	20.00		-19.27	0.00	8.61	10.00
Adhia Arbitrage Fund LP	0	US	9.53	29.65	21.00	17.18	-7.00	0.00	5.66	10.00
Mohican VCA Offshore Fund Ltd	0	US	10.90	28.76	22.00	8.92	-19.66	0.00	3.62	9.00
Inflexive Offshore Convertible Opportunity Fd	0	US	11.86	27.53	23.00	10.72	-20.12	0.00	4.15	9.00
Stratus Fund – CI D EUR Standard Leverage	0	France	7.78	26.21	24.00	10.14	-8.34	0.00	7.91	12.00
The Bliss Fund	0	US	5.37	25.84	25.00	15.22	-19.19	0.00	8.61	10.00
Sector Average			7.63	15.14	142 ♠	6.49	-18.15	-5.43	5.63	8.57

	Open/ Closed	HQ	% 3 mth	% 12 mth	Rk	% 36 mth*	Max draw	% High	12 mth	Pos mths (of 12)
Relative value										
Nisswa Fixed Income Fund	0	US	22.58	94.75	1.00		0.00	0.00		12.00
Victory Capital Series LLC S D – Abs Ret Cred Pftl	0	US	11.39	55.94	2.00		0.00	0.00		12.00
SPM Directional Mortgage Prepayment	0	US	21.50	48.68	3.00		-41.59	0.00		10.00
Cedar Street Offshore Market Neutral Fund	0	US	5.49	42.22	4.00		-9.56	0.00		11.00
Q India Equity Fund Ltd	0	Maurit	24.39	40.00	5.00	14.15	-57.10	-12.65	21.21	7.00
Leviticus Partners LP	0	US	20.97	38.81	6.00	11.42	-56.02	-3.61	11.60	9.00
BlueCrest Capital International Fund	0	UK	11.28	37.94	7.00	18.61	-4.83	0.00	3.01	10.00
JB Convertible Bond Hedge Fund – USD 1	0	UK	16.81	34.21	8.00	5.85	-36.18	0.00	6.01	11.00
JB Convertible Bond Hedge Fund – EUR 1	0	UK	17.82	30.84	9.00	4.02	-38.64	-2.60	6.03	11.00
Brunner & Partners Nektar Hedge Fund	0	Sweden	7.98	29.89	10.00	16.79	-12.96	0.00	10.41	10.00
Regal Amazon Market Neutral Fund	0	Australia	19.17	28.85	11.00	18.16	-20.21	0.00	7.82	10.00
SPM Parmenides	0	US	27.96	28.14	12.00	14.20	-38.32	0.00	5.48	10.00
Select Contrarian Value Partners LP	0	US	26.12	25.44	13.00	1.04	-55.99	-21.75	14.84	8.00
JB Emerging Markets Hedge Fund – USD	0	UK	8.22	23.77	14.00	14.68	-6.53	0.00	7.31	10.00
JB Emerging Markets Hedge Fund – EUR	0	UK	8.13	23.17	15.00	13.86	-7.27	0.00	7.32	10.00
JB Emerging Markets Hedge Fund – CHF	0	UK	7.95	21.80	16.00	12.30	-7.49	0.00	7.34	10.00
CFB Convertibles Fund PLC – Thai Sub Fund	0	IoM	16.26	20.02	17.00	3.76	-39.97	0.00	9.77	8.00
CFB Convertibles Fund PLC – HK Sub Fund	0	IoM	9.66	19.66	18.00	8.74	-35.76	0.00	12.74	9.00
Cadiz Tunstgen	0	SA	2.88	17.95	19.00		-1.69	0.00	NULL	10.00
Sector Healthcare Fund – NOK	0	Norway	1.23	17.31	20.00	14.11	-2.43	0.00	2.82	11.00
Sector Healthcare Fund – USD	0	Norway	1.26	16.42	21.00	13.70	-2.63	0.00	2.94	11.00
HSBC European Leveraged Alpha Fund – USD	0	UK	5.47	16.27	22.00		-5.40	0.00		9.00
Attunga Agricultural Trading Fund	0	Australia	-2.30	16.14	23.00		-4.29	-2.81		10.00
HSBC European Leveraged Alpha Fund – EUR	0	UK	5.30	16.07	24.00		-5.07	0.00		9.00
CFB Convertibles Fund PLC – Far East Sub Fund	0	IoM	9.45	16.00	25.00	4.59	-33.75	-2.08	9.52	9.00
Sector Average			6.85	9.58	108 ♠	6.58	-18.60	-6.28	7.65	7.97

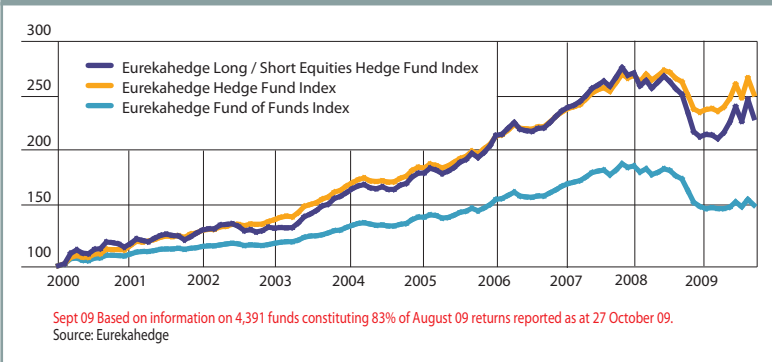
EUREKAHEDGE DIS DEBT vs EUREKAHEDGE CTA/MANAGED FUTURES HFI vs EUREKAHEDGE ARB HFI



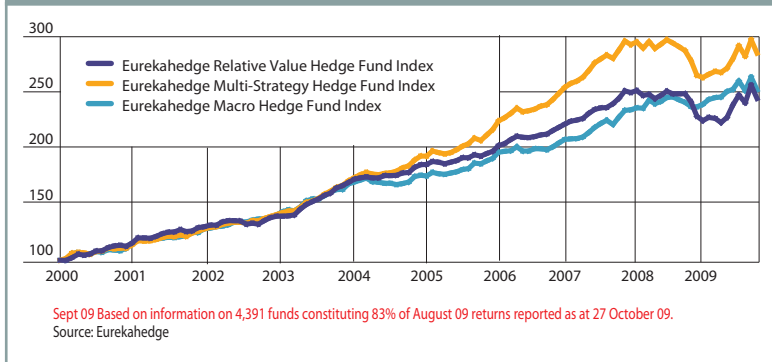
EUREKAHEDGE FIXED INCOME HFI vs EUREKAHEDGE EVENT DRIVEN HFI vs EUREKAHEDGE EM HFI



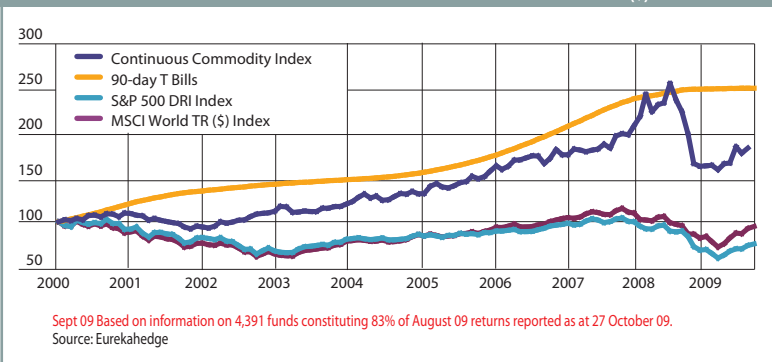
EUREKAHEDGE L/S EQ HFI vs EUREKAHEDGE HFI vs EUREKAHEDGE FOFI



EUREKAHEDGE REL VALUE HFI vs EUREKAHEDGE M/S HFI vs EUREKAHEDGE MACRO HFI



REUTERS CRB INDEX VS 90-DAY T BILLS vs S&P 500 DRI INDEX vs MSCI WORD TR (\$) INDEX



	Open/ Closed	HQ	% 3 mth	% 12 mth	Rk	% 36 mth*	Max draw down	% High water	12 mth vol %	Pos mths (of 12)
Distressed debt										
Alden Global Distressed Opps Fund – CI B	O	US	47.55	223.89	1.00	-18.39	0.00	10.00		
Alden Global Distressed Opps Fund – CIA	O	US	45.79	216.25	2.00	-21.39	0.00	10.00		
NZC Guggenheim Master Fund	O	US	15.07	56.66	3.00	-0.22	0.00	11.00		
PENN Distressed Fund LP	O	US	26.36	39.23	4.00	5.92	-44.28	0.00	6.48	9.00
Finisterre Sovereign Debt Fund	O	UK	10.46	34.74	5.00	11.26	-21.01	0.00	3.85	11.00
New Generation LP	O	US	29.55	31.30	6.00	9.36	-34.35	0.00	4.36	8.00
Wexford Offshore Credit Opportunities Fund	O	US	9.98	27.78	7.00	9.42	-12.55	0.00	3.97	7.00
Paulson Credit Opportunites II	O	US	9.08	22.84	8.00		-10.05	0.00	73.72	9.00
Paulson Credit Opportunites LP	O	US	9.07	22.07	9.00	124.11	-10.39	0.00	97.35	9.00
HSBC Distressed Opportunities Fund – USD	O	US	23.06	21.18	10.00	5.91	-28.27	0.00	5.71	8.00
Hildene Opportunities Offshore Fund	O	US	8.81	19.10	11.00		-2.17	0.00		9.00
KS Capital Partners LP	O	US	9.91	10.34	12.00	1.28	-25.71	-4.45	3.90	8.00
KS International Inc	O	US	10.71	9.65	13.00	1.00	-25.82	-4.09	3.54	8.00
Outrider Master Fund LP	O	US	23.76	9.57	14.00	4.55	-32.19	-1.29	2.79	7.00
VR Global Offshore Fund	O	Cayman	26.08	7.84	15.00	2.73	-48.38	-16.79	9.30	8.00
Brownstone Partners Catalyst Fund	O	US	3.19	6.99	16.00	8.20	-1.53	0.00	3.54	10.00
QBridge Fund	O	Cayman	2.51	6.98	17.00		-1.21	0.00	3.31	11.00
Brownstone Partners Catalyst Fund LLC	O	US	3.16	6.94	18.00	8.19	-1.54	0.00	3.54	10.00
Wilfrid Aubrey Growth Fund LP	O	US	18.65	6.61	19.00	0.77	-39.02	-16.17	7.94	8.00
Ahab Distressed LP	O	US	8.75	6.38	20.00		-22.06	0.00		8.00
Ahab Distressed Ltd	O	US	8.75	6.25	21.00		-22.98	0.00		8.00
Wilfrid Aubrey International	O	US	18.79	5.71	22.00	0.45	-38.99	-16.66	7.89	8.00
Solent Distressed Credit Fund – EUR	O	UK	8.18	4.08	23.00		-9.31	0.00		8.00
Solent Distressed Credit Fund – USD	O	UK	7.83	3.47	24.00		-9.94	0.00		8.00
Waterfall Victoria Fund LP	O	US	1.85	2.94	25.00		-1.04	0.00	0.54	7.00
Sector Average			14.50	8.40	59 ♣	4.49	-24.48	-11.68	10.99	7.44

Event-driven

LaGrange Cap Partners Special Sits Yield Fund	O	US	96.27	425.79	1.00	-28.91	0.00	9.00		
AUK Capital Partners LP	O	US	103.86	146.10	2.00	18.61	-80.40	0.00	23.46	7.00
Polo Fund	C	Cayman	44.83	131.63	3.00	33.11	-21.53	0.00	8.97	10.00
Polo FIA	C	Brazil	23.02	91.32	4.00	33.67	-16.09	0.00	12.07	11.00
Richland Emerging Opportunities Fund	O	HK	13.20	87.36	5.00		-54.74	-3.96	28.61	9.00
Cumulus Energy Fund	O	UK	6.73	81.89	6.00	29.27	-41.28	-0.48	29.85	10.00
Andromeda Global Credit Fund	O	US	30.22	61.85	7.00	15.89	-40.73	0.00	3.33	10.00
HDH Master Fund – Class C	C	Sing	14.76	57.36	8.00		-31.34	0.00	7.95	11.00
G10-Rosseau Special Situations Fund	O	Cayman	53.61	52.60	9.00	9.38	-55.07	0.00	23.41	7.00
Axix Asia Absolute Fund	O	HK	8.38	52.37	10.00	4.04	-61.43	-32.03	21.67	9.00
G10-Rosseau Special Situations Fund (US) LP	O	Cayman	53.44	51.41	11.00	8.41	-55.28	0.00	23.42	7.00
Polo Norte FIM	O	Brazil	13.68	51.05	12.00	23.34	-4.91	0.00	4.09	11.00
Helium Special Situations Fund – GBP	O	Switz	11.04	50.65	13.00	9.71	-58.87	-21.92	20.30	9.00
Helium Special Situations Fund – EUR	O	Switz	10.59	50.63	14.00		-58.77	-22.91	20.57	9.00
Meridian Global Gold and Resources Fund	O	Bermuda	34.20	50.32	15.00	8.35	-69.02	-26.68	25.47	10.00
ECF Value Fund II LP	O	US	19.17	36.75	16.00	11.70	-43.35	0.00	7.92	8.00
Lazard Rathmore Fund Ltd	O	US	17.22	36.68	17.00		-16.25	0.00	6.69	10.00
ECF Value Fund I LP	C	US	19.16	36.27	18.00	11.54	-43.48	0.00	7.91	8.00
ECF Value Fund International	O	US	18.78	34.72	19.00	10.70	-43.83	0.00	7.78	8.00
Paulson Advantage Plus Ltd	O	US	6.93	32.37	20.00	65.05	-4.86	0.00	38.58	9.00
Paulson Advantage Plus LP	O	US	6.90	32.34	21.00	66.64	-4.88	0.00	39.33	9.00
Rosseau LP	O	Canada	38.77	31.93	22.00	2.59	-49.80	-8.41	22.82	8.00
UG Hidden Dragon Special Opportunity Fund	O	Sing	-2.07	29.34	23.00		-31.15	-8.20	NULL	10.00
Empirical Search Strategies LP	O	US	18.34	28.99	24.00		-27.01	0.00		9.00
Wexford Credit Opportunities Fund LP	O	US	9.80	27.37	25.00	9.30	-12.62	0.00	3.97	7.00
Sector Average			10.89	18.38	118	5.29	-30.03	-12.14	10.22	7.96

	Open/ Closed	HQ	% 3 mth	% 12 mth	Rk	% 36 mth*	Max draw down	% High water	12 mth vol %	Pos mths (of 12)
Fixed income										
The Asgard Fixed Income Fund I (EUR)	C	Denmark	14.07	47.34	1.00	15.44	-10.40	0.00	4.05	10.00
Rimrock High Income PLUS Fund LP	O	US	12.80	46.91	2.00	21.27	-11.65	0.00	4.84	9.00
Parallax Capital Partners LP	O	US	11.63	46.56	3.00	28.48	-29.20	0.00	34.95	12.00
Rimrock High Income PLUS (Cayman) Fund	O	US	12.87	46.39	4.00	21.08	-11.62	0.00	4.65	9.00
Midway Market Neutral Fund LLC	O	US	11.81	40.96	5.00	19.78	-24.93	0.00	1.90	10.00
Stratton Street PCC Renminbi Bond Fd – EUR	O	UK	7.99	36.90	6.00		-14.90	0.00		10.00
Dromeus Global Opportunities Fund	O	Greece	11.56	35.97	7.00		-5.81	0.00		10.00
Tandem Global Emerging Markets Fund LP	O	US	7.62	35.57	8.00		-28.22	0.00		8.00
Centaur Credit Select Fund LLC	O	US	13.54	34.00	9.00	16.07	-9.82	0.00	3.04	10.00
Tandem Global EM Fund (Cayman)	O	US	7.57	33.05	10.00		-28.02	0.00		8.00
Goldstein Capital Managed Bond Portfolio LP	O	US	8.06	32.76	11.00	8.94	-22.24	0.00	3.36	11.00
Liontrust Credit Fund – USD Class	O	UK	20.91	28.87	12.00	12.59	-5.79	0.00	4.65	8.00
Marathon High Yield Program	O	US	11.44	28.76	13.00	10.26	-1.82	0.00	2.83	11.00
Liontrust Credit Fund – GBP Class	O	UK	20.99	28.18	14.00		-5.39	0.00		8.00
Liontrust Credit Fund – EUR Class	O	UK	20.50	28.07	15.00	12.29	-12.34	0.00	4.59	8.00
Pamplona Credit Opportunities Fund	O	UK	10.02	27.51	16.00		-2.39	0.00		11.00
Lynx Fund I (Master Fund)	O	US	9.35	27.26	17.00	16.82	-3.05	0.00	0.54	12.00
Stratton Street PCC Renminbi Bond Fund – YEN	O	UK	7.27	27.04	18.00		-12.51	0.00		9.00
Adelante Sovereign High Yield Fund	C	UK	13.72	26.80	19.00	9.93	-22.42	0.00	4.87	8.00
Stratton Street PCC Renminbi Bond Fund – USD	O	UK	8.73	25.05	20.00		-13.34	0.00		8.00
Prologue Fund LP – Class B EUR	O	UK	0.70	24.76	21.00	12.15	-1.71	-0.29	4.08	11.00
Prologue Fund LP – Class A USD	O	UK	0.74	24.19	22.00	12.16	-1.59	-0.27	4.13	11.00
Stratton Street PCC Renminbi Bond Fund – SGD	O	UK	8.33	22.38	23.00		-14.45	0.00		8.00
Hamton I – Bond 004	O	Cayman	9.76	20.76	24.00	-3.84	-66.64	-22.01	12.41	8.00
LGIM High Yield Alpha Fund	O	Ireland	3.05	20.25	25.00	3.15	-18.72	-1.90	9.52	11.00
Sector Average			6.96	7.20	168 ♣	4.24	-15.63	-6.41	4.12	8.32

Funds of funds

FAMA Brazil Fund – Real Estate Class	O	Brazil	54.15	96.79	1.00		-66.32	0.00		9.00
FAMA Brazil Fund – Challenger Equity Value Class	O	Brazil	45.81	72.71	2.00	14.03	-62.84	-1.72	11.19	7.00
AAA Ações FIC FIA	O	Brazil	19.45	46.65	3.00	21.55	-35.51	0.00	8.87	11.00
Claritas Fund of Funds Latam	O	UK	13.66	38.78	4.00		-7.25	0.00		11.00
FAMA Brazil Fund – Futurewatch Valor Class	O	Brazil	37.01	37.49	5.00	19.59	-68.89	-22.23	16.83	7.00
FAMA Brazil Fund – Striker Hedged Eq MN Class	O	Brazil	19.16	34.71	6.00	2.73	-47.47	-9.36	9.66	7.00
Safdie Latam Fund (USD)	O	Brazil	17.80	34.03	7.00	11.53	-24.86	0.00	4.59	9.00
MHW Harvest Fund LP	O	US	-2.41	32.09	8.00		-2.41	-2.41		8.00
Pentium Quantitative Master Fund	O	France	11.48	31.87	9.00	24.48	-9.17	0.00	9.54	7.00
FMG China Fund	O	Bermuda	20.06	30.47	10.00	2.44	-68.85	-43.22	12.34	11.00
Safdie Latam Fund (EUR)	O	Brazil	19.65	26.33	11.00	8.60	-28.35	0.00	4.51	10.00
Whitebox Multi-Strategy Fund Series A	O	US	19.73	26.09	12.00	14.03	-34.40	0.00	3.50	9.00
AAA Allocation FIC FIM	O	Brazil	6.54	26.01	13.00	13.43	-6.42	0.00	3.40	11.00
ACL Alternative Fund GBP Share Class B	O	Ireland	5.07	25.42	14.00	18.59	-9.86	0.00	13.77	8.00
China Century Fund	O	Switz	3.50	24.94	15.00		-39.75	-17.06	9.80	9.00
ACL Alternative Fund Euro Share Class A	O	Ireland	4.44	24.09	16.00	17.31	-9.89	0.00	13.70	8.00
Iconic Matador Fund II LLP – USD	C	SA	5.81	24.07	17.00	8.90	-37.45	-7.40	9.23	9.00
AllBlue Fund	O	UK	8.76	23.82	18.00	14.67	-4.52	0.00	7.15	12.00
ACL Alternative Fund USD Share Class A	O	Ireland	4.43	23.41	19.00	17.75	-17.77	0.00	13.77	8.00
Rasmala Hedge Fund Strategies – Class B	O	UAE	36.61	23.01	20.00	7.86	-18.53	0.00	4.00	6.00
CS-Pentium Natural Resources Fund	O	France	2.36	22.35	21.00	13.64	-5.70	0.00	7.14	10.00
Stenham Gold – USD Class	O	CI	8.85	21.56	22.00	11.60	-42.79	-5.10	18.19	9.00
Pinnacle Natural Resources LP	O	US	-0.66	21.39	23.00	11.97	-15.70	-2.04	4.85	9.00
Guidance Fixed Income Arbitrage Fund LP	O	US	18.58	21.13	24.00	-4.28	-42.29	-15.91	7.67	9.00
FMG India Opportunity Fund	O	Bermuda								

STATISTICS

	Open/ Closed	HQ	% 3 mth	% 12 mth	Rk	% 36 mth*	Max draw	% High water	12 mth	Pos mths (of 12)
Global macro										
BlueGold Global Fund Inc	O	UK	-7.45	121.84	1.00		-21.58	-7.85	8.00	
Marketfield Fund	O	US	13.01	121.73	2.00		-1.87	0.00	0.11	11.00
CAAM Invest VAR 20 EUR	O	UK	27.54	85.25	3.00	8.07	-47.73	0.00	16.29	9.00
Texel Macro Fund	O	Switz	4.29	83.51	4.00		-35.81	-9.17	8.41	8.00
CAAM Invest VAR 20 USD	O	UK	21.49	62.19	5.00	5.31	-39.11	0.00	15.39	9.00
The Eclectica Fund – Class A GBP	C	UK	-0.93	48.75	6.00	9.90	-31.13	-10.10	8.70	6.00
The Eclectica Fund – Class B GBP	O	UK	-1.07	47.95	7.00		-31.97	-10.68	NULL	6.00
The Eclectica Fund – Class A EUR	C	UK	-0.91	46.74	8.00	8.21	-31.94	-10.31	9.30	6.00
The Eclectica Fund – Class B EUR	O	UK	-1.12	45.09	9.00		-32.12	-10.82	NULL	6.00
The Eclectica Fund – Class A USD	C	UK	-0.96	44.76	10.00	8.06	-31.98	-10.30	8.55	6.00
Camomille Global Opportunities Fund (CHF)	O	UK	5.30	44.58	11.00	22.95	-28.93	0.00	23.28	8.00
The Eclectica Fund – Class B USD	O	UK	-1.14	41.56	12.00		-32.37	-10.99	NULL	5.00
JK Absolute Return Fund – JPY	O	UK	5.22	40.85	13.00	1.71	-32.39	-2.99	9.03	9.00
Paineiras Hedge FIM	O	Brazil	5.45	38.79	14.00	27.01	-14.59	0.00	16.66	11.00
Blue Sky World LP	O	Australia	-1.82	37.27	15.00	34.54	-25.73	-4.94	34.13	8.00
Kohinoor Series Two Fund	O	UK	-0.94	36.61	16.00	22.25	-17.44	-2.44	8.92	7.00
Quest Absoluto FIM	O	Brazil	6.91	35.09	17.00		-11.56	0.00	8.16	11.00
JK Absolute Return Fund – EUR	O	UK	8.67	34.16	18.00	1.87	-26.20	-0.64	9.32	9.00
Haidar Jupiter Fund LLC	O	US	3.04	33.52	20.00	12.37	-17.00	0.00	6.75	9.00
Sibilla Capital Ltd – Global Class	O	US	18.32	33.21	21.00		-7.78	-5.73	21.46	7.00
Danix Fund – Class M USD	O	UK	7.78	32.92	22.00	24.34	-29.38	0.00	42.72	8.00
Quantedge Global Fund	O	Sing	51.35	32.49	23.00	18.71	-44.65	-5.24	39.42	8.00
Graham Gbl Inv Fd – Proprietary Mtrx Portfolio	O	US	7.85	31.32	24.00	16.31	-15.72	0.00	13.49	10.00
IKOS G10 Currency Fund	O	Cyprus	6.76	29.01	25.00		-4.73	0.00		9.00
Forum Global Opportunities Fund	O	US	-0.14	27.96	26.00	43.31	-7.80	-0.14	31.80	9.00
Sector Average			3.51	14.25	188 ♠	10.20	-17.49	-6.78	10.94	7.12

	Open/ Closed	HQ	% 3 mth	% 12 mth	Rk	% 36 mth*	Max draw	% High water	12 mth	Pos mths (of 12)
Long/short equity hedge										
Vision Finance China Ocean Fund	O	China	16.53	131.11	1.00		-60.88	-0.44	NULL	9.00
Golden Hind Fund LP	O	Canada	10.56	102.10	2.00	58.12	-21.16	0.00	24.31	10.00
BTR Global Energy Fund	O	Canada	37.90	100.13	3.00	23.42	-56.55	0.00	14.54	9.00
Regal Zambezi Absolute Return Fund	O	Australia	90.99	93.09	4.00	14.73	-61.24	-1.84	21.00	8.00
Golden China Fund	O	HK	13.91	88.62	5.00	34.50	-64.65	-9.28	17.48	9.00
Sennest Partners Ltd	O	US	72.10	85.99	6.00	16.75	-70.55	0.00	9.33	8.00
Rising China Growth Fund	O	Cayman	15.68	82.21	7.00		-50.90	-5.79	20.98	9.00
SYW LP	O	US	12.79	80.03	8.00	80.47	-44.36	-11.87	43.00	9.00
China Dragon Engine Fund	O	HK	24.43	79.72	9.00	28.68	-60.22	-22.12	26.14	9.00
Henderson European Abs Return Fund – USD	C	UK	26.26	76.07	10.00	16.76	-47.67	0.00	12.32	10.00
Pinpoint Opportunities Fund	C	Cayman	12.07	75.93	11.00		-55.23	0.00	55.77	9.00
APS Asia-Pacific Hedge Fund	O	Sing	19.98	75.76	12.00	2.32	-51.03	0.00	20.73	10.00
India Infrastructure Opportunities Fund	O	India	21.90	75.72	13.00	13.47	-61.46	-6.79	14.81	7.00
iVim Asia Opportunities Fund	O	HK	19.70	75.44	14.00	16.27	-66.10	-18.51	16.09	9.00
Henderson European Abs Return Fund – EUR	C	UK	26.90	71.67	15.00	15.42	-48.34	0.00	12.49	10.00
Springs Capital China Opportunities Fund	O	China	11.14	70.49	16.00		-39.39	-0.96	NULL	9.00
GAM Greater China Equity Hedge USD O	O	UK	8.31	70.08	17.00	32.01	-45.40	-5.17	43.71	7.00
Naos Small Companies Fund	O	Australia	71.04	69.58	18.00	6.76	-64.33	-6.39	9.01	7.00
Trophy Fund	C	US	42.56	68.52	19.00	-4.00	-80.61	-52.84	31.40	9.00
Financial Stocks LP	O	US	29.51	66.67	20.00	15.83	-69.93	0.00	6.22	9.00
Kinnaras Capital Partners LP	O	US	43.35	65.08	21.00	3.46	-58.88	0.00	9.33	8.00
Game Creek Fund	O	US	3.56	63.92	22.00		-20.12	0.00		9.00
Apex North Asia Fund	O	US	0.22	62.75	23.00		-6.22	-5.49		10.00
SYW Offshore Ltd	O	US	11.25	62.59	24.00		-38.29	-11.95		9.00
Regal Atlantic Absolute Return Fund	O	Australia	90.71	61.70	25.00	4.40	-68.69	-21.75	26.81	8.00
Sector Average			7.32	10.25	1320 ♠	4.20	-26.51	-12.93	9.34	7.26

	Open/ Closed	HQ	% 3 mth	% 12 mth	Rk	% 36 mth*	Max draw	% High water	12 mth	Pos mths (of 12)
CTA/Managed futures										
The Institutional Investment Program	O	US	-23.14	426.34	1.00		-56.82	-44.09	7.00	
The 3% Return Per Quarter Program	O	US	-25.37	189.09	2.00	18.93	-60.92	-38.04	88.74	7.00
OEI Mac Inc – Class B GBP	O	UK	22.30	89.72	3.00		-22.71	0.00		9.00
Vision Capital Partners LP	O	US	16.35	88.03	4.00	15.32	-65.88	-35.85	32.74	8.00
Global Futures 2X	O	US	14.98	81.34	5.00		-31.98	-19.26		8.00
DCM Ascent Program	O	US	3.19	73.42	6.00		-7.96	-3.51		9.00
OEI Mac Inc – Class USD	O	UK	20.58	71.08	7.00	49.06	-40.73	0.00	12.48	8.00
OEI Mac Inc – Class A GBP	O	UK	20.62	69.40	8.00	49.26	-22.82	0.00	12.47	8.00
Triad Trading Fund LP	O	US	9.96	67.48	9.00	27.18	-33.59	-3.01	11.92	10.00
E-mini S&P500 Index Program	O	US	5.96	66.38	10.00		-11.63	-6.06		6.00
TAMI Macro Trading Program	O	US	8.02	63.69	11.00	23.57	-24.56	0.00	12.09	9.00
Synchronicity Market Timing Program	O	US	-0.49	61.32	12.00		-1.40	-1.40		11.00
AlphaAlgo	O	Switz	7.83	60.06	13.00		-18.72	-1.56	65.12	5.00
Quickpool LP	O	US	12.25	59.46	14.00	22.24	-26.29	-1.37	24.91	10.00
Mulvaney Global Markets Fund	O	UK	11.71	56.18	15.00	16.05	-41.28	-6.20	28.68	6.00
Monterosso Fund I LP	O	US	-2.44	52.81	16.00		-5.14	-2.44		8.00
Quantitative Global Fund – 3x	O	US	12.09	52.40	17.00	61.79	-22.36	0.00	31.18	8.00
JLD Managed Futures Program	O	US	-7.67	49.47	18.00		-9.55	-7.67		10.00
The Ebulio Commodity Fund	O	UK	8.02	47.59	19.00		-2.98	0.00		10.00
Tactical Institutional Futures Program	O	US	13.90	47.36	20.00	22.84	-30.75	-1.95	33.97	7.00
Global Wealth Class B	O	US	17.51	46.92	21.00		-49.72	-3.39	17.53	7.00
Drury Diversified Fund LP	O	USVI	11.49	46.85	22.00	28.20	-29.86	0.00	16.27	8.00
Villano Capital Management Inc Gbl Div Prog	O	US	2.48	44.52	23.00	22.80	-24.56	-18.01	16.89	6.00
AlphaQuest Composite Fund	O	US	3.64	44.04	24.00	13.48	-42.46	-17.12	40.14	7.00
Drury Offshore Diversified Fund	O	Cayman	10.95	43.88	25.00	22.51	-30.06	0.00	15.96	9.00
Sector Average			1.28	5.21	476 ♠	8.90	-25.23	-14.70	17.95	6.27

	Open/ Closed	HQ	% 3 mth	% 12 mth	Rk	% 36 mth*	Max draw	% High water	12 mth	Pos mths (of 12)
Multi-strategy										
Galaxy China Deep Value Fund	O	HK	41.75	181.99	1.00		-0.66	0.00		11.00
The Vallea Fund	O	Switz	17.91	128.76	2.00		-0.80	0.00		10.00
Phalanx Japan-AustralAsia Multi-Strategy Fund	O	US	11.23	73.58	3.00	39.10	-30.13	0.00	27.83	12.00
Areca Real Estate Partners	O	Sing	20.30	71.16	4.00	11.46	-50.54	0.00	12.06	7.00
Alexandra Convertible Bond Fund I	O	US	21.87	59.08	5.00		-5.90	0.00		10.00
Mercury International Fund Class Equities	O	Brazil	35.51	53.37	6.00	21.90	-56.52	-5.99	15.64	8.00
KVO Capital Partners LP	O	US	3.23	52.59	7.00		-6.80	0.00		11.00
Trophy LV Fund	O	HK	8.83	48.56	8.00		-44.30	-4.15	6.32	9.00
Black Pearl Global Opportunity Fund	O	Cayman	3.38	47.66	9.00		-69.88	-2.38		7.00
FPP Emerging Hedge Fund I	O	UK	30.66	43.00	10.00	-1.77	-70.94	-23.34	11.18	7.00
UG Greater China Multi-Strategy Fund	O	Sing	1.72	41.52	11.00	21.44	-42.32	-3.57	14.23	10.00
Granite Point Capital LP	O	US	9.09	41.49	12.00	15.24	-11.83	0.00	6.45	11.00
Actively Managed Allocation Strategy	O	US	19.07	40.91	13.00	16.92	-10.09	0.00	5.83	9.00
Sharp	O	Sweden	13.88	40.50	14.00		-43.54	-11.12	1.54	9.00
DUNN Combined Fund LLC	O	US	2.98	40.48	15.00	13.63	-69.61	-25.61	41.08	8.00
HiQ Invest Market Neutral Fund	O	Nether	14.71	40.10	16.00		-29.17	0.00	0.42	8.00
BBM Gauss FIM	O	Brazil	3.58	39.04	17.00	20.13	-14.49	0.00	9.49	12.00
Prodigal Absolute Cayman Fund	O	Australia	13.93	38.81	18.00		-26.43	0.00	2.44	11.00
Delaware Street Capital Offshore	O	US	7.89	38.42	19.00	2.91	-53.67	-9.29	14.09	7.00
PEAK6 Performance Fund LLC	O	US	2.51	38.02	20.00	24.41	-5.81	0.00	8.16	10.00
SPM Opportunity	O	US	23.05	37.91	22.00		-33.18	0.00	8.68	11.00
DV01 Mechelle Pty	O	Australia	21.49	36.77	23.00	18.41	-28.88	0.00	20.05	8.00
Hadron Fund – Class B USD	O	UK	12.68	36.27	24.00	8.74	-24.14	0.00	6.15	10.00
Delaware Street Capital LP	O	US	7.69	35.15	25.00	3.63	-52.41	-10.23	14.63	7.00
InnoFusion Asia Multi-Strategy Fund	O	HK	-5.08	34.64	26.00	23.18	-7.86	-5.67	9.50	9.00
Sector Average			5.68	13.64	291 ♠	8.69	-19.62	-7.57	8.06	8.48



STATISTICS AT A GLANCE

Funds by fewest negative months (Currency, HQ)	36 Mth %	Rk 36 Mth	Vol 36 Mth (%)	Neg Mths in 36	Primary Category
New Stream Energy Solutions LLC	23.29	104	1.99	0	Fixed Income
Polo Crédito Privado FIM	19.35	174	1.22	0	Others
Lynx Fund I (Master Fund) Ltd	16.82	243	0.94	0	Fixed Income
Life's Good STABL Mortgage Fund LLC	16.48	258	0.00	0	Others
Advis Macro FIM	14.29	359	1.85	0	Macro
Arsenal Hedge-Arbitrage Funds Investable Index	14.11	370	1.30	0	Fund of Funds
GS Allocation Dinamico FIM	14.00	381	2.70	0	Arbitrage
Maxima High Yield	13.69	408	2.77	0	Multi-Strategy
Capitania Treasury	13.68	409	1.87	0	Multi-Strategy
GAP Institucional	12.46	501	2.39	0	Multi-Strategy
Capitania Hedge	12.38	516	1.16	0	Multi-Strategy
Caritas Royalty Fund II LLC	12.23	529	1.56	0	Others
Caritas Royalties Fund II (Bermuda) Ltd	12.07	547	1.57	0	Others
Maxima Plus	11.76	567	0.51	0	Fixed Income
Caritas Royalty Fund LLC	11.71	569	0.86	0	Others
BBM Institucional FIM	11.69	573	1.56	0	Multi-Strategy
Green Mountain Exclusive Fund LLC	11.52	587	3.44	0	Fixed Income
Caritas Royalties Fund (Bermuda) Ltd	11.47	594	0.89	0	Others
GS Allocation Hedge FIM	11.32	613	1.41	0	Arbitrage
CSHG DI Private	11.05	640	0.51	0	Fixed Income
CSHG DI	10.34	712	0.50	0	Fixed Income
Traded Policies Fund – GBP Institutional	8.66	882	0.78	0	Fixed Income
Traded Policies Fund – USD Institutional	8.31	922	1.04	0	Fixed Income
Traded Policies Fund – EUR Institutional	8.11	949	0.89	0	Fixed Income
LH Asian Trade Finance Fund Limited	5.87	1208	0.77	0	Others
Centaur LowLev Arbitrage Fund Ltd – Class C	5.73	1229	0.13	0	Arbitrage
Centurion Credit Group LLC	16.21	273	1.07	1	Others
NEO Multi Estrategia Fund	13.08	469	1.43	1	Multi-Strategy
Rio Arbitragem FIM	12.55	496	2.66	1	Multi-Strategy
Atico Hedge FIM	12.42	510	5.47	1	Multi-Strategy
Sector Average*	3.97	4369*	14.97	11.90	

*The number in the 'Rank' column against the Sector Average, represents the number of constituent funds in that index/average

Top funds by 36-month returns

Paulson Credit Opportunites LP	124.11	1	168.62	8	Distressed Debt
Sparta Ciclico	99.34	3	51.26	13	Macro
SYW LP	80.47	4	74.47	9	Long/Short Equities
Paulson Advantage Plus LP	66.64	5	68.13	8	Event Driven
Sparta Anti-Ciclico	66.31	6	51.72	15	Macro
Balestra Capital Partners LP	64.96	8	67.73	11	Macro
Quantitative Global Fund – 3x	61.79	9	54.00	9	CTA/Managed Futures
Golden Hind Fund LP	58.12	10	42.11	6	Long/Short Equities
Liquid Capital Fund LP	56.75	11	922.15	8	CTA/Managed Futures
OEI Mac Inc – Class A GBP	49.26	12	21.59	10	CTA/Managed Futures
Revolution Capital Management Mosaic Program	46.50	14	40.49	12	CTA/Managed Futures
CQS ABS Feeder Fund Limited	46.31	15	19.70	7	Others
RAM Aggressive	46.19	16	47.95	13	CTA/Managed Futures
Forum Global Opportunities Fund Ltd	43.31	18	55.08	10	Macro
Paulson Partners Enhanced LP	42.84	19	52.53	8	Arbitrage
Paulson Advantage LP	42.53	21	44.93	8	Arbitrage
Paulson Enhanced Ltd – Class A	42.30	23	52.05	9	Arbitrage
Phalanx Japan-AustralAsia Multi-Strategy Fund	39.10	24	48.20	5	Multi-Strategy
Odey European Inc (GBP)	38.15	25	18.78	10	Long/Short Equities
Pentagram Offshore Fund Ltd	37.71	27	41.13	11	Macro
Odey European Inc (EUR)	37.09	28	18.79	11	Long/Short Equities
Pinpoint China Fund	36.40	29	31.53	10	Long/Short Equities
Pentagram Fund LP	36.08	30	48.83	11	Macro
Maoming Fund	36.05	31	64.91	14	Long/Short Equities
Dragon Billion China Fund – Class A	35.36	32	36.93	12	Long/Short Equities
Blue Sky World LP	34.54	33	59.12	11	Macro
Golden China Fund	34.50	34	30.27	11	Long/Short Equities
Parizek Futures Program	34.41	35	22.36	14	CTA/Managed Futures
Singleton Fund LLC	34.32	36	34.70	10	Multi-Strategy
Quest Acoes FIA	34.02	37	18.16	10	Long/Short Equities
Sector Average*	3.97	4369*	14.97	11.90	

Lowest 36-month volatility	Currency Class	HQ	36 Mth Vol (%)	Neg Mths in 36	Primary Category
Centaur LowLev Arbitrage Fund – Class C	USD	Bermuda	0.13	0	Arbitrage
CSHG DI	BRL	Brazil	0.50	0	Fixed Income
CSHG DI Private	BRL	Brazil	0.51	0	Fixed Income
Maxima Plus	BRL	Brazil	0.51	0	Fixed Income
PM CAPITAL Enhanced Yield Fund	AUD	Australia	0.59	6	Multi-Strategy
Dexia Index Arbitrage	EUR	Ireland	0.75	2	Event Driven
ADI Risk Arbitrages	EUR	France	0.76	7	Arbitrage
LH Asian Trade Finance Fund	USD	Sing	0.77	0	Others
Traded Policies Fund – GBP Institutional	GBP	UK	0.78	0	Fixed Income
Caritas Royalty Fund LLC	USD	Bermuda	0.86	0	Others
Caritas Royalties Fund (Bermuda)	USD	Bermuda	0.89	0	Others
Traded Policies Fund – EUR Institutional	EUR	UK	0.89	0	Fixed Income
Lynx Fund I (Master Fund)	USD	US	0.94	0	Fixed Income
Trident Global Currency – Conservative	USD	US	0.94	8	Macro
Traded Policies Fund – USD Institutional	USD	UK	1.04	0	Fixed Income
Gain Capital Management	USD	US	1.04	23	CTA/Managed Futures
Centurion Credit Group LLC	USD	US	1.07	1	Others
Denholm Redemption C	USD	UK	1.13	11	Fixed Income
KWK Partners LP	USD	US	1.16	1	Arbitrage
Capitania Hedge	BRL	Brazil	1.16	0	Multi-Strategy
Manchester Alpha Fund LP	USD	US	1.22	12	Long/Short Equities
Polo Crédito Privado FIM	BRL	Brazil	1.22	0	Others
SINOPIA Alt Fds – Glob Bnd MN 100 – CI G GBP	GBP	France	1.24	6	Fixed Income
Arsenal Hedge-Arbitrage Funds Investable Index	BRL	Brazil	1.30	0	Fund of Funds
SINOPIA Alt Fds – Glob Bnd MN 100 – CI G USD	USD	France	1.35	12	Fixed Income
DWS Hedge US Currency	EUR	Germany	1.38	12	CTA/Managed Futures
GS Allocation Hedge FIM	BRL	Brazil	1.41	0	Arbitrage
NEO Multi Estrategia Fund	BRL	Brazil	1.43	1	Multi-Strategy
Jericho All-Weather Opportunity Fund LP	USD	US	1.45	4	Fixed Income
Dexia Double Alpha	EUR	Ireland	1.49	6	Long/Short Equities
Sector Average*			14.97	11.90	

DISCLAIMER – EUREKAHEDGE

Intellectual property and copyrights in the data provided, in whole or in part, shall be held either by Eurekahedge or be subject to Eurekahedge's control or delegated authority to administer and provide. Any data forming part of the contents here may not be disseminated, recompiled, resold, copied or otherwise stored in any electronic system, fax, photocopy, server, hard-disk, hard-copy paper format or website without receiving the express written approval of Eurekahedge. Extracts may be made for the purposes of research or comment, or form part of an article so long as the source is acknowledged. Investment in the funds may be subject to marketing and investment regulations relating to qualified and/or accredited investors. Users should be aware of the restrictions relating to dissemination of data in whole or as part of other marketing activities within your jurisdiction and comply with applicable law. Your permitted use of the data shall be on the basis that you shall not look to Eurekahedge for loss or liability relating to your use of the data whether with reference to intellectual property, accuracy or any reason whatsoever. The data is provided on the basis of a matter of record only and are provided for information purposes only. The data does not, and should not be construed to, constitute an offer to sell or a solicitation of an offer to buy any of the shares, or other interest, in any fund or form the basis of any contract or commitment whatsoever, nor should it be treated as financial, professional or expert advice. Past performance is not indicative of future performance. The data is based on information and data received from the subjects of each and from other third-party sources and no guarantee of completeness or accuracy can be made, nor is any representation or warranty made in this regard. Eurekahedge will not be responsible for any liability resulting from loss pertaining to the use of the data.

All tables' hedge fund performance statistics are for period ending September 30, 2009 (data reported to October 27, 2009). All statistics at a glance are for period ending September 30, 2009 (data reported to October 27, 2009). All 36-month performance is annualised. * Please note the data in the Eurekahedge graphs and for the tables thereafter are based on 86.07% of the NAV returns for September 30, 2009, as at October 27, 2009. The positive- and negative-months columns show the number of gaining and losing months in the previous 12. Some fund names have been abbreviated for reasons of space, for example 'Ltd' or 'LLP' being removed from end of a fund's name. Similarly Dighton World Wide Fund (in CTA strategy) has 2X and 2X leveraged programs – please check with manager for full name/details of fund. The symbol ♣ represents the total number of funds (in each strategy) that report their performance data to Eurekahedge. To submit your fund's or funds' data to Eurekahedge contact Agnes Yea at agnes@eurekahedge.com.

