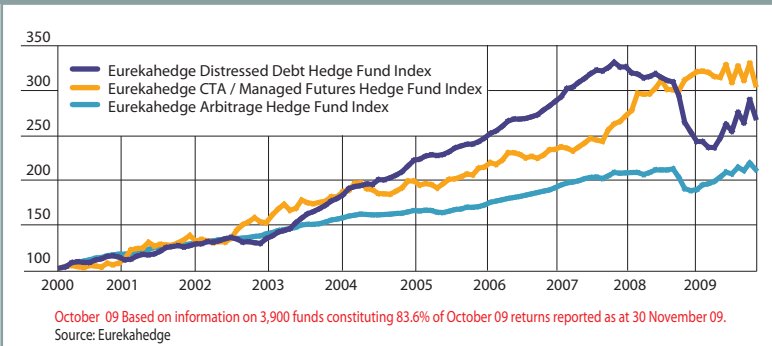


STATISTICS

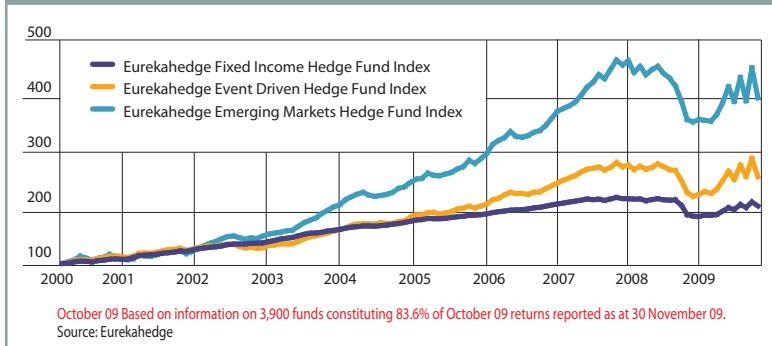
	Open/ Closed	HQ	% 3 mth	% 12 mth	Rk	% 36 mth*	Max draw	% High	12 mth	Pos mths
Arbitrage										
Barnegat Fund Ltd	0	US	14.55	197.15	1	13.48	-55.86	0.00	21.27	12
Akanthos Arbitrage Fund LP	0	US	26.16	184.93	2	11.01	-61.91	0.00	38.58	10
Investcorp Silverback Arbitrage Fund LLC	0	US	14.31	127.29	3		-26.07	0.00	22.24	11
Whitebox Concentrated Conv Arb Fund LP	0	US	16.46	99.95	4	15.84	-42.25	0.00	19.59	11
Canyon Capital Arbitrage Fund (Cayman)	0	US	9.99	94.27	5	5.39	-43.38	0.00	17.03	12
Nisswa Master Fund Ltd	0	US	17.51	86.42	6	20.82	-29.16	0.00	14.07	10
Andante Fund LP	0	US	31.77	77.19	7	24.09	-5.05	0.00	17.54	10
SPM Structured Servicing Holdings	0	US	19.24	76.94	8	36.02	-30.43	0.00	33.27	11
Aviva Inv Alt Fds PCC Conv Bd Arb Fd - USD	0	UK	6.01	68.76	9	2.56	-45.34	-4.24	17.06	10
Centaur LowLev Arbitrage Fund - Class B	0	Bermuda	12.72	68.54	10	-1.06	-46.58	-7.78	20.33	11
Aviva Inv Alt Fds PCC Conv Bd Arb Fd - EUR	0	UK	5.87	66.96	11	0.07	-48.13	-9.85	16.64	10
Aviva Inv Alt Fds PCC Conv Bd Arb Fd - GBP	0	UK	6.33	66.20	12	0.98	-47.62	-9.47	16.67	10
Waterstone Market Neutral Fund LP	0	US	6.09	63.70	13	22.22	-17.57	0.00	13.68	11
Whitebox Diversified Conv Arb Fund LP	0	US	7.35	63.03	14	8.65	-31.34	0.00	13.91	11
Yield Strategies Fund II LP	0	US	9.60	60.31	15	8.03	-35.56	0.00	20.82	10
Rhapsody Fund LP	0	US	12.96	56.29	16	10.20	-20.19	0.00	9.80	11
Ishin Master Fund Ltd	0	US	13.09	46.58	17	2.89	-37.85	-7.02	9.38	10
Consilium Convertible Arbitrage Fund	0	UK	4.95	46.16	18	8.88	-24.93	0.00	17.24	12
Centaur Credit Select Fund LLC	0	US	13.06	45.94	19	16.26	-9.82	0.00	7.58	11
Advent Convertible Arbitrage Fund	0	US	6.62	43.52	20	3.40	-27.85	0.00	8.79	11
Stratus Fund - CI C USD Double Leverage	0	France	7.61	42.83	21	16.59	-16.67	-2.36	11.05	11
Stratus Fund - CI E EUR Double Leverage	0	France	7.56	42.66	22	16.80	-16.97	-2.36	10.99	11
Arpeggio Fund	0	US	12.83	40.36	23	0.13	-36.78	-5.37	12.67	11
Mohican VCA Offshore Fund Ltd	0	US	7.64	40.34	24	9.08	-19.66	0.00	9.85	10
Mohican VCA Fund LP	0	US	7.35	39.79	25	8.63	-20.11	0.00	9.96	10
Sector Average			4.38	26.34	151	8.09	-16.39	-3.74	8.93	9.28

	Open/ Closed	HQ	% 3 mth	% 12 mth	Rk	% 36 mth*	Max draw	% High	12 mth	Pos mths
Relative value										
Nisswa Fixed Income Fund	0	US	15.91	99.00	1		0.00	0.00	7.46	12
Shearwater Fund - USD	0	Switz	37.61	95.72	2	-10.16	-74.43	-44.36	27.83	9
Q India Equity Fund	0	Mauritius	14.07	91.36	3	13.01	-57.10	-11.21	39.67	8
Element Capital Fund	0	US	13.65	84.84	4	43.80	-7.83	0.00	10.80	11
Shearwater Fund - EUR	0	Switz	33.52	82.81	5	-11.08	-71.65	-43.73	23.57	10
Leviticus Partners LP	0	US	12.21	75.74	6	10.23	-56.02	-5.06	43.00	9
Skopos BRK FICFA	0	Brazil	11.28	70.65	7	12.15	-50.00	-11.49	24.64	10
JB Convertible Bond Hedge Fund - EUR 1	0	UK	11.22	60.14	8	3.55	-38.64	-1.74	6.95	12
JB Convertible Bond Hedge Fund - USD 1	0	UK	10.23	58.57	9	5.27	-36.18	0.00	6.86	12
Select Contrarian Value Partners LP	0	US	-1.80	53.60	10	-3.30	-55.99	-24.69	33.26	8
Victory Cap Series LLC D - Abs Ret Cred Ptflio	0	US	8.17	52.02	11		0.00	0.00	6.33	12
CFB Convertibles Fund - Thailand Sub Fund	0	IoM	13.14	46.17	12	3.13	-39.97	0.00	26.07	9
CFB Convertibles Fund - Hong Kong Sub Fund	0	IoM	11.16	45.41	13	9.39	-35.76	0.00	14.91	10
CFB Convertibles Fund - Far East Sub Fund	0	IoM	13.66	45.27	14	6.47	-33.75	0.00	18.10	10
SPM Directional Mortgage Prepayment	0	US	17.85	44.53	15		-41.59	0.00	39.47	10
BlueCrest Capital International Fund	0	UK	8.93	41.63	16	19.06	-4.83	0.00	7.92	11
Cedar Street Offshore Market Neutral Fund	0	US	1.05	40.49	17		-9.56	-1.99	9.94	11
Sanctum Fixed Income Fund - EUR	0	UK	3.15	40.46	18	7.88	-25.93	0.00	17.69	11
SPM Parmenides	0	US	22.12	39.48	19	17.27	-38.32	0.00	37.27	11
Sanctum Fixed Income Fund - USD	0	UK	3.20	38.83	20	8.79	-23.62	0.00	17.32	11
Regal Amazon Market Neutral Fund	0	Australia	20.46	38.40	21	19.98	-20.21	0.00	12.93	8
Snow Capital Investment Partners LP	0	US	5.40	37.09	22	-2.47	-47.65	-14.53	30.33	8
Brummer & Partners Nektar Hedge Fund	0	Sweden	3.88	36.71	23	16.66	-12.96	0.00	10.97	11
KBD Capital Partners Class C	0	US	0.53	33.14	24		-40.68	-21.03	10.22	10
Frontaura Global Frontier Fund LLC	0	US	14.12	31.51	25		-35.44	-3.92	22.55	8
Sector Average			4.94	20.40	113	6.75	-19.23	-7.59	11.70	8.37

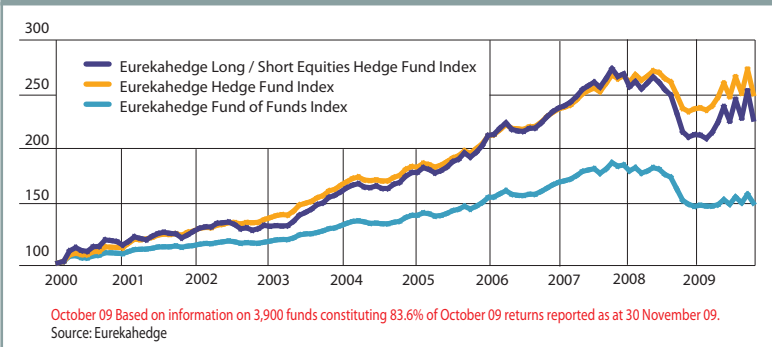
EUREKAHEDGE DIS DEBT vs EUREKAHEDGE CTA/MANAGED FUTURES HFI vs EUREKAHEDGE ARB HFI



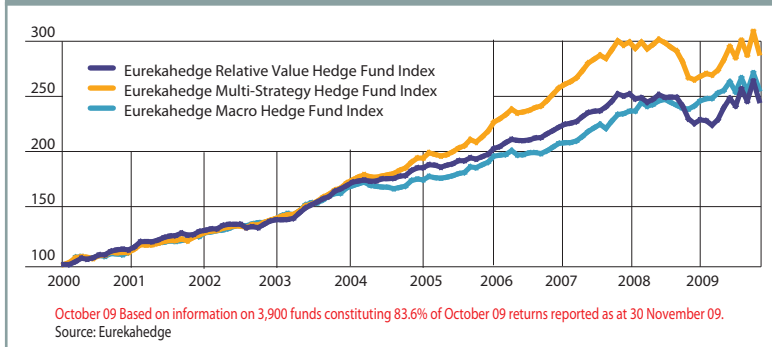
EUREKAHEDGE FIXED INCOME HFI vs EUREKAHEDGE EVENT DRIVEN HFI vs EUREKAHEDGE EM HFI



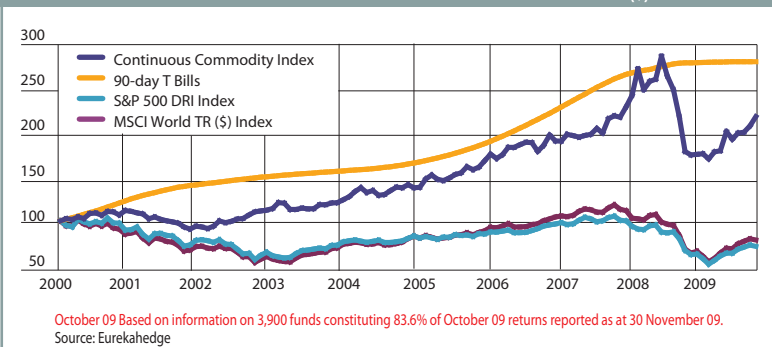
EUREKAHEDGE L/S EQ HFI vs EUREKAHEDGE HFI vs EUREKAHEDGE FOFI



EUREKAHEDGE REL VALUE HFI vs EUREKAHEDGE M/S HFI vs EUREKAHEDGE MACRO HFI



REUTERS CRB INDEX VS 90-DAY T BILLS vs S&P 500 DRI INDEX vs MSCI WORD TR (\$) INDEX



	Open/ Closed	HQ	% 3 mth	% 12 mth	Rk	% 36 mth*	Max draw down	% High water	12 mth vol %	Pos mths (of 12)
Distressed debt										
Alden Global Distressed Opps Fund – CI B	O	US	35.12	209.51	1	-18.39	0.00	44.79	10	
Alden Global Distressed Opps Fund – CIA	O	US	33.94	202.09	2	-21.39	0.00	47.13	10	
GCA Credit Opportunities Master Fund	O	US	10.61	75.88	3	0.00	0.00	6.93	12	
PENN Distressed Fund LP	O	US	15.72	72.20	4	5.29	-44.28	0.00	25.44	10
NZC Guggenheim Master Fund	O	US	11.53	59.89	5	-0.22	0.00	9.40	12	
VR Global Offshore Fund	O	Cayman	24.53	53.13	6	2.68	-48.38	-13.77	20.78	9
Finisterre Sovereign Debt Fund	O	UK	10.61	52.38	7	11.98	-21.01	0.00	6.69	12
New Generation LP	O	US	15.92	46.96	8	8.14	-34.35	-0.50	23.94	8
Greylock Global Opportunity Fund	O	US	32.94	46.55	9	6.28	-40.97	0.00	29.23	10
Greylock Global Opportunity Fund (Offshore)	O	US	32.99	46.09	10	6.14	-41.09	0.00	29.37	10
HSBC Distressed Opportunities Fund – USD	O	US	18.66	35.34	11	6.00	-28.27	0.00	16.80	9
Wexford Offshore Credit Opportunities Fund	O	US	9.21	32.56	12	9.43	-12.55	0.00	14.08	8
Outrider Master Fund LP	O	US	14.30	29.43	13	4.80	-32.19	0.00	18.32	8
Outrider Onshore LP	O	US	14.30	29.39	14	4.76	-32.22	0.00	18.32	8
Paulson Credit Opportunitites II	O	US	8.90	27.49	15	-10.05	0.00	6.16	10	
Paulson Credit Opportunitites LP	O	US	8.90	27.43	16	123.56	-10.39	0.00	6.17	10
Hildene Opportunities Fund LP	O	US	10.81	23.18	17	-2.20	0.00	7.31	9	
Ashton-Paulson Credit Opps Fund SPC CI B USD	O	Australia	8.09	22.84	18	118.35	-10.74	0.00	5.59	10
Ashton-Paulson Credit Opps Fund SPC CI B EUR	O	Australia	7.88	22.58	19	118.19	-10.74	0.00	5.54	10
Ashton-Paulson Credit Opps Fund SPC CI B GBP	O	Australia	7.92	21.21	20	117.38	-10.74	0.00	5.40	10
Wilfrid Aubrey Growth Fund LP	O	US	11.58	20.52	21	0.76	-39.02	-15.88	17.01	9
Wilfrid Aubrey International Ltd	O	US	11.69	19.14	22	0.54	-38.99	-16.35	17.10	9
Gramercy Emerging Markets Fund LLC	O	US	24.56	16.96	23	-5.01	-49.80	-28.72	20.59	8
Ahab Distressed LP	O	US	7.01	16.80	24	-22.06	0.00	13.77	9	
Gramercy Emerging Markets Fund	O	US	24.41	16.38	25	-5.58	-50.07	-29.32	20.60	7
Sector Average			10.69	21.16	71	13.00	-21.30	-9.75	14.37	7.80

Event-driven

LaGrange Cap Partners Special Sits Yield Fund	O	US	24.35	367.57	1	-28.91	-10.18	108.48	9	
AUK Capital Partners LP	O	US	43.72	219.00	2	8.69	-80.40	-17.56	137.33	7
Polo Fund	C	Cayman	20.63	149.61	3	30.65	-21.53	-2.07	35.96	10
Meridian Global Gold and Resources Fund Ltd	O	Bermuda	14.13	123.65	4	7.30	-69.02	-23.26	26.61	11
Richland Emerging Opportunities Fund	O	HK	1.29	110.13	5	-54.74	-4.90	29.18	9	
Andromeda Global Credit Fund	O	US	25.62	109.17	6	16.61	-40.73	0.00	25.96	11
G10-Rosseau Special Situations Fund	O	Cayman	13.67	104.89	7	6.93	-55.07	-3.41	42.22	7
G10-Rosseau Special Situations Fund (US) LP	O	Cayman	13.56	103.08	8	6.04	-55.28	-3.57	42.06	7
Polo FIA	C	Brazil	10.39	101.82	9	30.68	-16.09	-0.85	17.17	11
LaGrange Capital Partners LP	O	US	16.22	94.81	10	-35.01	-95.41	-75.57	139.46	9
Dynamic Power Hedge Fund	O	Canada	32.95	86.28	11	4.42	-79.43	-36.30	55.92	8
Axix Asia Absolute Fund	O	HK	9.58	79.73	12	2.08	-61.43	-30.16	21.57	10
Helium Special Situations Fund – GBP	O	Switz	6.79	79.38	13	7.23	-58.87	-23.32	28.75	9
Helium Special Situations Fund – EUR	O	Switz	6.28	79.33	14	-58.77	-24.36	28.59	9	
ECF Value Fund II LP	O	US	10.11	73.93	15	10.57	-43.35	0.00	39.80	9
ECF Value Fund I LP	C	US	10.13	73.53	16	10.42	-43.48	0.00	39.74	9
HDH Master Fund – Class C	C	Sing	8.17	71.84	17	13.27	-31.34	0.00	14.87	12
ECF Value Fund International	O	US	9.82	71.33	18	9.59	-43.83	-0.04	39.95	8
MMCAP Fund Inc	O	Canada	12.17	70.69	19	14.26	-41.82	0.00	12.22	11
Empirical Search Strategies LP	O	US	31.65	65.63	20	-27.01	0.00	29.51	10	
Cumulus Energy Fund	O	UK	0.62	64.43	21	23.18	-41.28	-0.20	26.43	10
Rosseau LP	O	Canada	13.65	62.11	22	-0.07	-49.80	-10.37	26.88	8
Hinde Gold Fund	O	UK	18.97	61.98	23	-41.67	-5.52	25.39	8	
Passport Special Opportunities Fund LP	O	US	-4.00	58.17	24	-43.24	-7.99	38.14	7	
Lazard Rathmore Fund	O	US	12.86	58.11	25	-16.25	0.00	9.45	11	
Sector Average			5.03	29.17	133	5.97	-26.22	-11.34	16.97	8.51

	Open/ Closed	HQ	% 3 mth	% 12 mth	Rk	% 36 mth*	Max draw down	% High water	12 mth vol %	Pos mths (of 12)
Fixed income										
Hamton I – Bond 004 Ltd	O	Cayman	1.55	132.15	1	-5.49	-66.64	-22.56	63.57	8
Tandem Global Emerging Markets Unit Trust	O	US	2.91	80.15	2	-28.24	0.00	31.70	9	
Tandem Global Emerging Markets Fund LP	O	US	2.87	79.75	3	-28.22	0.00	31.64	9	
Tandem Global Emerging Markets Fund (Cayman)	O	US	2.78	75.86	4	-28.02	0.00	30.83	9	
Rimrock High Income PLUS Fund LP	O	US	7.09	62.03	5	22.65	-11.65	0.00	21.85	10
Rimrock High Income PLUS (Cayman) Fund	O	US	7.18	61.61	6	22.47	-11.62	0.00	21.73	10
Goldstein Capital Managed Bond Portfolio LP	O	US	5.98	59.71	7	9.25	-22.24	0.00	8.65	12
RAB European Credit Opps Fund – C Share	O	UK	13.35	55.61	8	4.39	-40.53	-7.46	7.06	12
RAB European Credit Opps Fund – E Share	O	UK	13.20	54.86	9	1.34	-41.12	-8.81	7.06	12
RAB European Credit Opps Fund – A Share	O	UK	13.21	54.84	10	3.50	-40.63	-8.07	7.06	12
The Asgard Fixed Income Fund I (EUR)	C	Denmark	8.68	53.69	11	15.66	-10.40	0.00	7.80	11
Stratton Street PCC Renminbi Bond Fund – EUR	O	UK	5.75	52.14	12	-14.90	0.00	10.08	11	
RAB European Credit Opps Fund – D Share	O	UK	13.67	51.59	13	5.88	-36.16	-3.23	7.58	12
Midway Market Neutral Fund LLC	O	US	9.35	51.05	14	21.28	-24.93	0.00	23.53	11
Midway Market Neutral International Fund	O	US	9.35	51.05	15	21.28	-24.93	0.00	23.53	11
RAB European Credit Opps Fund – B Share	O	UK	13.52	50.81	16	5.01	-36.27	-3.88	7.57	12
Capital Structure Opportunities Fund LP	O	US	12.87	50.74	17	-2.89	-47.93	-14.71	18.75	10
Adelante Sovereign High Yield Fund	C	UK	12.43	47.88	18	9.89	-22.42	0.00	13.27	9
Dromeus Global Opportunities Fund	O	Greece	7.85	45.42	19	-5.81	0.00	7.49	11	
Compass Income Fund – Class D	O	US	9.10	38.66	20	4.88	-25.38	0.00	8.07	10
Compass Income Fund – Class F	O	US	8.36	38.23	21	4.97	-25.05	0.00	7.96	10
Parallax Capital Partners LP	O	US	10.86	37.73	22	26.55	-29.20	0.00	7.05	12
Stratton Street PCC Renminbi Bond Fund – YEN	O	UK	5.48	37.61	23	-12.51	0.00	12.21	10	
Renaissance Russia Debt Fund	O	UK	14.10	37.51	24	9.06	-27.84	0.00	13.37	9
Stratton Street PCC Renminbi Bond Fund – USD	O	UK	6.41	36.24	25	-13.34	0.00	13.95	9	
Sector Average			5.03	18.76	169	4.60	-14.69	-5.41	8.91	9.17

Funds of funds

FAMA Brazil Fund – Real Estate Class	O	Brazil	19.28	218.27	1	-66.32	-0.02	67.88	9	
FAMA Brazil Fund – Challenger Equity Value Class	O	Brazil	19.58	137.48	2	12.08	-62.84	-0.22	55.28	8
FAMA Brazil Fund – Futurewatch Valor Class	O	Brazil	23.18	130.68	3	18.93	-68.89	-19.09	48.50	8
FMG India Opportunity Fund	O	Bermuda	11.30	88.24	4	-6.20	-80.61	-56.46	65.26	7
FMG China Fund	O	Bermuda	12.44	85.37	5	-0.30	-68.85	-42.25	14.14	12
AAA Ações FIC FIA	O	Brazil	11.77	79.19	6	19.27	-35.51	0.00	15.62	12
Stenham Gold – USD Class	O	CI	8.78	70.23	7	9.70	-42.79	-2.61	24.98	10
FAMA Brazil Fund – Striker Hedged EM Neutral CI	O	Brazil	10.62	62.60	8	2.67	-47.47	-6.96	28.30	8
FMG India Fund	O	Bermuda	10.51	61.86	9	-4.55	-69.88	-44.58	43.06	7
FAMA Brazil Fund – Futurevalue Class	O	Brazil	21.12	53.50	10	-55.40	-13.72	33.95	9	
Whitebox Multi-Strategy Fund Series A	O	US	14.74	53.04	11	14.86	-34.40	0.00	19.21	10
Safdie Latam Fund (USD)	O	Brazil	10.34	50.70	12	11.06	-24.86	0.00	12.48	10
FMG Rising 3 Fund	O	Bermuda	13.08	48.86	13	-8.76	-68.44	-47.99	24.73	8
Safdie Latam Fund (EUR)	O	Brazil	9.80	45.95	14	7.56	-28.35	0.00	12.65	11
Signet Global Equity Fund – Gold USD I	O	UK	8.32	45.18	15	20.37	-27.67	0.00	13.14	9
van Biema Asia Value Fund Ltd	O	US	5.02	44.74	16	-18.94	0.00	19.85	8	
Claritas Fund of Funds Latam	O	UK	6.44	43.03	17	-7.25	-0.52	12.39	11	
China Century Fund Ltd	O	Switz	-0.47	39.87	18	-39.75	-15.72	13.55	10	
Iconic Matador Fund II LLP – USD	C	SA	2.61	39.72	19	6.30	-37.45	-10.15	20.27	9
Credit Suisse/Tremont Sector Invest Indices Conv Arb	O	US	8.09	38.62	20	-7.67	-47.88	-24.93	9.43	11
Iconic Absolute Return Fund LLP – USD	O	SA	2.45	36.14	21	5.77	-34.89	-7.24	20.82	9
Iconic Matador Fund LLP – USD	C	SA	2.28	36.07	22	7.55	-38.40	-11.38	21.34	9
Guidance Black Terrain Fund LP	O	US	11.74	34.43	23	-27.13	0.00	13.55	10	
BrunnerInvest Ciran Emerging Markets Fund	O	Switz	2.97	31.71	24	-6.07	-50.49	-34.45	16.62	8
AAA Allocation FIC FIM	O	Brazil	4.20	31.05	25	12.93	-6.42	0.00	3.55	12
Sector Average			2.57	5.60	1567	-0.15	-21.15	-13.56	7.04	7.36



STATISTICS

	Open/ Closed	HQ	% 3 mth	% 12 mth	Rk	% 36 mth*	Max draw	% High	12 mth	Pos mths
Global macro										
CAAM Invest VAR 20 EUR	O	UK	14.76	99.89	1	9.42	-47.73	0.00	36.59	10
GLI Fund LLC	O	US	12.29	78.55	2	14.29	-43.10	-2.70	41.70	8
BlueGold Global Fund Inc	O	UK	-2.19	78.10	3		-21.58	-2.32	25.87	8
Quantedge Global Fund	O	Sing	19.45	56.60	4	10.46	-44.65	-13.32	29.36	8
CAAM Invest VAR 20 USD	O	UK	13.45	55.94	5	5.66	-39.11	0.00	22.89	9
Shearwater Fund – CHF	O	Switz	27.26	53.19	6	-13.41	-67.18	-46.95	18.59	10
Covepoint Emerging Markets Macro Fund	O	US	5.36	50.69	7	12.29	-36.05	-1.59	24.97	8
Guinness Energy Fund	O	UK	11.88	50.46	8	-0.23	-58.79	-22.09	38.24	6
JK Absolute Return Fund – JPY	O	UK	4.43	45.08	9	2.87	-32.39	-1.07	16.67	10
Opportunity Unique Hedge Sub-Fund	O	Brazil	12.55	38.98	10	10.11	-30.11	0.00	15.94	9
Paineiras Hedge FIM	O	Brazil	3.12	38.59	11	23.45	-14.59	-0.10	11.83	10
JK Absolute Return Fund – EUR	O	UK	4.20	36.47	12	2.84	-26.20	0.00	13.09	10
JK Absolute Return Fund – USD	O	UK	3.67	36.10	13	2.97	-24.45	0.00	14.27	10
Nordea Invest Management Alpha 15 Fd – USD	O	UK	6.84	33.63	14	9.24	-17.58	0.00	14.21	8
Nordea Invest Management Alpha 15 Fd – EUR	O	UK	6.87	32.89	15		-16.89	0.00	13.55	8
Blue Sky World LP	O	Australia	-6.23	31.33	16	32.49	-25.73	-6.23	17.48	7
SAC Global Elite Portfolio Fund	O	Sing	7.15	30.30	17	-1.19	-36.94	-17.83	12.91	7
Haidar Jupiter Fund LLC	O	US	1.22	28.67	18	10.15	-17.00	-0.97	15.63	8
Episode	O	UK	3.04	27.50	19	1.22	-32.77	-11.79	11.76	9
GAP Absoluto	O	Brazil	5.08	26.83	20	15.19	-3.84	0.00	4.76	12
Quiddity Earnings Diversification Fund LP	O	US	2.90	26.37	21	10.05	-17.53	0.00	7.62	12
PRIMASIA Hedge Fund	O	HK	5.06	26.18	22	0.44	-47.77	-9.15	37.22	7
Sibilla Capital – Global Class	O	US	-3.24	26.13	23		-7.78	-6.86	23.49	6
Wexford Spectrum Fund LP – Class A	O	US	5.02	26.03	24	7.69	-19.09	0.00	12.29	9
GLG Emerging Markets Fund – Class A	C	UK	3.36	25.34	25	7.09	-41.39	-26.53	8.88	9
Sector Average			2.60	13.15	180	9.34	-18.24	-7.05	11.29	7.08

	Open/ Closed	HQ	% 3 mth	% 12 mth	Rk	% 36 mth*	Max draw	% High	12 mth	Pos mths
Long/short equity hedge										
Vision Finance China Ocean Fund	O	China	3.52	214.78	1		-60.88	0.00	36.82	10
Thunder Offshore SA	O	US	14.85	207.24	2	-6.32	-80.22	-37.93	46.89	9
Tocqueville Gold Offshore Fund	O	US	30.54	194.70	3	-20.26	-88.12	-62.89	63.64	9
Regal Zambezi Absolute Return Fund	O	Australia	68.19	167.73	4	14.32	-61.24	0.00	35.77	9
Anno Domini Growth and Opportunity Fund	O	Switz	38.40	159.60	5		-77.40	-25.26	49.92	8
Golden China Fund	O	HK	11.46	149.81	6	32.81	-64.65	-4.45	38.02	10
Osiris Investment Partners LP	O	US	10.73	148.56	7	-12.18	-78.45	-44.26	42.33	8
Senvest Partners Ltd	O	US	25.54	148.17	8	13.29	-70.55	-10.20	68.52	8
BTR Global Energy Fund	O	Canada	22.55	146.82	9	20.48	-56.55	0.00	38.23	10
iVim Asia Opportunities Fund	O	HK	5.68	143.21	10	11.99	-66.10	-17.55	34.25	10
Komodo Fund	O	Indonesia	7.99	140.21	11	19.82	-54.89	0.00	40.27	9
AlphaNorth Partners Fund	O	Canada	31.38	131.32	12		-63.34	-10.79	28.82	10
Pinpoint Opportunities Fund	C	Cayman	5.83	129.35	13		-55.23	0.00	25.37	10
Thunder Partners LP	O	US	23.39	127.55	14	-19.59	-84.86	-56.42	57.34	9
Naos Small Companies Fund	O	Australia	47.94	121.88	15	7.00	-64.33	-2.47	44.55	8
Thunder Gold Partners LP	O	US	18.26	119.53	16	-22.72	-86.14	-63.75	48.67	9
China Eagle Fund	O	HK	8.64	119.41	17	13.70	-42.87	0.00	26.86	11
Hamon Oriental Long-Short Fund JPY	O	HK	-7.23	119.15	18	-0.78	-75.21	-38.81	66.48	6
Hamon Oriental Long-Short Fund USD	O	HK	-2.45	112.48	19	0.42	-77.23	-39.25	71.94	6
Skopos Fund LLC	O	Brazil	21.79	111.70	20	14.91	-62.84	-14.48	34.63	10
Henderson European Abs Return Fund – USD	C	UK	17.92	111.19	21	15.09	-47.67	-2.01	18.93	10
Thunder Silver Partners LP	O	US	19.00	110.42	22	-23.20	-84.76	-62.08	45.37	9
Henderson European Abs Return Fund – EUR	C	UK	18.29	110.11	23	13.90	-48.34	-1.97	18.73	10
Horizon Growth Fund NV	O	Uruguay	21.02	108.28	24	29.93	-49.81	0.00	19.93	11
India Infrastructure Opportunities Fund	O	India	7.98	107.68	25	10.30	-61.46	-10.77	53.94	7
Sector Average			3.87	19.15	1357	3.49	-26.71	-13.51	15.39	7.36

	Open/ Closed	HQ	% 3 mth	% 12 mth	Rk	% 36 mth*	Max draw	% High	12 mth	Pos mths
CTA/Managed futures										
AIS Gold Fund LP	O	US	11.83	256.72	1	-7.44	-87.97	-57.08	78.85	7
SafePort Silver Mining Fund	O	Liech	20.85	91.93	2	-26.43	-80.96	-63.46	30.97	9
Triad Trading Fund LP	O	US	10.16	69.63	3	29.48	-33.59	0.00	19.25	10
OEI Mac Inc – Class B GBP	O	UK	2.75	60.37	4		-22.71	-12.46	50.46	8
OEI Mac Inc – Class USD	O	UK	2.17	59.38	5	42.45	-40.73	-10.97	47.03	8
OEI Mac Inc – Class A GBP	O	UK	2.62	59.31	6	42.83	-22.82	-10.68	46.98	8
Quantitative Global Fund – 3x	O	US	-1.17	53.04	7	57.59	-22.36	-7.18	26.46	8
Synchronicity Market Timing Program	O	US	-0.05	51.73	8		-1.40	-0.06	11.52	11
SafePort Gold & Silver Mining Fund	O	Liech	10.37	47.71	9	-21.30	-71.95	-57.63	24.92	9
JLD Managed Futures Program	O	US	3.06	47.11	10		-9.55	-5.11	18.09	10
BAM Asset Management LLC Program 1	O	US	9.01	44.94	11	31.24	-41.07	0.00	24.55	9
Holon Fund	O	Canada	2.81	44.48	12		-9.99	-0.28	20.78	9
International Equity Plus Fund	O	US	5.65	42.48	13		-47.91	-13.26	35.61	7
The Ebullio Commodity Fund	O	UK	6.45	41.59	14		-2.98	0.00	10.78	10
Di Tomasso Equilibrium Fund	O	Canada	11.11	40.31	15	27.11	-26.14	0.00	32.19	7
Dacharan Fund	O	UK	3.02	40.28	16		-10.74	0.00	19.77	8
Monterosso Fund I LP	O	US	1.96	38.77	17		-5.14	0.00	14.94	8
AIS Balanced Fund LP	O	US	7.81	38.15	18	12.37	-28.15	-0.75	16.64	8
Aliquot Gold Bullion USD Institutional Class C	O	US	9.50	36.55	19	14.45	-25.58	0.00	18.37	8
Briarwood Fund 1 LP – 2XL Series	O	US	4.94	36.09	20	13.71	-20.12	-3.18	36.52	6
Balios Global – USD	O	Gibraltar	2.17	36.07	21	12.26	-26.92	-3.43	23.47	7
Aliquot Gold Bullion USD Intermed Entry CIA	O	US	9.03	35.67	22	12.93	-26.45	-0.21	18.03	9
Blackheath Offshore	O	Canada	-1.40	35.42	23	20.17	-34.10	-1.40	18.37	10
LJM Offshore Fund	O	US	5.37	33.77	24		-46.84	-28.89	10.56	10
Balios Global – EUR	O	Gibraltar	1.99	33.39	25	10.59	-27.28	-3.21	23.93	7
Sector Average			-0.35	-0.25	513	7.08	-25.11	-16.13	15.75	5.92

	Open/ Closed	HQ	% 3 mth	% 12 mth	Rk	% 36 mth*	Max draw	% High	12 mth	Pos mths
Multi-strategy										
Galaxy China Deep Value Fund	O	HK	52.59	219.90	1		-0.66	0.00	34.95	11
The Vallea Fund	O	Switz	8.85	135.36	2		-0.80	0.00	22.28	11
SAC Global Energy and Mining Fund	O	Sing	19.09	110.04	3	-5.00	-68.43	-33.69	36.90	8
Areca Real Estate Partners	O	Sing	4.25	100.20	4	8.61	-50.54	-1.06	35.44	7
Mercury International Fund Class Equities	O	Brazil	20.58	99.56	5	20.09	-56.52	-5.91	36.47	9
India Capital Fund	O	Mauritius	11.77	84.70	6	3.96	-72.79	-42.37	53.93	7
AccessTurkey Opportunities Fund LLC	O	Turkey	12.70	80.84	7	0.60	-66.67	-24.68	37.51	8
Diamond Age Russia Fund Limited	O	Russia	33.05	80.77	8	-0.92	-67.52	-25.27	41.10	9
UG Greater China Multi-Strategy Fund	O	Sing	-4.32	75.05	9	16.54	-42.32	-4.32	19.06	10
Prodigal Absolute Cayman Fund	O	Australia	12.65	72.30	10		-26.43	0.00	5.19	12
Dynamo Cougar	O	Brazil	16.33	70.54	11	17.66	-44.80	0.00	14.02	11
Fator Jaguar Ações	O	Brazil	10.67	68.58	12	10.82	-53.15	-20.93	19.89	8
Russian Opportunities Fund	O	Russia	16.74	68.54	13	6.30	-87.68	-34.52	43.46	6
Vertex Fund	O	Canada	16.47	68.28	14	4.76	-45.92	-7.64	12.28	11
Fator Ações Institucional	O	Brazil	12.09	64.94	15	16.65	-46.76	-10.61	20.58	8
Phalanx Japan-AustralAsia Multi-Strat Fund	O	US	8.50	63.76	16	47.59	-30.13	0.00	8.53	12
Henderson Gbl Equity Multi-Strat Fund – EUR	O	UK	1.29	63.03	17	-11.96	-64.67	-40.99	18.96	10
Henderson Gbl Equity Multi-Strat Fund – USD	O	UK	1.29	61.55	18	-8.16	-59.91	-33.62	18.69	10
LG Asian Green Fund	O	UK	3.72	58.66	19		-45.15	-10.89	27.70	8
BNY Mellon ARX Income FIA	O	Brazil	10.51	58.60	20	16.56	-45.45	-13.49	15.40	10
Magna Eastern European Fund – Class D USD	O	UK	24.44	58.14	21	-10.42	-77.92	-48.94	44.02	7
KVO Capital Partners LP	O	US	8.89	56.07	22		-6.80	0.00	17.38	11
Sharp	O	Sweden	10.35	53.65	23		-43.54	-6.28	15.62	10
Brax Fund Class A Shares	C	Brazil	9.06	52.63	24	21.38	-31.88	0.00	14.28	9
HiQ Invest Market Neutral Fund	O	Nether	15.91	51.86	25		-29.17	0.00	14.36	9
Sector Average			4.12	19.49	308					

STATISTICS AT A GLANCE

Funds by fewest negative months (Currency, HQ)	36 Mth %	Rk 36 Mth	Vol 36 Mth (%)	Neg Mths in 36	Primary Category
HM Offshore	20.21	146	0.50	0	Others
Polo Crédito Privado FIM	19.22	170	1.93	0	Others
Lynx Fund I (Master Fund)	18.00	191	3.55	0	Fixed Income
Arsenal Hedge-Arbitrage Funds Investable Index	13.96	357	1.57	0	Fund of Funds
GS Allocation Dinamico FIM	13.92	364	1.45	0	Arbitrage
Advis Macro FIM	13.78	378	1.38	0	Macro
Capitania Treasury	13.53	392	1.48	0	Multi-Strategy
Maxima High Yield	13.47	400	1.98	0	Multi-Strategy
Santa Fe Aquarius	13.02	427	1.54	0	Arbitrage
Caritas Royalty Fund II LLC	12.51	466	1.50	0	Others
GAP Institucional	12.34	481	1.49	0	Multi-Strategy
Caritas Royalties Fund II (Bermuda)	12.29	487	1.34	0	Others
Capitania Hedge	12.16	507	0.93	0	Multi-Strategy
Caritas Royalty Fund LLC	12.07	519	1.43	0	Others
SDA Hedge FIM	11.86	534	1.17	0	Multi-Strategy
Caritas Royalties Fund (Bermuda)	11.74	548	1.26	0	Others
Maxima Plus	11.60	560	0.53	0	Fixed Income
Fator Max Corporativo	11.21	584	0.49	0	Multi-Strategy
GS Allocation Hedge FIM	11.21	585	0.79	0	Arbitrage
CSHG DI Private	10.92	619	0.41	0	Fixed Income
BNY Mellon ARX Cash FI CP	10.66	639	0.43	0	Fixed Income
CSHG DI	10.21	671	0.40	0	Fixed Income
W Financial Fund LP	9.69	729	0.84	0	Others
Traded Policies Fund – GBP Institutional	8.60	858	0.47	0	Fixed Income
Traded Policies Fund – USD Institutional	8.20	898	0.45	0	Fixed Income
Traded Policies Fund – EUR Institutional	8.06	911	0.58	0	Fixed Income
LH Asian Trade Finance Fund	5.84	1181	0.46	0	Others
Centaur LowLev Arbitrage Fund Ltd – Class C	5.58	1208	0.61	0	Arbitrage
Centurion Credit Group LLC	16.17	253	2.21	1	Others
NEO Multi Estrategia Fund	12.95	434	1.74	1	Multi-Strategy
Sector Average*	3.33	4717*	13.70	12.09	

*The number in the 'Rank' column against the Sector Average, represents the number of constituent funds in that index/average

Top funds by 36-month returns

Paulson Credit Opportunites LP	123.56	1	61.54	7	Distressed Debt
Ashton-Paulson Credit Opps Fund SPC CI B USD	118.35	2	61.50	7	Distressed Debt
Sparta Cíclico	99.22	5	53.91	12	Macro
SYW LP	70.98	6	51.33	10	Long / Short Equities
Sparta Anti-Cíclico	65.72	7	51.93	14	Macro
Balestra Capital Partners LP	64.28	8	27.59	11	Macro
Paulson Advantage Plus LP	64.06	9	26.70	8	Event Driven
Liquid Capital Fund LP	60.97	10	306.62	7	CTA / Managed Futures
Ashton-Paulson Adv Plus Fund SPC CI C USD	59.20	11	26.03	8	Event Driven
Quantitative Global Fund – 3x	57.59	13	32.49	10	CTA / Managed Futures
Golden Hind Fund LP	56.20	14	26.75	6	Long / Short Equities
Financials Opportunity Fund	52.62	15	30.87	14	Long / Short Equities
TUSK Russia Special Opportunities Fund	52.05	16	27.96	10	Long / Short Equities
Phalanx Japan-AustralAsia Multi-Strategy Fund	47.59	17	18.63	5	Multi-Strategy
CQS ABS Feeder Fund	47.43	18	16.52	7	Others
Forum Global Opportunities Fund	44.34	19	21.56	9	Macro
Element Capital Fund	43.80	20	12.77	5	Relative Value
Conquest Macro Fund Leveraged	42.98	21	54.42	14	CTA / Managed Futures
OEI Mac Inc – Class A GBP	42.83	22	29.32	11	CTA / Managed Futures
Revolution Capital Management Mosaic Program	42.04	24	26.00	12	CTA / Managed Futures
Paulson Partners Enhanced LP	41.34	25	21.29	9	Arbitrage
Paulson Advantage	41.33	26	17.78	9	Arbitrage
RAM Aggressive	38.67	28	36.62	14	CTA / Managed Futures
Hartzell Long/Short LLC	36.33	30	34.80	6	Long / Short Equities
SPM Structured Servicing Holdings	36.02	30	23.25	4	Arbitrage
Singleton Fund LLC	34.62	30	24.79	9	Multi-Strategy
Maoming Fund	33.79	30	27.47	13	Long / Short Equities
Odey European Inc (GBP)	33.43	30	20.38	11	Long / Short Equities
Pivot Global Value Fund	33.30	30	14.73	10	Macro
GAM Greater China Equity Hedge USD Open	32.91	30	39.95	17	Long / Short Equities
Sector Average*	3.33	4717*	13.70	12.09	

Lowest 36-month volatility	Currency Class	HQ	36 Mth Vol (%)	Neg Mths in 36	Primary Category
OakRun Income Plus Fund Ltd	USD	US	0.09	0	Others
The 1.2 Fund Ltd	EUR	BVI	0.23	0	Arbitrage
MD Sass US Gov Agcy 1 Year Duration Bond Fd	USD	US	0.24	0	Fixed Income
Traded Policies Fund – USD Growth	USD	UK	0.26	0	Fixed Income
Alcantara Russia & CIS Fixed Income Opps Fund	USD	UK	0.29	0	Fixed Income
Traded Policies Fund – EUR Growth	EUR	UK	0.31	0	Fixed Income
CSHG DI	BRL	Brazil	0.40	0	Fixed Income
Traded Policies Fund – GBP Growth	GBP	UK	0.40	0	Fixed Income
CSHG DI Private	BRL	Brazil	0.41	0	Fixed Income
BNY Mellon ARX Cash FI CP	BRL	Brazil	0.43	0	Fixed Income
Traded Policies Fund – USD Institutional	USD	UK	0.45	0	Fixed Income
LH Asian Trade Finance Fund	USD	Singapore	0.46	0	Others
Traded Policies Fund – GBP Institutional	GBP	UK	0.47	0	Fixed Income
Fator Max Corporativo	BRL	Brazil	0.49	0	Multi-Strategy
HM Offshore Ltd	USD	US	0.50	0	Others
Maxima Plus	BRL	Brazil	0.53	0	Fixed Income
BNY Mellon ARX Brazil Fd SPC Fix In Seg Ptflio	USD	Brazil	0.54	0	Others
The Somers Real Estate Opportunity Fund	USD	Bermuda	0.58	0	Relative Value
Traded Policies Fund – EUR Institutional	EUR	UK	0.58	0	Fixed Income
HDF Trading Fund Class I EUR	EUR	France	0.60	0	Fund of Funds
Centaur LowLev Arbitrage Fund – Class C	USD	Bermuda	0.61	0	Arbitrage
KDC Alpha Securities Fund LP	USD	US	0.65	0	Fixed Income
MD Sass US Gov Agny 3 Year Duration Bond Fd	USD	US	0.68	0	Fixed Income
IRIS Low Volatility Cell – USD	USD	Switzerland	0.70	0	Others
3A Dynamic UCITS Fund – USD	USD	Switzerland	0.75	2	Fund of Funds
IRIS Low Volatility Cell – EUR	EUR	Switzerland	0.75	0	Others
GS Allocation Hedge FIM	BRL	Brazil	0.79	0	Arbitrage
3A Dynamic UCITS Fund – CHF	CHF	Switzerland	0.81	2	Fund of Funds
3A Dynamic UCITS Fund – EUR	EUR	Switzerland	0.83	2	Fund of Funds
W Financial Fund LP	USD	US	0.84	0	Others
Sector Average*			13.70	12.09	

DISCLAIMER – EUREKAHEDGE

Intellectual property and copyrights in the data provided, in whole or in part, shall be held either by Eurekahedge or be subject to Eurekahedge's control or delegated authority to administer and provide. Any data forming part of the contents here may not be disseminated, recompiled, resold, copied or otherwise stored in any electronic system, fax, photocopy, server, hard-disk, hard-copy paper format or website without receiving the express written approval of Eurekahedge. Extracts may be made for the purposes of research or comment, or form part of an article so long as the source is acknowledged. Investment in the funds may be subject to marketing and investment regulations relating to qualified and/or accredited investors. Users should be aware of the restrictions relating to dissemination of data in whole or as part of other marketing activities within your jurisdiction and comply with applicable law. Your permitted use of the data shall be on the basis that you shall not look to Eurekahedge for loss or liability relating to your use of the data whether with reference to intellectual property, accuracy or any reason whatsoever. The data is provided on the basis of a matter of record only and is provided for information purposes only. The data does not, and should not be construed to, constitute an offer to sell or a solicitation of an offer to buy any of the shares, or other interest, in any fund or form the basis of any contract or commitment whatsoever, nor should it be treated as financial, professional or expert advice. Past performance is not indicative of future performance. The data is based on information and data received from the subjects of each and from other third-party sources and no guarantee of completeness or accuracy can be made, nor is any representation or warranty made in this regard. Eurekahedge will not be responsible for any liability resulting from loss pertaining to the use of the data.

All tables' hedge fund performance statistics are for period ending October 31, 2009 (data reported to November 30, 2009). All statistics at a glance are for period ending October 31, 2009 (data reported to November 30, 2009). All 36-month performance is annualised. * Please note the data in the Eurekahedge graphs and for the tables thereafter are based on 84.7% of the NAV returns for October 31, 2009, as at November 30, 2009. The positive- and negative-months columns show the number of gaining and losing months in the previous 12. Some fund names have been abbreviated for reasons of space, for example 'Ltd' or 'LLP' being removed from end of a fund's name. Similarly Dighton World Wide Fund (in CTA strategy) has 2X and 2X leveraged programs – please check with manager for full name/details of fund. The symbol ♣ represents the total number of funds (in each strategy) that report their performance data to Eurekahedge. To submit your fund's or funds' data to Eurekahedge contact Agnes Yea at agnes@eurekahedge.com.

