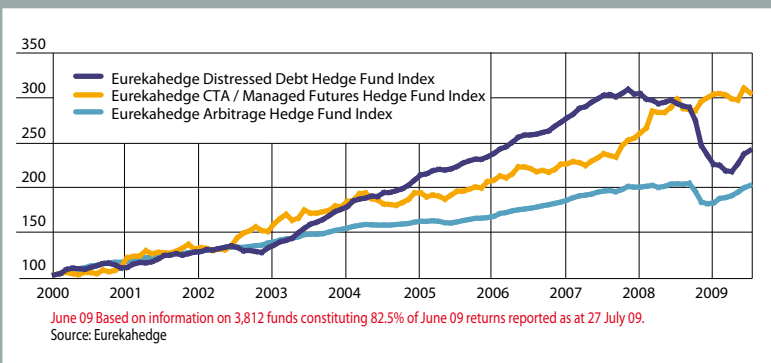


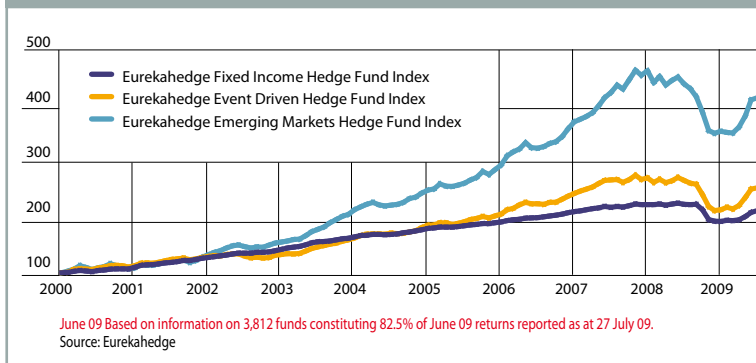
	Open/ Closed	HQ	% 3 mth	% 12 mth	Rk	% 36 mth*	Max draw down	% High water	12 mth vol %	12 mths (of 12)	Pos
Arbitrage											
Investcorp Silverback Arbitrage Fund LLC	0	US	40.86	37.68	1	-26.07	0.00	31.87	8		
Investcorp Silverback Arbitrage Fund Ltd	0	US	40.69	35.39	2	-25.78	0.00	31.61	8		
Adhia Arbitrage Fund LP	0	US	3.83	30.27	3	16.35	-7.00	0.00	18.22	8	
Bay Hill Fund (Cayman) LP	0	US	6.42	28.68	4	-1.70	0.00	8.28	10		
Coast Value Fund I Ltd	0	US	4.97	28.33	5	15.92	-8.79	0.00	16.66	11	
Waterstone Market Neutral Fund LP	0	US	7.22	19.50	6	18.61	-17.57	0.00	23.43	9	
Double Alpha Group LLC – Standard Leverage	0	US	4.45	17.59	7	9.02	-2.64	0.00	4.08	11	
AlphaSquare Systematic Eq Trading Fd – EUR CI	0	France	13.34	17.00	8	6.08	-13.35	0.00	12.45	8	
Paulson Advantage LP	0	US	0.87	16.75	9	41.60	-3.02	-1.09	9.27	8	
The 1.2 Fund Ltd	0	BVI	4.05	16.38	10		0.00	0.00	0.24	12	
AlphaSquare Systematic Eq Trading Fd – USD CI	0	France	13.87	15.95	11	6.50	-12.40	0.00	12.76	8	
Dexia Volatility Opportunities Fund	0	France	0.20	15.80	12		-8.69	-0.73	9.57	7	
Paulson Partners Enhanced LP	0	US	8.31	15.42	13	48.22	-6.14	0.00	8.20	9	
Principia Hedge Plus FIM	0	Brazil	3.02	13.63	14	14.56	-0.06	0.00	1.23	12	
GS Allocation Dinamico FIM	0	Brazil	2.44	12.58	15	15.23	0.00	0.00	0.71	12	
KWK Partners LP	0	US	3.20	11.97	16	10.55	-0.90	0.00	2.75	11	
GS Allocation Hedge FIM	0	Brazil	2.13	11.12	17	12.31	0.00	0.00	0.50	12	
Da Vinci Arbitrage Fund	0	Switz	1.06	10.93	18		-5.37	0.00	2.45	11	
Paulson Enhanced Ltd – Class A	0	US	4.17	10.53	19	45.29	-4.84	0.00	8.83	8	
Glazer Capital Management LP	0	US	3.39	9.70	20	10.21	-2.65	0.00	4.80	10	
Shorewater LP	0	US	2.35	9.53	21	10.19	-2.83	0.00	3.48	11	
Dexia Getec	0	Ireland	0.28	8.34	22	4.64	-1.45	-0.07	3.61	9	
Rainier Absolute Return Fund	0	US	1.69	6.49	23		-3.88	-1.77	7.28	7	
Paulson International Ltd	0	US	2.18	6.14	24	22.93	-13.54	0.00	4.41	9	
Mohican VCA Offshore Fund Ltd	0	US	12.81	5.93	25	7.29	-19.66	0.00	16.33	6	
Sector Average			8.08	1.67	117	6.81	-16.42	-5.12	14.40	7.51	

	Open/ Closed	HQ	% 3 mth	% 12 mth	Rk	% 36 mth*	Max draw down	% High water	12 mth vol %	12 mths (of 12)	Pos
Relative value											
Element Capital Fund	0	US	12.16	79.14	1	37.06	-7.83	-2.75	13.39	10	
Cedar Street Offshore Market Neutral Fund	0	US	8.80	32.83	2		-9.36	0.00	15.05	9	
Titan Global Return Fund – Class M	0	US	-0.85	28.96	3	20.25	-4.85	-0.85	15.85	9	
BlueCrest Capital International Fund	0	UK	8.55	26.45	4	13.87	-4.83	0.00	9.12	9	
Parallax Fund LP	0	US	6.83	25.69	5	24.09	-12.67	-3.32	16.96	10	
Attunga Agricultural Trading Fund	0	Australia	2.53	24.81	6		-2.59	0.00	10.01	10	
Titan Global Return Fund	0	US	-3.04	23.03	7	19.65	-14.34	-3.04	14.69	8	
Titan Asia Volatility Fund Ltd	0	US	-2.42	22.35	8	27.72	-17.63	-2.65	11.55	7	
Sector Healthcare Fund – NOK	0	Norway	2.27	22.06	9	15.21	-2.43	0.00	4.92	12	
Titan Volatility Fund LP	0	US	-1.41	21.55	10	13.39	-12.32	-2.52	21.02	5	
Sector Healthcare Fund – EUR	0	Norway	2.01	20.37	11	13.87	-2.52	0.00	5.12	11	
Cadiz Tungsten	0	SA	3.91	17.87	12		-1.69	0.00	5.57	10	
JB Emerging Markets Hedge Fund – USD	0	UK	10.29	15.54	13	13.29	-6.53	-0.85	10.41	9	
Titan Global Return Fund Class AR	0	US	0.11	15.54	14	18.57	-4.82	-0.19	6.33	10	
JB Emerging Markets Hedge Fund – EUR	0	UK	9.91	15.38	15	12.35	-7.27	-0.84	10.28	9	
Brummer & Partners Nektar Hedge Fund	0	Sweden	10.98	15.01	16	12.35	-12.96	0.00	14.00	8	
JB Emerging Markets Hedge Fund – CHF	0	UK	9.73	13.74	17	10.58	-7.49	-0.90	10.29	9	
The Somers Real Estate Opportunity Fund	0	Bermuda	3.04	12.77	18		0.00	0.00	0.13	12	
Richland Asia Absolute Return Fund	0	HK	4.44	9.78	19		-2.78	0.00	4.40	10	
Cassiopeia Fund – Class C EUR	0	Switz	4.73	9.55	20	11.93	-17.07	0.00	7.73	10	
SGAM AI Short Bias Fund	0	HK	-0.76	7.23	21		-5.71	-1.36	4.69	7	
Iceberg Alternative Real Estate Fund II – GBP	0	UK	4.13	6.78	22		-3.08	0.00	4.88	8	
Hyman Beck Volatility Analytics	0	US	0.39	6.10	23		-1.90	-0.30	3.41	8	
Iceberg Alternative Real Estate Fund II – EUR	0	UK	3.90	6.00	24		-3.20	0.00	4.86	8	
Tunnelbrook Deep Blue Fund LP	0	US	7.10	5.03	25	4.55	-11.85	-1.96	12.38	6	
Sector Average			7.74	-1.04	88	4.99	-21.07	-11.68	16.97	7.07	

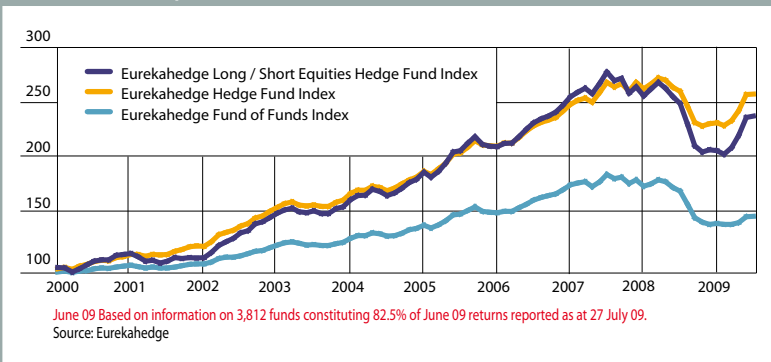
EUREKAHEDGE DIS DEBT vs EUREKAHEDGE CTA/MANAGED FUTURES HFI vs EUREKAHEDGE ARB HFI



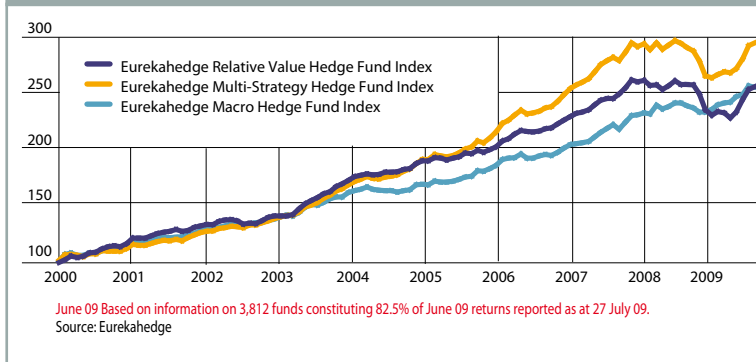
EUREKAHEDGE FIXED INCOME HFI vs EUREKAHEDGE EVENT DRIVEN HFI vs EUREKAHEDGE EM HFI



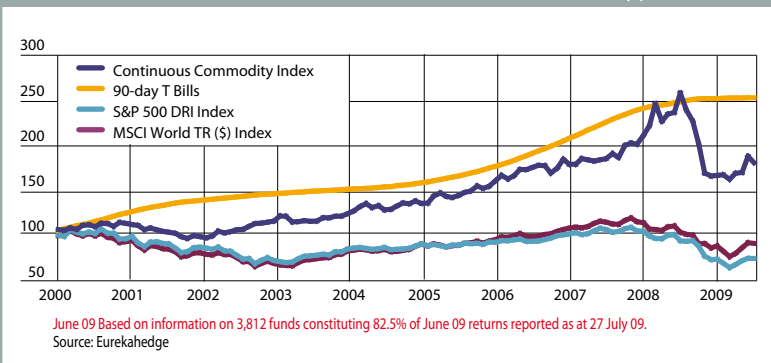
EUREKAHEDGE L/S EQ HFI vs EUREKAHEDGE HFI vs EUREKAHEDGE FOFI



EUREKAHEDGE REL VALUE HFI vs EUREKAHEDGE M/S HFI vs EUREKAHEDGE MACRO HFI



REUTERS CRB INDEX vs 90-DAY T BILLS vs S&P 500 DRI INDEX vs MSCI WORD TR (\$) INDEX



	Open/ Closed	HQ	% 3 mth	% 12 mth	Rk	36 mth*	Max draw down	% High water	12 mth vol %	Pos mths (of 12)
Distressed debt										
Paulson Credit Opportunites LP	O	US	9.74	18.63	1	121.45	-10.39	0.00	7.50	9
Paulson Credit Opportunites II Ltd	O	US	9.89	15.00	2		-10.05	0.00	6.16	9
Wexford Offshore Credit Opps Fund Ltd	O	US	22.86	7.44	3	7.67	-12.55	0.00	16.26	4
Finisterre Sovereign Debt Fund	O	UK	12.19	6.11	4	8.13	-21.01	0.00	19.66	8
Brownstone Partners Catalyst Fund LLC	O	US	0.74	5.57	5	8.63	-1.54	0.00	2.61	9
Waterfall Victoria Fund LP	O	US	0.36	2.99	6		-0.92	-0.15	1.54	8
Restoration Offshore Fund Ltd	O	US	0.60	2.66	7	7.82	-7.67	-2.63	6.77	8
Restoration Partners LLC	O	US	0.59	1.71	8	7.39	-7.45	-2.74	6.33	8
Waterfall Victoria Fund Ltd	O	US	0.29	1.60	9		-1.29	-0.64	1.44	8
Simran Pre-Event Driven Activist Opp Fund	O	US	31.89	-1.61	10		-28.90	-3.51	30.82	6
PENN Distressed Fund LP	O	US	38.93	-1.63	11	-1.80	-44.28	-17.27	34.12	7
Solent Distressed Credit Fund – EUR	O	UK	5.40	-3.61	12		-9.31	-3.78	7.67	7
Solent Distressed Credit Fund – USD	O	UK	5.53	-4.39	13		-9.94	-4.39	7.77	6
KDC Distressed & HI Securities Fund LP	O	US	6.20	-4.58	14	1.04	-15.92	-5.98	11.48	7
Longacre Europe II Ltd	O	US	-0.56	-5.86	15		-10.76	-10.76	4.17	4
Halbis Distressed Opportunities Fund – USD	O	US	18.41	-8.63	16	-0.29	-28.27	-15.07	17.21	6
KDC Offshore Distressed & HI Securities Fund	O	US	8.01	-9.57	17	-1.10	-23.71	-12.12	16.10	8
Waterfall Eden Fund LP	O	US	-6.86	-14.59	18	-3.69	-21.16	-20.76	5.95	2
Waterfall Eden Fund Ltd	O	US	-7.73	-16.51	19	-4.12	-23.17	-22.79	6.70	3
Outrider Master Fund LP	O	US	15.19	-17.64	20	-2.11	-32.19	-20.24	19.42	4
Ashmore Asian Recovery Fund	O	UK	-2.98	-18.35	21	3.26	-19.89	-19.45	6.96	2
The Asian Debt Fund – Class A	O	Sing	0.47	-18.44	22	0.92	-19.64	-19.05	17.13	5
Third Avenue Special Situations Offshore Fund	O	US	5.98	-18.95	23	-10.22	-40.43	-34.02	16.57	7
Wilfrid Aubrey Growth Fund LP	O	US	11.97	-19.05	24	-4.49	-39.02	-29.35	19.15	6
Longacre Capital Partners (QP) LP	O	US	1.59	-19.52	25	-4.09	-26.61	-24.79	9.52	3
Sector Average			9.79	-15.07	59 ♣	3.22	-23.73	-16.67	16.09	5.15

Event-driven										
	Open/ Closed	HQ	% 3 mth	% 12 mth	Rk	36 mth*	Max draw down	% High water	12 mth vol %	Pos mths (of 12)
Polo FIA	C	Brazil	27.84	40.87	1	29.27	-16.09	0.00	24.65	9
Polo Fund	C	Cayman	56.39	38.19	2	20.54	-21.53	0.00	40.79	7
Polo Norte FIM	O	Brazil	16.92	29.86	3	21.10	-4.91	0.00	11.68	10
Paulson Advantage Plus LP	O	US	0.86	26.23	4	64.72	-4.88	-1.65	14.02	8
Richland Emerging Opportunities Fund	O	HK	43.49	17.83	5		-54.74	-15.16	44.54	8
Lazard Rathmore Fund	O	US	16.52	17.66	6		-16.25	0.00	17.56	9
Omni Global Fund	O	Switz	4.17	17.03	7		-4.53	0.00	5.69	10
Twin Offshore Ltd	O	US	-0.42	14.54	8	8.84	-12.16	-0.42	6.36	9
HDH Master Fund – Class C	C	Sing	31.43	13.97	9		-31.34	0.00	24.56	8
Kingstown Partners LP	O	US	21.12	12.36	10	14.90	-27.85	-0.43	28.52	8
Forum Absolute Return Fund	O	US	-7.42	10.94	11	7.62	-13.38	-11.54	14.13	6
Arbitrage Associates LP/Ltd	O	US	3.53	10.75	12	8.20	-5.45	0.00	6.49	10
Praesidium Structured Finance Fund	O	SA	2.58	10.04	13		-2.09	0.00	3.29	11
King Street Capital Ltd	C	US	4.65	9.30	14	12.94	-4.18	0.00	5.32	10
King Street Capital LP	C	US	5.04	7.68	15	12.98	-4.01	0.00	5.03	10
ECF Value Fund II LP	O	US	59.07	7.42	16	7.26	-43.35	0.00	48.83	6
Wexford Credit Opportunities Fund LP	O	US	22.75	7.26	17	7.62	-12.62	0.00	16.23	4
ECF Value Fund I LP	C	US	59.03	7.02	18	7.10	-43.48	-0.01	48.81	6
Galbraith Global Strategies Offshore Fund	O	US	2.88	6.39	19		-2.46	0.00	3.49	9
ECF Value Fund International	O	US	59.58	5.98	20	6.29	-43.83	-1.37	48.90	6
Dexia Index Arbitrage	O	Ireland	0.78	5.26	21	5.47	-0.41	0.00	1.26	12
Simplex Value Up Trust – USD Unhedged	O	Japan	13.63	4.09	22		-19.14	-3.00	22.03	7
Halcyon Diversified Strategies Fund LP	O	US	5.85	3.42	23	0.39	-17.22	-9.14	6.99	9
Duet Global Opportunities Fund – EUR	O	UK	1.27	3.21	24	6.48	-2.83	0.00	0.83	9
Halcyon Offshore Fund	O	US	6.57	2.85	25	2.02	-14.09	-4.96	7.25	9
Sector Average			15.51	-7.29	115 ♣	2.81	-28.13	-16.35	22.62	6.34

	Open/ Closed	HQ	% 3 mth	% 12 mth	Rk	36 mth*	Max draw down	% High water	12 mth vol %	Pos mths (of 12)
Fixed income										
Rimrock High Income PLUS Fund LP	O	US	14.77	29.16	1	17.33	-11.65	0.00	25.16	8
JB Global Rates Hedge Fund – EUR	O	UK	3.05	25.21	2	12.03	-7.42	0.00	10.06	10
Singletery Mortgage Fund LLC – Class B	O	US	26.59	24.54	3	14.49	-15.44	0.00	19.83	7
Stratton Street PCC Renminbi Bond Fund – EUR O	UK	9.22	23.88	4		-14.90	-0.16	17.64	9	
JB Global Rates Hedge Fund – USD	O	UK	3.10	23.04	5	12.24	-6.32	0.00	9.18	10
Goldstein Capital Managed Bond Portfolio LP	O	US	14.39	22.80	6	6.77	-22.24	0.00	21.33	9
Lynx Fund I (Master Fund) Ltd	O	US	7.73	21.38	7	13.74	-3.05	0.00	3.13	12
The Asgard Fixed Income Fund I (EUR)	C	Denmark	11.56	20.15	8	10.92	-10.40	0.00	14.29	9
Tiberius Eurobond OP – Class R	O	Switz	1.72	18.29	9		-4.73	0.00	5.32	11
CitiABS Opportunities Offshore Fund	O	US	5.04	17.82	10		-3.17	0.00	6.65	9
Midway Market Neutral Fund LLC	O	US	20.69	17.17	11	15.95	-24.93	0.00	26.62	9
LGM High Yield Alpha Fund	O	Ireland	7.64	16.76	12	3.42	-18.72	-4.80	4.73	9
Aviva Investors Alt Fds PCC G7 Fix Inc Fd – GBP	C	UK	0.69	16.01	13	13.10	-0.81	0.00	3.48	11
Stratton Street PCC Renminbi Bond Fd – YEN	O	UK	9.51	15.61	14		-12.51	-0.15	16.44	8
Aviva Investors Alt Fds PCC G7 Fix Inc Fd – EUR	C	UK	0.81	14.87	15	11.47	-1.26	0.00	3.05	10
Aviva Investors Alt Fds PCC G7 Fix Inc Fd – USD	C	UK	0.80	14.13	16	12.06	-1.15	0.00	3.31	10
Marathon High Yield Program	O	US	10.78	14.12	17	7.90	-1.82	0.00	7.55	9
Genesis Merchant Partners LP	O	US	2.83	13.94	18		0.00	0.00	0.65	12
Centaur Credit Select Fund LLC	O	US	11.68	13.54	19	12.48	-9.82	0.00	12.39	8
Tiberius Interbond OP – Class R	O	Switz	0.01	13.25	20		-5.26	-0.79	7.12	9
AlphaBridge Fixed Income Fund Ltd	O	US	4.06	12.37	21	11.60	-0.83	0.00	2.77	11
Tribridge AF1 Fund	O	HK	7.03	12.26	22	9.20	-1.76	0.00	2.94	12
Stratton Street PCC Renminbi Bond Fund – USD	O	UK	9.93	12.19	23		-13.34	-0.26	17.95	7
CSHG DI Private	O	Brazil	2.38	11.95	24	11.95	0.00	0.00	0.40	12
CSHG DI	O	Brazil	2.22	11.17	25	11.19	0.00	0.00	0.38	12
Sector Average			6.61	-1.47	141 ♣	2.94	-16.78	-9.11	13.94	7.40

Funds of funds										
	Open/ Closed	HQ	% 3 mth	% 12 mth	Rk	36 mth*	Max draw down	% High water	12 mth vol %	Pos mths (of 12)
MHW Harvest Fund LP	O	US	3.32	62.98	1		-0.84	0.00	10.39	11
HI Varengold CTA Hedge	O	Germany	-1.21	38.97	2	17.76	-3.63	-2.35	22.82	6
APAM Absolute Equity – Asia Fund	O	Australia	-3.04	32.04	3	11.51	-15.15	-3.77	20.82	6
Benchmark Plus Large Cap Bear + Alpha Fund LP	O	US	-5.81	24.47	4	10.73	-22.67	-14.53	26.16	6
SAn Strategy Specific Investable HFI – MN	O	SA	4.27	16.74	5	8.24	-11.26	0.00	1.45	12
ACL Alternative Fund USD Share Class B	O	Ireland	-0.73	15.93	6	15.68	-9.68	-3.59	17.55	7
AAA Allocation FIC FIM	O	Brazil	8.90	14.49	7	13.66	-6.42	0.00	8.23	9
ACL Alternative Fund Euro Share Class A	O	Ireland	-0.64	14.28	8	14.67	-9.89	-3.34	18.76	6
Fractal Strategic US Treasury Fund	O	US	0.65	13.38	9	5.12	-5.54	-1.32	4.21	10
ACL Alternative Fund USD Share Class A	O	Ireland	-0.67	13.32	10	15.39	-17.77	-3.51	17.97	6
AllBlue Fund	O	UK	3.45	13.26	11	11.89	-4.52	0.00	3.15	10
SAn Strategy Specific Investable HFI – Fix Interest	O	SA	1.40	12.83	12	10.47	-1.97	0.00	3.45	11
Quantitative Fund 3x	O	US	12.25	12.55	13		-8.36	0.00	15.43	7
Fractal Strategic US Treasury Solutions Fund	O	US	0.61	12.07	14	2.70	-7.34	-1.30	4.12	10
BBM Allocation FIC FIM	O	Brazil	5.28	11.86	15	12.51	-3.55	0.00	5.25	9
Iconic Matador Fund II LLP – USD	C	SA	28.03	10.83	16	6.49	-37.45	-12.48	27.96	7
Athens High Yield Fund LP	O	US	2.44	10.67	17		0.00	0.00	0.43	12
Brummer Multi-Strategy 2xL – Helios 2xL	O	Sweden	3.14	10.31	18	13.34	-7.68	-0.40	7.41	7
AAA Selection FIC FIM	O	Brazil	3.60	10.16	19	11.25	-1.12	0.00	2.59	10
Iconic Matador Fund II LLP – ZAR	C	SA	4.19	9.78	20	9.30	-7.07	0.00	2.15	11
Sector Polaris Fund – NOK	O	Norway	8.40	9.69	21	7.61	-7.52	0.00	9.07	8
Brummer Multi-Strategy Euro – Helios Euro	O	Sweden	2.05	8.80	22	10.40	-3.45	-0.20	3.77	8
GAM Multi-Focused Macro SP – USD	O	UK	0.57	8.68	23		-6.14	-2.74	6.37	8
Wimbledon Multi-Strategy Fund	O	US	12.10	8.56	24	7.80	-3.99	0.00	12.49	4
Brummer Multi-Strategy – Helios	O	Sweden	1.94	7.80	25	9.36	-3.61	-0.11	3.64	7
Sector Average			3.73	-13.48						

	Open/ Closed	HQ	% 3 mth	% 12 mth	Rk	36 mth*	Max draw	% High	12 mth	Pos mths
Global macro										
Marketfield Fund	O	US	18.16	164.11	1		-1.87	-1.87	11.61	11
Texel Macro Fund	O	Switz	-12.91	144.08	2		-35.81	-12.91	52.72	9
BlueGold Global Fund Inc	O	UK	19.80	87.98	3		-21.58	-0.43	44.90	8
Kohinoor Series Two Fund	O	UK	6.96	53.77	4	20.69	-17.44	-1.51	20.13	7
Blue Sky World LP	O	Australia	22.50	42.32	5	35.37	-25.73	0.00	19.59	9
Pentagram Offshore Fund Ltd	O	US	7.41	38.53	6	30.69	-21.09	-6.57	21.68	9
Ninepoint Global Value Fund	O	Bermuda	2.04	38.09	7	33.58	-5.01	-1.26	13.90	8
Capital Partners LP	O	US	-1.83	37.94	8	61.83	-35.80	-2.63	14.94	9
Best VAR 20 EUR	O	UK	37.93	37.17	9	2.68	-47.73	-8.86	42.59	8
Edge FIM	O	Brazil	3.18	35.72	10	31.28	-14.59	0.00	12.06	11
Fund LP	O	US	7.19	35.70	11	29.97	-21.55	-6.31	20.54	9
Macro Fund – Sterling Class	O	HK	1.74	35.44	12		-7.40	-3.93	17.52	8
Global Opportunities Fund Ltd	O	US	4.81	33.76	13	41.45	-7.80	0.00	12.20	9
Macro Fund – Euro Class	O	HK	1.94	30.99	14		-8.32	-4.73	17.02	8
	O	Brazil	6.02	29.77	15		-11.56	-1.19	6.34	11
BIA Pacific Macro Fund – US Dollar Class	O	HK	1.94	29.17	16	15.69	-7.89	-4.23	15.64	8
The Voyager Fund – Pathfinder Class	O	Bermuda	-7.82	28.49	17	-1.37	-47.88	-31.05	28.61	7
The Eclectica Fund – Class A GBP	C	UK	-7.24	27.49	18	7.64	-31.13	-9.26	52.57	5
The Eclectica Fund – Class B GBP	O	UK	-7.64	26.30	19		-31.97	-9.72	53.22	5
BIA Pacific Macro Fund – Yen Class	O	HK	1.70	25.38	20		-8.27	-4.89	14.86	8
The Eclectica Fund – Class A EUR	C	UK	-7.54	24.77	21	5.63	-31.94	-9.49	53.01	5
The Eclectica Fund – Class B EUR	O	UK	-7.81	23.34	22		-32.12	-9.81	52.66	5
Abraxas Fund Ltd	O	UK	-0.08	22.11	23	7.93	-6.39	-0.27	9.59	10
PMA Harvester Fund	O	HK	-3.45	21.68	24		-3.52	-3.45	8.21	10
The Eclectica Fund – Class B USD	O	UK	-7.85	20.07	25		-32.37	-9.97	50.57	4
Sector Average			3.54	7.46	140	9.95	-19.53	-9.58	15.85	6.54

Long/short equity hedge

Golden Hind Fund LP	O	Canada	27.61	114.94	1		-21.16	0.00	35.59	10
Hartzell Long/Short LLC	O	US	5.76	86.09	2	44.00	-33.90	0.00	55.66	10
GIS SmallCap Master Fund	O	US	46.75	71.62	3		-30.63	-1.66	53.09	7
Double Alpha Group LLC – Enhanced Leverage	O	US	11.02	44.96	4	22.53	-6.28	0.00	8.28	11
CGR Capital Managed Account	O	UK	22.50	44.74	5		-3.84	0.00	14.26	9
Xanthos Investment Partners Ltd – M/S	O	Gib	11.71	44.61	6	25.81	-14.11	-3.21	30.31	7
Greater Asian Hedge Fund	O	HK	33.88	43.43	7	15.22	-26.15	-4.97	32.32	6
Game Creek Fund	O	US	19.91	41.22	8		-20.12	0.00	21.94	7
LBN China+ Opportunity Fund	O	HK	17.20	40.64	9		-20.45	0.00	11.53	9
Nezu Cayman Fund	O	HK	35.04	40.51	10	13.33	-45.83	-19.15	27.29	7
Vision Finance China Ocean Fund	O	China	62.35	37.03	11		-60.88	0.00	59.96	8
GAM Greater China Equity Hedge USD O	O	UK	57.81	36.40	12		-45.40	-4.26	40.88	5
Nest Mile High FIM	C	Brazil	8.18	36.22	13	21.33	-2.76	0.00	10.90	10
Triskele China Fund	O	HK	10.70	36.00	14		-12.04	0.00	7.62	11
Strand US Fund	O	Switz	5.69	35.64	15	21.72	-31.65	0.00	32.77	5
Nest Mile High 30 FIM	O	Brazil	7.94	35.43	16		-2.95	0.00	10.70	10
Broadwalk Select Services Fund Ltd	O	UK	23.41	34.44	17		-3.45	0.00	17.23	9
DiFiglia Partners Fund LP	O	US	6.07	33.95	18	21.51	-4.55	-0.49	9.57	9
China Dragon Engine Fund	O	HK	50.42	33.15	19		-60.22	-37.41	38.94	7
Victory Capital Ltd Class A – GBP	O	Cayman	23.25	32.69	20	4.82	-21.14	0.00	17.67	9
Platinum Japan Fund – AUD	O	Australia	12.22	30.73	21	-0.76	-32.35	-9.43	16.06	10
Pure Heart China Growth Investment Fund	O	HK	47.43	30.10	22	24.76	-23.44	0.00	29.02	7
Baryon Far East Equity Fund Limited	O	SV/Gren	16.88	28.95	23		-20.97	0.00	26.38	7
AlphaGen Octanis Fund – Class C GBP	O	UK	4.01	28.37	24	14.87	-9.67	0.00	5.09	12
St Helens Capital Ailsa Fund	O	Australia	11.43	28.36	25	12.48	-11.65	0.00	9.33	10
Sector Average			9.74	-7.39	1144	2.85	-27.65	-17.80	19.41	5.81

	Open/ Closed	HQ	% 3 mth	% 12 mth	Rk	36 mth*	Max draw	% High	12 mth	Pos mths
CTA/Managed futures										
Zentrender	O	US	47.09	107.37	1		-19.71	0.00	44.10	11
Abax Index CAC (Medium Term)	O	HK	-15.63	101.48	2		-31.54	-19.87	57.32	10
JLD Global Commodity Program	O	US	12.00	88.80	3		-3.92	0.00	19.11	11
The Ebullio Commodity Fund	O	UK	9.37	70.00	4		-1.22	0.00	13.24	11
Signal Automated Investments	O	SA	12.66	56.33	5	30.98	-12.54	0.00	24.15	10
JWH International Foreign Exchange Program	O	US	4.06	55.76	6	7.99	-55.23	-18.93	33.45	8
OEI Mac Inc – Class B GBP	O	UK	27.01	54.90	7		-22.71	-5.33	48.72	7
Quantitative Global Fund – 3x	O	US	22.78	54.82	8	61.27	-22.36	-1.71	29.55	7
Global Wealth Class B	O	US	3.03	52.35	9		-49.72	-17.79	68.85	7
Parizek Futures Program	O	US	0.94	52.25	10	29.75	-46.07	-13.67	43.40	6
Edge Investment Management Ltd	O	HK	6.04	49.15	11	125.25	-16.02	-3.72	31.16	8
BAM Asset Management LLC – Program 1	O	US	15.28	48.51	12	23.37	-41.07	-8.09	24.17	9
Revolution Capital Mngmnt Mosaic Program	O	US	8.45	44.48	13		-17.49	-7.84	27.30	8
Drury Diversified Fund LP	O	USVI	-1.07	41.54	14	19.25	-29.86	-4.55	28.95	7
Parizek Currency Program	O	US	9.15	39.58	15	-2.42	-46.75	-25.67	15.22	8
D'Best Futures Fund LP	O	US	2.43	37.65	16	21.93	-52.06	-10.58	37.01	8
Numbers GDF Program	O	France	7.46	36.26	17		-6.26	-3.13	19.35	8
Villano Capital Mngmnt Inc Global Div Prog	O	US	1.55	35.90	18	21.44	-24.56	-20.09	47.33	6
TAMI Macro Trading Program	O	US	4.08	35.89	19	18.38	-24.56	-3.48	37.15	6
Red Oak Commodity Advisors	O	US	10.20	33.40	20	14.58	-37.32	-2.30	16.93	9
EVE Spreads	O	US	1.66	33.34	21		-35.90	0.00	10.44	10
Drury Offshore Diversified Fund Ltd	O	Cayman	0.07	33.27	22	14.42	-30.06	-3.18	26.29	8
Roy G. Niederhoffer Diversified Fund (Offs) CI A	O	US	2.22	31.73	23		-8.27	-4.39	20.63	7
Hyman Beck & Co – Global Portfolio	O	US	1.58	31.15	24	11.67	-29.27	-2.97	21.47	7
Roy G. Niederhoffer Diversified Fund (Offs) CI B	O	US	2.08	31.13	25		-8.49	-4.69	20.68	7
Sector Average			0.45	-0.65	382	9.49	-24.40	-13.76	21.06	5.87

Multi-strategy

Phalanx Japan-AustralAsia Multi-Strategy Fd	O	US	15.48	67.84	1	35.13	-30.13	0.00	9.62	12
InnoFusion Asia Multi-Strategy Fund	O	HK	12.54	50.77	2	24.22	-5.74	0.00	18.05	10
NuWave Combined Futures Portfolio Ltd	O	US	-9.56	44.18	3	14.66	-13.50	-9.56	24.18	8
PEAK6 Performance Fund LLC	O	US	9.37	40.88	4	24.87	-5.81	0.00	11.97	9
Henderson Asia Pacific Eq Multi-Strat Fd – USD	O	UK	10.67	39.10	5		-21.83	0.00	23.30	8
VIM Value Fund	O	HK	14.32	33.15	6		-4.00	0.00	13.73	9
DUNN Combined Fund LLC	O	US	-1.59	32.42	7	7.61	-69.61	-27.77	33.74	8
The Kawa Fund Limited	O	US	12.62	29.84	8		-2.20	0.00	7.07	11
The Kawa Onshore Feeder Fund LLC	O	US	12.52	28.93	9		-2.20	0.00	6.93	11
CMT Global Fund Limited	O	US	6.27	27.55	10	23.79	-0.74	0.00	4.65	12
Segantii Asia-Pacific Equity Multi-Strategy Fd	O	HK	6.33	26.27	11		-0.80	0.00	5.81	11
Wexford Global Strategies Fund LP	O	US	8.94	24.26	12		-7.31	0.00	9.33	9
Wexford Offshore Global Strategies Fund	O	US	8.88	23.69	13		-7.74	0.00	9.29	9
JHL Capital Group Fund LLC – Class B	O	US	11.20	23.15	14		-4.16	-0.23	7.00	10
Hudson Bay Fund LP	O	US	8.43	22.75	15	18.69	-3.53	0.00	9.17	10
LH Asian Arbitrage Fund	O	HK	16.17	22.55	16	16.84	-17.64	0.00	13.45	10
Kadima FIM	C	Brazil	6.42	22.22	17		0.00	0.00	3.44	12
JHL Capital Group Fund LLC – Class A	O	US	10.77	21.84	18		-4.16	-0.26	6.80	10
Granite Point Capital LP	O	US	21.02	21.50	19	14.29	-11.83	0.00	15.22	9
PBK Capital Partners LP	O	US	20.43	21.40	20		-45.69	0.00	55.73	10
NuWave Combined Futures Portfolio	O	US	-5.32	20.59	21	6.59	-7.55	-5.32	12.40	8
Accelerated Alpha – Class A	O	UK	0.38	19.80	22	16.09	-25.26	-0.54	9.79	8
Hudson Bay Overseas Fund Ltd	O	US	9.52	19.77	23	14.90	-3.92	0.00	8.93	10
NEO Multi Estrategia 30 Fund	O	Brazil	3.11	19.44	24		-0.78	0.00	3.30	11
Pegasus Market Neutral Fund LP	O	US	1.10	19.43	25	5.59	-12.19	-1.32	7.03	10
Sector Average			9.60	0.03	221	7.89	-20.79	-10.26	16.57	6.99



EUREKAHEDGE

STATISTICS AT A GLANCE

Funds by fewest negative months (Currency, HQ)	36 Mth %	Rk 36 Mth	Vol 36 Mth (%)	Neg Mths in 36	Primary Category
HM Ruby Fund LP	22.07	110	4.26	0	Others
Polo Crédito Privado FIM	17.85	173	1.03	0	Others
GS Allocation Dinamico FIM	15.23	250	1.31	0	Arbitrage
AJW Offshore II – Class A	14.41	287	2.63	0	Others
BRZ Long Short FI Multimercado	13.75	323	1.20	0	Long/Short Equities
GAP Institucional	13.48	341	1.50	0	Multi-Strategy
BRZ Crédito Privado FI Multimercado	12.34	405	0.68	0	Others
GS Allocation Hedge FIM	12.31	406	0.66	0	Arbitrage
BRZ Moderado	12.18	412	1.10	0	Multi-Strategy
CSHG DI Private	11.95	430	0.41	0	Fixed Income
CSHG DI	11.19	486	0.39	0	Fixed Income
Traded Policies Fund – GBP Institutional	8.60	663	0.54	0	Fixed Income
Traded Policies Fund – USD Institutional	8.28	683	0.52	0	Fixed Income
Traded Policies Fund – EUR Institutional	8.01	701	0.63	0	Fixed Income
Jericho All-Weather Opportunity Fund LP	17.00	194	2.26	1	Fixed Income
MG Secured Debt Fund	15.41	237	2.82	1	Fixed Income
Principia Hedge Plus FIM	14.56	280	2.05	1	Arbitrage
AJW Offshore II Ltd – Class B	14.29	292	2.66	1	Others
Lynx Fund I (Master Fund) Ltd	13.74	325	2.95	1	Fixed Income
NEO Multi Estrategia Fund	13.64	331	1.77	1	Multi-Strategy
AJW Qualified Partners II LLC – Class A	13.56	335	2.46	1	Others
AJW Qualified Partners II LLC – Class B	13.45	342	2.49	1	Others
Rio Arbitragem FIM	13.15	359	2.10	1	Multi-Strategy
Full Circle Partners LP	12.15	415	1.69	1	Fixed Income
KWK Partners LP	10.55	527	1.85	1	Arbitrage
Premium Capital Appreciation Fund	7.65	735	1.44	1	Fixed Income
Dexia Index Arbitrage	5.47	964	0.92	1	Event Driven
CMT Global Fund Limited	23.79	92	4.81	2	Multi-Strategy
Aviva Investors Alt Fds PCC G7 Fix Inc Fund – GBP	13.10	361	2.65	2	Fixed Income
AlphaBridge Fixed Income Fund Ltd	11.60	454	2.24	2	Fixed Income
Sector Average*	2.93	3812*	13.54	12.78	

*The number in the 'Rank' column against the Sector Average, represents the number of constituent funds in that index/average

Top funds by 36-month returns

Edge Investment Management Ltd	125.25	1	36.18	6	CTA/Managed Futures
Paulson Credit Opportunites LP	121.45	2	61.98	9	Distressed Debt
Paulson Credit Opportunites Ltd	120.96	3	61.96	9	Distressed Debt
Sparta Cíclico	105.04	4	54.24	12	Macro
Sparta Anti-Cíclico	65.03	5	52.98	15	Macro
Paulson Advantage Plus LP	64.72	6	26.45	8	Event Driven
Paulson Advantage Plus Ltd	63.44	7	25.86	8	Event Driven
Balestra Capital Partners LP	61.83	8	28.07	11	Macro
Quantitative Global Fund – 3x	61.27	9	32.26	11	CTA/Managed Futures
Paulson Partners Enhanced LP	48.22	10	20.92	7	Arbitrage
Paulson Enhanced Ltd – Class A	45.29	11	21.00	9	Arbitrage
Tulip Trend Fund – Class A EUR	44.78	12	26.84	12	CTA/Managed Futures
Tulip Trend Fund – Class C USD	44.20	13	26.92	12	CTA/Managed Futures
Hartzell Long/Short LLC	44.00	14	39.59	7	Long/Short Equities
Tulip Trend Fund – Class G CHF	42.96	15	26.71	12	CTA/Managed Futures
Paulson Advantage Ltd	41.87	16	17.60	9	Arbitrage
RAM Aggressive	41.81	17	36.96	14	CTA/Managed Futures
Paulson Advantage LP	41.60	18	17.41	8	Arbitrage
Forum Global Opportunities Fund Ltd	41.45	19	21.70	10	Macro
UG Hidden Dragon Balance Fund	40.15	20	26.27	10	Multi-Strategy
RAM Fund LLC	39.71	21	36.49	14	CTA/Managed Futures
OEI Mac Inc – Class A GBP	38.47	22	28.61	12	CTA/Managed Futures
Pinpoint China Fund	37.45	23	27.94	10	Long/Short Equities
Dragon Billion China Fund – Class A	37.31	24	17.22	12	Long/Short Equities
Element Capital Fund	37.06	25	12.76	7	Relative Value
Vegasoul Fund	35.77	26	13.25	9	CTA/Managed Futures
Blue Sky World LP	35.37	27	26.71	10	Macro
Phalanx Japan-AustralAsia Multi-Strategy Fund	35.13	28	18.84	6	Multi-Strategy
Singleton Fund LLC	35.08	29	24.93	10	Multi-Strategy
UG Hidden Dragon Undervalued Assets Fund	34.45	30	25.92	9	Others
Sector Average*	2.93	3812*	13.54	12.78	

Lowest 36-month volatility	Currency Class	HQ	36 Mth Vol (%)	Neg Mths in 36	Primary Category
CSHG DI	BRL	Brazil	0.39	0	Fixed Income
CSHG DI Private	BRL	Brazil	0.41	0	Fixed Income
Traded Policies Fund – USD Institutional	USD	UK	0.52	0	Fixed Income
Traded Policies Fund – GBP Institutional	GBP	UK	0.54	0	Fixed Income
Traded Policies Fund – EUR Institutional	EUR	UK	0.63	0	Fixed Income
GS Allocation Hedge FIM	BRL	Brazil	0.66	0	Arbitrage
BRZ Crédito Privado FI Multimercado	BRL	Brazil	0.68	0	Others
Dexia Double Alpha	EUR	Ireland	0.91	6	Long/Short Equities
SINOPIA Alt Fds – GI Bd MN 100 – CI G EUR	EUR	France	0.92	8	Fixed Income
SINOPIA Alt Fds – GI Bd MN 100 – CI I EUR	EUR	France	0.92	7	Fixed Income
Dexia Index Arbitrage	EUR	Ireland	0.92	1	Event Driven
Rivoli Conservative Fund	EUR	France	0.95	7	Fund of Funds
SINOPIA Alt Fds – GI Bd MN 100 – CI H USD	USD	France	0.96	12	Fixed Income
SINOPIA Alt Fds – GI Bd MN 100 – CI G USD	USD	France	0.97	12	Fixed Income
SINOPIA Alt Fds – GI Bd MN 100 – CI H GBP	GBP	France	0.99	5	Fixed Income
SINOPIA Alt Fds – GI Bd MN 100 – CI I GBP	GBP	France	1.00	5	Fixed Income
Polo Crédito Privado FIM	BRL	Brazil	1.03	0	Others
BRZ Moderado	BRL	Brazil	1.10	0	Multi-Strategy
BRZ Long Short FI Multimercado	BRL	Brazil	1.20	0	Long/Short Equities
GS Allocation Dinamico FIM	BRL	Brazil	1.31	0	Arbitrage
Premium Capital Appreciation Fund	USD	Nether Antilles	1.44	1	Fixed Income
GAP Institucional	BRL	Brazil	1.50	0	Multi-Strategy
Gain Capital Management	USD	US	1.55	24	CTA/Managed Futures
Full Circle Partners LP	USD	US	1.69	1	Fixed Income
Dexia Money + Multi-Strategies	EUR	France	1.74	10	Fund of Funds
NEO Multi Estrategia Fund	BRL	Brazil	1.77	1	Multi-Strategy
Capricorn fxST (Growth)	USD	Switzerland	1.80	21	CTA/Managed Futures
KWK Partners LP	USD	US	1.85	1	Arbitrage
Principia Hedge Plus FIM	BRL	Brazil	2.05	1	Arbitrage
Rio Arbitragem FIM	BRL	Brazil	2.10	1	Multi-Strategy
Sector Average*			13.54	12.78	

DISCLAIMER – EUREKAHEDGE

Intellectual property and copyrights in the data provided, in whole or in part, shall be held either by Eurekahedge or be subject to Eurekahedge's control or delegated authority to administer and provide. Any data forming part of the contents here may not be disseminated, recompiled, resold, copied or otherwise stored in any electronic system, fax, photocopy, server, hard-disk, hard-copy paper format or website without receiving the express written approval of Eurekahedge. Extracts may be made for the purposes of research or comment, or form part of an article so long as the source is acknowledged. Investment in the funds may be subject to marketing and investment regulations relating to qualified and/or accredited investors. Users should be aware of the restrictions relating to dissemination of data in whole or as part of other marketing activities within your jurisdiction and comply with applicable law. Your permitted use of the data shall be on the basis that you shall not look to Eurekahedge for loss or liability relating to your use of the data whether with reference to intellectual property, accuracy or any reason whatsoever. The data is provided on the basis of a matter of record only and are provided for information purposes only. The data does not, and should not be construed to, constitute an offer to sell or a solicitation of an offer to buy any of the shares, or other interest, in any fund or form the basis of any contract or commitment whatsoever, nor should it be treated as financial, professional or expert advice. Past performance is not indicative of future performance. The data is based on information and data received from the subjects of each and from other third-party sources and no guarantee of completeness or accuracy can be made, nor is any representation or warranty made in this regard. Eurekahedge will not be responsible for any liability resulting from loss pertaining to the use of the data.

All tables' hedge fund performance statistics are for period ending June 30, 2009 (data reported to July 27, 2009). All statistics at a glance are for period ending June 30, 2009 (data reported to July 27, 2009). All 36-month performance is annualised. * Please note the data in the Eurekahedge graphs and for the tables thereafter are based on 82.5% of the NAV returns for June 30, 2009, as at July 27, 2009. The positive- and negative-months columns show the number of gaining and losing months in the previous 12. Some fund names have been abbreviated for reasons of space, for example 'Ltd' or 'LLP' being removed from end of a fund's name. Similarly Dighton World Wide Fund (in CTA strategy) has 2X and 2X leveraged programs – please check with manager for full name/details of fund. The symbol ♠ represents the total number of funds (in each strategy) that report their performance data to Eurekahedge. To submit your fund's or funds' data to Eurekahedge contact Agnes Yea at agnes@eurekahedge.com.

