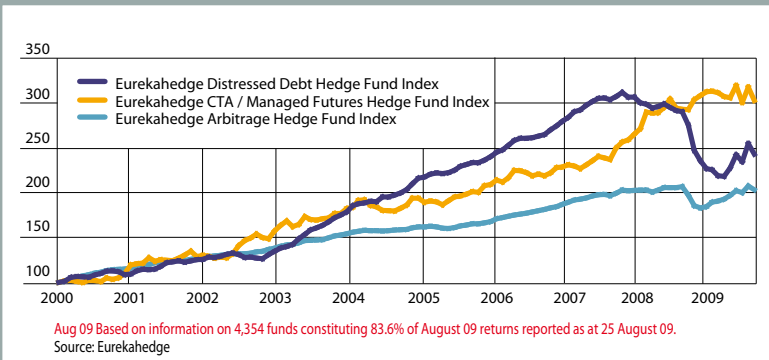


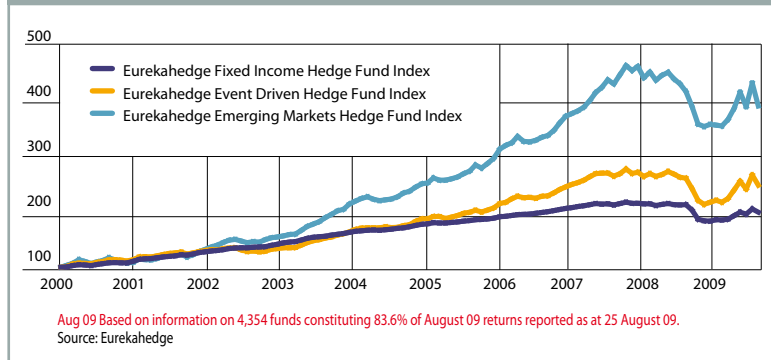
	Open/ Closed	HQ	% 3 mth	% 12 mth	Rk	% 36 mth*	Max draw	% High	% 12 mth	Pos mths
Arbitrage										
Investcorp Silverback Arbitrage Fund LLC	0	US	26.68	69.14	1	-26.07	0.00	32.36	9	
Investcorp Silverback Arbitrage Fund Ltd	0	US	26.47	65.96	2	-25.78	0.00	32.13	9	
Grunwald Fund LP	0	US	24.03	43.89	3	-4.99	-0.19	18.85	7	
Adhia Arbitrage Fund LP	0	US	11.19	43.63	4	17.29	-7.00	0.00	17.31	10
Andante Fund LP	0	US	29.13	40.44	5	17.21	-5.05	0.00	16.27	8
SPM Structured Servicing Holdings	0	US	21.37	39.74	6	30.70	-30.43	0.00	38.55	10
Nisswa Master Fund Ltd	0	US	24.49	38.00	7	19.54	-29.16	0.00	25.03	8
Nebo Investment Fund LP	0	US	2.48	37.04	8	21.86	-8.33	-2.96	9.53	10
MM Capital Select Fund LP	0	US	2.61	34.90	9		0.00	0.00	8.76	12
Akanthos Arbitrage Fund LP	0	US	34.21	34.16	10	8.67	-61.91	0.00	63.62	8
Barnegat Fund Ltd	0	US	11.71	34.13	11	10.40	-55.86	0.00	60.55	10
Research Affiliates Fundamental Index L/S LP	0	US	16.16	33.46	12	12.43	-25.67	0.00	22.02	7
Akanthos Arbitrage Fund Ltd	0	US	34.10	32.78	13	8.32	-62.06	0.00	63.36	8
Waterstone Market Neutral Fund LP	0	US	14.99	28.50	14	19.99	-17.57	0.00	24.05	9
Coast Value Fund I Ltd	0	US	3.56	27.40	15	16.11	-8.79	0.00	16.69	11
Centaur LowLev Arbitrage Fund Ltd - Class B	0	Bermuda	36.46	25.93	16	-3.19	-46.58	-14.38	28.99	9
Paulson Advantage LP	0	US	3.27	23.53	17	42.87	-3.02	0.00	8.82	9
Bay Hill Fund (Cayman) LP	0	US	-1.45	19.92	18		-3.21	-3.21	9.65	8
VCM Equity MN Segregated Portfolio	0	UK	3.70	19.15	19		-2.81	0.00	10.36	9
MKP Opportunity LP	0	US	0.51	19.01	20	20.92	-3.22	0.00	5.12	11
Anaxis Sabre Style Arbitrage Fund - EUR	0	Switz	5.83	18.70	21		-19.43	0.00	17.01	10
Anaxis Sabre Style Arbitrage Fund - USD	0	Switz	5.81	18.05	22		-19.27	0.00	16.54	9
Yield Strategies Fund II LP	0	US	22.33	17.03	23	6.70	-35.56	0.00	30.47	8
Whitebox Concentrated Conv Arb Fund LP	0	US	25.72	16.63	24	13.80	-42.25	0.00	40.33	9
The 1.2 Fund Ltd	0	BVI	4.00	16.63	25		0.00	0.00	0.22	12
Sector Average			6.14	6.39	151	7.04	-16.93	-4.80	14.90	8.03

	Open/ Closed	HQ	% 3 mth	% 12 mth	Rk	% 36 mth*	Max draw	% High	% 12 mth	Pos mths
Relative value										
Nisswa Fixed Income Fund Ltd	0	US	25.42	101.87	1		0.00	0.00	9.01	12
Element Capital Fund	0	US	9.36	84.33	2	44.04	-7.83	0.00	14.09	10
Victory Capital Series LLC S D - Abs Ret Cred Port O	0	US	10.50	52.94	3		0.00	0.00	6.02	12
BlueCrest Capital International Fund	0	UK	9.62	32.03	4	17.39	-4.83	0.00	9.39	9
Cedar Street Offshore Market Neutral Fund	0	US	3.93	31.12	5		-9.56	0.00	12.84	10
Brummer & Partners Nektar Hedge Fund	0	Sweden	7.24	22.38	6	15.56	-12.96	0.00	14.32	9
Attunga Agricultural Trading Fund	0	Australia	-3.21	19.77	7		-4.29	-4.29	10.93	10
Cadiz Tungsten	0	SA	2.40	19.46	8		-1.69	-0.53	4.94	10
Sector Healthcare Fund - NOK	0	Norway	0.89	17.23	9	14.01	-2.43	0.00	4.70	11
Parallax Fund LP	0	US	-2.30	16.98	10	22.35	-12.67	-6.10	17.59	8
Sector Healthcare Fund - USD	0	Norway	0.77	15.95	11	13.64	-2.63	0.00	4.97	11
JB Emerging Markets Hedge Fund - USD	0	UK	1.81	15.05	12	13.67	-6.53	0.00	11.02	9
JB Emerging Markets Hedge Fund - EUR	0	UK	1.87	14.60	13	12.90	-7.27	0.00	10.90	9
JB Emerging Markets Hedge Fund - CHF	0	UK	1.73	13.23	14	11.17	-7.49	0.00	10.93	9
The Somers Real Estate Opportunity Fund Ltd	0	Bermuda	3.09	12.83	15		0.00	0.00	0.13	12
Capula Global Rel Value Fund Share CI E - EUR	0	UK	3.88	12.53	16		-6.99	0.00	4.65	10
Q India Equity Fund Ltd	0	Mauritius	13.05	12.52	17	14.33	-57.10	-19.91	52.87	6
Capula Global Rel Value Fund Share CI C - USD	0	UK	3.87	12.44	18	14.37	-7.40	0.00	4.42	10
Richland Asia Absolute Return Fund	0	HK	3.86	12.25	19		-2.78	0.00	4.61	11
Capula Global Relative Value LP	0	UK	3.64	11.97	20	14.16	-7.42	0.00	4.43	10
Capula Global Rel Value Fund Share CI D - JPY	0	UK	3.73	11.45	21	11.77	-7.34	0.00	4.50	10
Capula Global Rel Value Trust Share CI D - JPY	0	UK	3.49	10.89	22	11.54	-7.36	0.00	4.51	10
CFB Convertibles Fund - Thailand Sub Fund	0	IoM	15.09	9.49	23	3.60	-39.97	-3.81	33.38	7
SPM Directional Mortgage Prepayment	0	US	22.68	9.22	24		-41.59	0.00	48.18	9
Regal Amazon Market Neutral Fund	0	Australia	18.24	9.16	25	16.50	-20.21	-2.88	15.07	6
Sector Average			6.71	2.75	96	5.51	-20.69	-8.81	18.16	7.72

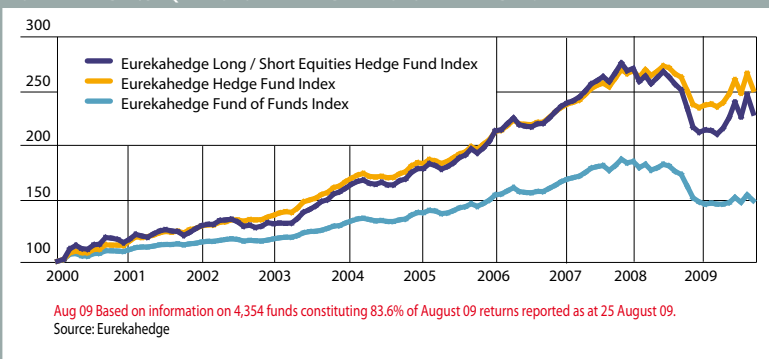
EUREKAHEDGE DIS DEBT vs EUREKAHEDGE CTA/MANAGED FUTURES HFI vs EUREKAHEDGE ARB HFI



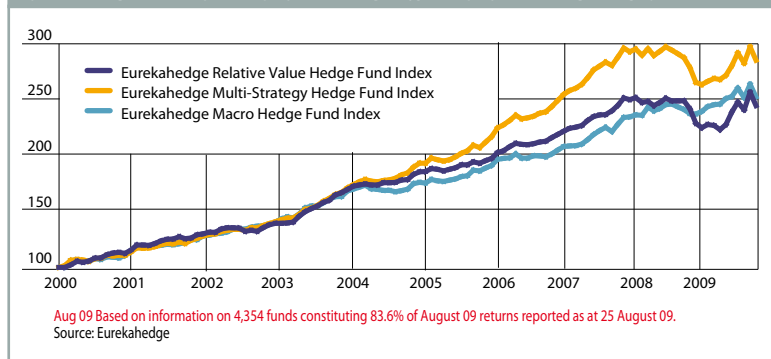
EUREKAHEDGE FIXED INCOME HFI vs EUREKAHEDGE EVENT DRIVEN HFI vs EUREKAHEDGE EM HFI



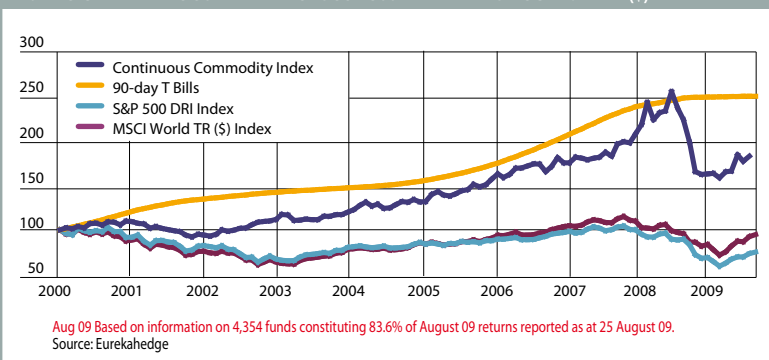
EUREKAHEDGE L/S EQ HFI vs EUREKAHEDGE HFI vs EUREKAHEDGE FOFI



EUREKAHEDGE REL VALUE HFI vs EUREKAHEDGE M/S HFI vs EUREKAHEDGE MACRO HFI



REUTERS CRB INDEX VS 90-DAY T BILLS vs S&P 500 DRI INDEX vs MSCI WORD TR (\$) INDEX



	Open/ Closed	HQ	% 3 mth	% 12 mth	Rk	% 36 mth*	Max draw down	% High water	12 mth vol %	Pos mths (of 12)
Distressed debt										
Paulson Credit Opportunites Ltd	O	US	7.96	24.70	1	125.13	-10.41	0.00	7.71	9
Paulson Credit Opportunites II Ltd	O	US	8.01	21.99	2		-10.05	0.00	6.48	9
Hildene Opportunities Fund LP	O	US	8.73	17.35	3		-2.20	0.00	6.73	9
Finisterre Sovereign Debt Fund	O	UK	9.11	16.14	4	9.86	-21.01	0.00	19.74	10
Wexford Offshore Credit Opportunities Fund	O	US	7.73	15.59	5	8.72	-12.55	0.00	16.21	6
PENN Distressed Fund LP	O	US	19.84	15.34	6	3.40	-44.28	-4.23	35.70	8
Brownstone Partners Catalyst Fund Ltd	O	US	1.51	4.14	7	8.52	-1.53	0.00	2.25	9
Waterfall Victoria Fund LP	O	US	1.79	2.69	8		-1.04	0.00	1.74	7
Waterfall Victoria Fund Ltd	O	US	1.72	1.66	9		-1.29	0.00	1.45	8
HSBC Distressed Opportunities Fund – USD	O	US	16.57	1.66	10	2.86	-28.27	-5.88	19.04	7
Solent Distressed Credit Fund – EUR	O	UK	6.40	1.28	11		-9.31	0.00	8.64	8
Solent Distressed Credit Fund – USD	O	UK	6.45	0.84	12		-9.94	0.00	8.78	8
Restoration Offshore Fund Ltd	O	US	-0.83	0.25	13	6.41	-7.67	-5.45	7.23	7
Restoration Partners LLC	O	US	-0.61	-0.64	14	6.03	-7.45	-5.38	6.73	7
Outrider Master Fund LP	O	US	21.85	-0.85	15	2.75	-32.19	-7.39	23.52	6
Wilfrid Aubrey Growth Fund LP	O	US	15.20	-3.44	16	-0.22	-39.02	-18.87	22.28	7
Wilfrid Aubrey International Ltd	O	US	15.33	-4.16	17	-0.61	-38.99	-19.38	22.04	7
KDC Distressed & High Income Securities Fund	O	US	0.75	-4.30	18	0.24	-15.92	-4.30	11.52	7
Greylock Global Opportunity Fund	O	US	24.83	-5.47	19	-0.06	-40.97	-10.68	32.21	8
KDC Offshore Distressed & HI Securities Fund	O	US	2.47	-10.02	20	-1.41	-23.71	-10.02	15.93	8
Waterfall Eden Fund LP	O	US	0.50	-12.92	21	-4.62	-21.21	-20.81	6.21	4
Waterfall Eden Fund Ltd	O	US	0.58	-14.63	22	-5.01	-23.17	-22.73	6.99	5
ASM Asia Recovery Fund	C	HK	0.80	-15.56	23	-2.14	-26.81	-25.63	7.21	3
LC Capital Offshore Fund Ltd	O	US	7.07	-15.73	24	-4.18	-34.45	-21.38	19.24	7
Longacre Capital Partners (QP) LP	O	US	1.89	-15.77	25	-3.71	-26.61	-23.76	10.07	5
Sector Average			7.98	-7.82	57	4.81	-23.94	-14.05	16.50	6.47

Event-driven

Cumulus Energy Fund	O	UK	11.70	95.23	1		-41.28	0.00	25.98	11
Polo Fund	C	Cayman	37.45	90.29	2	30.79	-21.53	0.00	43.25	9
Polo FIA	C	Brazil	19.82	66.24	3	33.70	-16.09	0.00	25.04	10
Polo Norte FIM	O	Brazil	11.69	41.02	4	23.33	-4.91	0.00	11.94	10
HDH Master Fund – Class C	C	Sing	14.92	39.33	5		-31.34	0.00	23.14	10
Richland Emerging Opportunities Fund	O	HK	8.39	38.66	6		-54.74	-8.59	43.99	8
Paulson Advantage Plus Ltd	O	US	4.92	37.41	7	65.61	-4.86	0.00	13.28	9
Andromeda Global Credit Fund Ltd	O	US	31.21	37.38	8	13.34	-40.73	0.00	37.83	9
Paulson Advantage Plus LP	O	US	4.90	37.37	9	67.09	-4.88	0.00	13.28	9
AUK Capital Partners LP	O	US	31.89	36.63	10	9.40	-80.40	-14.82	143.67	6
Helium Special Situations Fund – GBP	O	Switz	8.59	26.64	11	11.42	-58.87	-26.45	39.01	8
Lazard Rathmore Fund Ltd	O	US	16.30	25.66	12		-16.25	0.00	18.56	9
Simplex Value Up Trust – USD Unhedged	O	Japan	14.25	22.01	13		-19.14	0.00	21.68	9
ECF Value Fund II LP	O	US	20.50	19.51	14	11.54	-43.35	0.00	49.30	7
NATIXIS Constellation – Europe Events CI I EUR	O	France	3.91	19.48	15	11.36	-4.56	0.00	7.12	9
ECF Value Fund I LP	C	US	20.52	19.05	16	11.38	-43.48	0.00	49.29	7
AQR Diversified Opportunities Fund	O	US	9.11	18.81	17		-6.54	0.00	8.98	9
Forum Absolute Return Fund Ltd	O	US	5.39	18.27	18	11.72	-13.38	-3.96	14.77	7
ECF Value Fund International Ltd	O	US	20.01	17.60	19	10.48	-43.83	0.00	49.36	7
Owl Creek Overseas Fund II Ltd	O	US	8.71	15.83	20	15.79	-20.24	-2.85	17.57	7
Wexford Credit Opportunities Fund LP	O	US	7.62	15.29	21	8.64	-12.62	0.00	16.18	6
Omni Global Fund	O	Switz	3.40	15.17	22		-4.53	0.00	5.24	10
King Street Capital Ltd	C	US	4.37	14.12	23	13.91	-4.18	0.00	5.12	11
Owl Creek II LP	O	US	6.56	13.95	24	15.42	-17.84	-1.82	15.98	7
Twin Securities LP	O	US	2.37	13.71	25	11.42	-36.71	-0.24	6.43	8
Sector Average			7.84	3.27	123	5.23	-27.32	-12.26	22.85	7.28

	Open/ Closed	HQ	% 3 mth	% 12 mth	Rk	% 36 mth*	Max draw down	% High water	12 mth vol %	Pos mths (of 12)
Fixed income										
Rimrock High Income PLUS Fund LP	O	US	9.49	34.47	1	20.79	-11.65	0.00	25.99	8
Singletery Mortgage Fund LLC – Class B	O	US	18.27	33.95	2	18.28	-15.44	0.00	20.71	7
Goldstein Capital Managed Bond Portfolio LP	O	US	9.39	30.79	3	8.92	-22.24	0.00	21.21	10
The Asgard Fixed Income Fund I (EUR)	C	Denmark	15.75	30.36	4	15.21	-10.40	0.00	15.41	9
Dromeus Global Opportunities Fund	O	Greece	10.95	29.54	5		-5.81	0.00	11.34	9
Stratton Street PCC Renminbi Bond Fund – EUR	O	UK	4.46	29.06	6		-14.90	0.00	17.42	9
Lynx Fund I (Master Fund) Ltd	O	US	8.43	25.28	7	16.08	-3.05	0.00	3.71	12
Centaur Credit Select Fund LLC	O	US	13.22	25.04	8	15.80	-9.82	0.00	13.75	9
Midway Market Neutral Fund LLC	O	US	16.74	24.95	9	19.29	-24.93	0.00	27.20	9
Prologue Fund LP – Class B EUR	O	UK	1.76	24.91	10	12.69	-1.71	-0.56	5.08	11
Tandem Global Emerging Markets Unit Trust	O	US	3.43	24.65	11		-28.24	-0.77	44.20	7
Prologue Fund LP – Class A USD	O	UK	1.72	24.11	12	12.80	-1.59	-0.57	4.98	11
Marathon High Yield Program	O	US	8.10	23.21	13	10.08	-1.82	0.00	8.66	10
Tandem Global Emerging Markets Fd (Cayman)	O	US	3.36	22.17	14		-28.02	-0.81	43.23	7
Pamplona Credit Opportunities Fund	O	UK	12.15	21.50	15		-2.39	0.00	8.93	10
Liontrust Credit Fund – EUR Class	O	UK	15.62	21.19	16	10.59	-12.34	0.00	11.79	8
Stratton Street PCC Renminbi Bond Fd – YEN	O	UK	4.16	19.95	17		-12.51	0.00	16.37	8
MKP Opportunity Offshore Ltd	O	US	0.51	19.00	18	20.92	-3.21	0.00	5.12	11
LGIM High Yield Alpha Fund	O	Ireland	3.08	18.15	19	3.40	-18.72	-2.99	4.51	10
Tribridge AF1 Fund	O	HK	8.40	17.90	20	10.87	-1.76	0.00	3.88	12
Stratton Street PCC Renminbi Bond Fund – USD	O	UK	4.69	17.17	21		-13.34	0.00	17.97	7
New Stream Energy Solutions LLC	O	US	3.63	16.86	22	23.95	0.00	0.00	1.45	12
JB Global Rates Hedge Fund – GBP	O	UK	1.73	16.61	23	16.57	-6.79	-0.67	8.81	9
MKP Credit LP	O	US	4.15	16.47	24	13.18	-8.38	0.00	3.67	11
MKP Credit Offshore Ltd	O	US	4.15	16.45	25	13.18	-8.37	0.00	3.68	11
Sector Average			5.62	3.03	165	5.16	-15.00	-6.41	14.02	8.02

Funds of funds

HI Varendog CTA Hedge	O	Germany	-0.85	43.50	1	18.73	-3.63	-1.45	22.24	6
MHW Harvest Fund LP	O	US	0.71	43.41	2		-2.17	-2.17	12.21	9
ACL Alternative Fund GBP Share Class B	O	Ireland	0.86	30.70	3	17.49	-9.86	-1.34	14.90	8
ACL Alternative Fund Euro Share Class A	O	Ireland	1.42	29.98	4	16.49	-9.89	-0.80	15.34	8
Claritas Fund of Funds Latam	O	UK	11.02	29.74	5		-7.25	0.00	15.14	10
ACL Alternative Fund USD Share Class A	O	Ireland	1.23	28.03	6	17.02	-17.77	-1.08	14.61	8
ACL Alternative Fund USD Share Class B	O	Ireland	-1.55	23.71	7	16.28	-9.68	-3.88	15.29	8
Quantitative Fund 3x	O	US	0.95	22.25	8		-8.36	-0.53	12.85	8
Pinnacle Natural Resources LP	O	US	1.06	22.23	9	12.37	-15.70	0.00	7.80	9
Signet Global Equity Fund – Gold USD I	O	UK	1.05	21.18	10	18.76	-27.67	-2.98	20.71	8
AAA Allocation FIC FIM	O	Brazil	6.02	20.41	11	13.96	-6.42	0.00	8.02	10
CS-Pentium Natural Resources Fund	O	France	2.30	20.35	12	14.38	-5.70	0.00	9.32	10
Pentium Quantitative Master Fund	O	France	3.06	19.33	13	23.61	-9.17	0.00	14.99	6
AAA Açoes FIC FIA	O	Brazil	14.31	18.88	14	21.42	-35.51	0.00	32.53	10
Oriental	O	Sing	-3.97	18.74	15	16.72	-17.21	-3.97	12.82	8
Benchmark Plus Large Cap Bear + Alpha Fund LP	O	US	-7.10	18.33	16	7.58	-23.29	-20.99	27.23	6
AllBlue Fund	O	UK	5.26	17.94	17	13.37	-4.52	0.00	2.94	11
South African Strat Spec Inv HFI – Market Neutral	O	SA	3.58	16.16	18	8.61	-11.26	0.00	1.40	12
BBM Allocation FIC FIM	O	Brazil	3.99	15.40	19	12.05	-3.55	0.00	5.03	10
Sector Polaris Fund – NOK	O	Norway	2.10	15.03	20	7.84	-7.52	0.00	8.20	9
Safdie Latam Fund (USD)	O	Brazil	12.17	14.63	21	10.29	-24.86	0.00	22.23	8
Cedar Diversified Macro Fund – EUR	O	Austria	0.59	14.15	22		-13.26	0.00	8.72	10
Sector Polaris Fund – USD	O	Norway	2.13	13.68	23	7.65	-8.86	0.00	8.75	8
Brummer Multi-Strategy 2xL	O	Sweden	2.04	13.49	24	14.96	-7.68	0.00	6.86	8
South African Strat Spec Inv HFI – Fixed Interest	O	SA	2.00	13.27	25	11.11	-1.97	0.00	2.50	12
Sector Average			2.52	-7.87	1450	0.47	-21.48	-15.13	11.35	6.18



	Open/ Closed	HQ	% 3 mth	% 12 mth	Rk	36 mth*	Max draw	% High	12 mth	Pos mths
Global macro										
Marketfield Fund	O	US	8.34	139.14	1		-1.87	0.00	12.25	11
Texel Macro Fund	O	Switz	-11.06	94.91	2		-35.81	-15.16	53.61	8
Kohinoor Series Two Fund	O	UK	-1.16	51.45	3	21.79	-17.44	-1.16	20.26	8
CAAM Invest VAR 20 EUR	O	UK	34.02	49.94	4	8.67	-47.73	0.00	43.93	8
Blue Sky World LP	O	Australia	3.56	47.26	5	35.84	-25.73	-4.21	16.89	9
Sibilla Capital Ltd – Global Class	O	US	32.25	42.79	6		-7.78	0.00	21.56	8
Omega Macro Fund	O	UK	-1.71	42.52	7		-4.11	-1.71	23.68	9
Omega Macro Fund – Class A GBP	C	UK	-2.17	40.56	8	10.09	-31.13	-9.97	51.19	6
Omega Macro Fund – Class B GBP	O	UK	-2.40	39.62	9		-31.97	-10.57	51.79	6
Omega Macro Fund – Class A EUR	C	UK	-2.17	38.48	10	8.26	-31.94	-10.22	51.51	6
Omega Macro Fund – Class B EUR	O	UK	-2.43	36.85	11		-32.12	-10.70	51.16	6
Omega Return Fund – JPY	O	UK	9.57	36.61	12	1.67	-32.39	-4.11	17.78	8
Capital Partners LP	O	US	-3.40	36.09	13	61.47	-35.80	-3.40	15.21	9
Omega Macro Fund – Class A USD	C	UK	-2.26	36.07	14	8.24	-31.98	-10.22	48.86	6
Omega Macro Trading Fund Ltd	O	US	-12.77	35.62	15	19.32	-18.69	-18.69	36.26	6
Pivot Global Value Fund	O	Bermuda	-4.39	35.02	16	32.37	-5.01	-4.39	14.67	8
Quest Absoluto FIM	O	Brazil	2.81	33.73	17		-11.56	0.00	5.85	11
The Eclectica Fund – Class B USD	O	UK	-2.48	32.92	18		-32.37	-10.87	49.11	5
The Capital Hedge Fund Ltd	O	US	-9.04	32.54	19	15.47	-11.68	-9.04	21.12	7
Camomille Global Opportunities Fund (CHF)	O	UK	2.05	31.28	20	24.06	-28.93	0.00	22.63	7
Fitzpatricks Access SRA Fund – SRA 16	O	Australia	0.76	30.97	21		-12.05	-6.35	21.41	7
JK Absolute Return Fund – EUR	O	UK	11.08	30.22	22	1.97	-26.20	-1.82	13.99	8
Graham Global Invest Fd – Prop Matrix Port	O	US	3.01	29.95	23	16.83	-15.72	0.00	9.63	10
CAAM Invest VAR 20 USD	O	UK	24.35	29.92	24	6.04	-39.11	0.00	31.11	8
Aviva Investors Global Macro Fd – Tranche 1 GBP	O	UK	2.03	28.61	25		-9.63	-0.86	7.89	10
Sector Average			1.29	10.24	169	10.12	-18.60	-8.50	15.72	6.83

	Open/ Closed	HQ	% 3 mth	% 12 mth	Rk	36 mth*	Max draw	% High	12 mth	Pos mths
Long/short equity hedge										
Golden Hind Fund LP	O	Canada	10.07	97.80	1	57.41	-21.16	0.00	35.92	10
Apex North Asia Fund	O	US	10.66	86.51	2		-6.22	-0.50	15.08	10
Hartzell Long/Short LLC	O	US	6.23	80.60	3	43.46	-33.90	0.00	55.65	10
Xanthos Investment Partners – Multi-Strategy	O	Gibraltar	6.93	78.25	4	32.62	-14.11	0.00	26.03	9
China Dragon Engine Fund	O	HK	19.40	74.99	5	28.58	-60.22	-26.29	39.02	9
Vision Finance China Ocean Fund	O	China	19.42	69.18	6		-60.88	-2.99	60.01	8
GAM Greater China Equity Hedge USD O	O	UK	10.87	67.46	7	33.72	-45.40	-6.09	40.61	6
Wall Street Capital Partners LP	O	US	27.85	66.45	8	15.86	-41.35	0.00	39.90	9
Financial Stocks LP	O	US	29.47	63.52	9	15.52	-69.93	0.00	28.68	8
APS Asia-Pacific Hedge Fund	O	Sing	18.25	55.18	10	2.36	-51.03	-2.35	31.18	9
Henderson Asia Pacific Select Abs Ret Fd – USD	O	UK	4.34	53.66	11		-3.74	-3.74	13.80	10
Game Creek Fund	O	US	3.86	52.77	12		-20.12	-0.06	19.97	8
Golden China Fund	O	HK	31.85	50.58	13	34.06	-64.65	-18.41	50.48	8
Odey European Inc (USD)	O	UK	8.92	50.15	14	35.94	-10.92	0.00	30.40	7
Odey European Inc (EUR)	O	UK	8.80	49.37	15	34.74	-50.64	0.00	30.35	7
Broadwalk Select Services Fund Ltd	O	UK	18.02	48.98	16		-3.45	0.00	18.80	10
Odey European Inc (GBP)	O	UK	8.66	48.91	17	36.00	-10.14	0.00	29.71	7
Marketpsys Long-Short Fund LP	O	US	-4.99	47.51	18		-6.70	-4.99	22.80	7
Central Square Capital LP	O	US	3.05	46.95	19		-3.98	0.00	16.81	10
BTR Global Energy Fund	O	Canada	28.81	46.85	20	18.67	-56.55	0.00	50.54	8
Nezu Cayman Fund	O	HK	-0.36	46.75	21	13.15	-45.83	-20.31	26.37	8
Pure Heart China Growth Investment Fund	O	HK	28.46	46.63	22	29.93	-23.44	0.00	31.29	7
LBN China+ Opportunity Fund	O	HK	8.15	45.93	23		-20.45	-5.65	16.88	9
Rising ABH Growth Fund	O	Cayman	14.78	45.01	24		-50.90	-14.47	33.03	8
Senvest Partners Ltd	O	US	65.34	43.92	25	11.24	-70.55	0.00	80.37	7
Sector Average			4.60	0.70	1301	4.05	-27.13	-14.70	19.69	6.67

	Open/ Closed	HQ	% 3 mth	% 12 mth	Rk	36 mth*	Max draw	% High	12 mth	Pos mths
CTA/Managed futures										
The Institutional Investment Program	O	US	-49.98	298.86	1		-56.82	-49.98	360.43	6
E-mini S&P500 Index Program	O	US	3.86	120.26	2		-11.63	-8.21	82.70	6
Global Wealth Class B	O	US	-2.42	118.63	3		-49.72	-2.42	57.64	8
The 3% Return Per Quarter Program	O	US	-41.11	108.66	4	22.12	-60.92	-41.11	231.61	6
Global Futures 2X	O	US	10.35	92.61	5		-31.98	-23.09	60.15	8
Triad Trading Fund LP	O	US	15.01	79.31	6	24.89	-33.59	0.00	17.49	11
Qbasis Futures Fund – Class A	O	Cayman	-11.43	74.17	7		-13.91	-11.43	60.34	6
OEI Mac Inc – Class B GBP	O	UK	8.29	73.43	8		-22.71	0.00	47.61	8
Mulvaney Global Markets Fund Ltd	O	UK	2.75	72.01	9	15.88	-41.28	-7.42	48.39	6
Monterosso Fund I LP	O	US	-2.05	67.75	10		-5.14	-2.07	18.85	9
Drury Diversified Fund LP	O	USVI	9.35	67.67	11	26.06	-29.86	0.00	25.40	8
Drury Offshore Diversified Fund Ltd	O	Cayman	9.45	60.91	12	20.65	-30.06	0.00	22.10	9
Quantitative Global Fund – 3x	O	US	5.34	59.42	13	61.49	-22.36	0.00	27.18	8
Parizek Futures Program	O	US	-1.91	57.46	14	35.20	-46.07	-9.36	42.03	7
Quickpool LP	O	US	10.18	55.57	15	22.68	-26.29	-4.51	32.38	10
OEI Mac Inc – Class USD	O	UK	9.31	55.16	16	44.45	-40.73	0.00	46.02	7
Vision Capital Partners LP	O	US	16.11	54.58	17	15.26	-66.30	-38.60	49.20	7
OEI Mac Inc – Class A GBP	O	UK	9.10	53.98	18	44.48	-22.82	0.00	46.13	7
TAMI Macro Trading Program	O	US	-2.03	51.41	19	22.68	-24.56	-2.03	35.29	8
Villano Capital Management Global Div Prog	O	US	-5.29	49.85	20	20.65	-24.56	-22.89	44.90	6
Numbers GDF Program	O	France	5.32	46.12	21		-6.26	0.00	16.32	9
The Roy Funds Syst Eq Indices Large-Cap Prog	O	US	-5.66	45.73	22	8.75	-25.92	-10.22	24.70	5
AlphaAlgo	O	Switz	-2.18	43.88	23		-18.72	-3.10	58.09	4
Turning Wheel Max Alpha	O	US	8.82	43.44	24		-22.98	-5.70	32.62	9
D'Best Futures Fund LP	O	US	-9.38	43.07	25	26.27	-52.06	-11.89	36.34	8
Sector Average			-1.73	5.91	440	9.66	-23.36	-13.50	19.99	6.21

	Open/ Closed	HQ	% 3 mth	% 12 mth	Rk	36 mth*	Max draw	% High	12 mth	Pos mths
Multi-strategy										
Black Pearl Global Opportunity Fund	O	Cayman	-1.75	601.89	1		-69.88	-2.42	374.48	7
The Vallea Fund	O	Switz	18.46	115.58	2		-0.80	0.00	24.30	10
Phalanx Japan-AustralAsia Multi-Strat Fund	O	US	10.30	76.53	3	37.13	-30.13	0.00	8.19	12
PBK Capital Partners LP	O	US	-3.19	70.54	4		-45.69	-14.91	34.97	10
PEAK6 Performance Fund LLC	O	US	4.60	45.52	5	24.76	-5.81	0.00	10.73	10
DUNN Combined Fund LLC	O	US	-9.33	42.35	6	9.57	-69.61	-29.10	33.80	8
The Kawa Fund Limited	O	US	8.86	34.58	7		-2.20	0.00	6.99	11
Actively Managed Allocation Strategy	O	US	17.72	34.23	8	17.05	-10.09	0.00	12.56	8
The Kawa Onshore Feeder Fund LLC	O	US	8.79	33.75	9		-2.20	0.00	6.85	11
JHL Capital Group Fund LLC – Class B	O	US	6.02	30.08	10	18.63	-4.16	0.00	6.86	10
Trophy LV Fund	O	HK	12.20	30.02	11		-44.30	-6.00	32.86	8
Graham Global Invest Fund II – Prop Matx Port	O	US	3.01	29.95	12	16.83	-15.72	0.00	9.63	10
Hudson Bay Fund LP	O	US	8.83	28.83	13	15.31	-3.53	0.00	8.97	10
LH China Opportunities Fund	O	HK	4.20	28.77	14		-15.70	-4.69	13.89	9
JHL Capital Group Fund LLC – Class A	O	US	5.75	28.53	15	17.53	-4.16	0.00	6.68	10
Wexford Global Strategies Fund LP	O	US	5.87	27.85	16		-7.31	0.00	9.18	10
DUNN's Insurance Dedicated Futures Fund	O	US	-10.41	27.09	17	18.39	-23.11	-13.46	30.40	8
Baring Asia Strategic Fund	O	UK	6.10	26.87	18		-14.29	-3.02	13.54	8
LH Asian Arbitrage Fund	O	HK	12.01	25.76	19	17.54	-17.64	-1.17	13.74	9
Segantii Asia-Pacific Eq Multi-Strat Fund	NULL	HK	4.66	25.67	20		-0.80	-0.77	6.35	10
CMT Global Fund Limited	O	US	2.05	25.36	21	23.65	-0.74	0.00	4.86	12
Graham Global Inv Fund II – Discretionary Port	O	US	3.44	25.05	22	7.01	-14.82	0.00	4.15	12
Hudson Bay Overseas Fund	O	US	8.22	24.15	23	13.33	-3.92	0.00	8.81	10
DV01 Mechelle Pty	O	Australia	17.90	23.80	24	18.51	-28.88	0.00	18.94	7
Henderson Asia Pacific Eq Multi-Strat Fd – USD	O	UK	3.13	23.12	25		-21.82	-0.49	13.97	9
Sector Average			3.69	7.78	282	8.52	-19.94	-8.87	17.03	7.84



STATISTICS AT A GLANCE

Funds by fewest negative months (Currency, HQ)	36 Mth %	Rk 36 Mth	Vol 36 Mth (%)	Neg Mths in 36	Primary Category
New Stream Energy Solutions LLC	23.95	91	4.68	0	Fixed Income
Polo Crédito Privado FIM	19.41	162	1.77	0	Others
Lynx Fund I (Master Fund) Ltd	16.08	267	3.26	0	Fixed Income
Maxima High Yield	14.67	345	2.01	0	Multi-Strategy
GS Allocation Dinamico FIM	14.47	357	1.40	0	Arbitrage
Santa Fe Aquarius	13.73	411	1.50	0	Arbitrage
SDA Hedge FIM	13.09	449	1.25	0	Multi-Strategy
GAP Institucional	12.88	462	1.48	0	Multi-Strategy
Mellon Target FI Multimercado	12.57	487	1.13	0	Multi-Strategy
Maxima Plus	12.36	498	0.51	0	Fixed Income
Caritas Royalties Fund II (Bermuda) Ltd	12.23	509	1.13	0	Others
Green Mountain Exclusive Fund LLC	12.16	514	1.45	0	Fixed Income
GS Allocation Hedge FIM	11.79	536	0.72	0	Arbitrage
Caritas Royalties Fund (Bermuda) Ltd	11.63	549	1.17	0	Others
CSHG DI Private	11.58	554	0.38	0	Fixed Income
Mellon Referenciado DI Longo Prazo	11.30	582	0.40	0	Fixed Income
Mellon Cash FI Curto Prazo	11.29	585	0.40	0	Fixed Income
CSHG DI	10.84	625	0.37	0	Fixed Income
W Financial Fund LP	10.26	660	0.83	0	Others
Traded Policies Fund – GBP Institutional	8.71	798	0.52	0	Fixed Income
Traded Policies Fund – EUR Institutional	8.13	875	0.62	0	Fixed Income
Centaur LowLev Arbitrage Fund Ltd – Class C	6.11	1098	0.59	0	Arbitrage
LH Asian Trade Finance Fund Limited	5.86	1129	0.53	0	Others
Centurion Credit Group LLC	16.59	249	2.21	1	Others
MG Secured Debt Fund	13.96	397	2.87	1	Fixed Income
NEO Multi Estrategia Fund	13.42	425	1.75	1	Multi-Strategy
Securis I Fund	13.11	447	1.79	1	Others
Rain Arbitragem FIM	12.96	452	2.09	1	Multi-Strategy
Mellon Hedge FI Multimercado	12.96	453	1.96	1	Multi-Strategy
AJW Offshore II Ltd – Class A	12.90	461	3.15	1	Others
Sector Average*	3.78	4354*	13.67	12.10	

*The number in the 'Rank' column against the Sector Average, represents the number of constituent funds in that index/average

Top funds by 36-month returns

Paulson Credit Opportunites LP	125.59	1	61.78	8	Distressed Debt
Sparta Cíclico	100.91	2	54.25	13	Macro
SYW LP	82.22	3	50.80	9	Long/Short Equities
Paulson Advantage Plus LP	67.09	4	26.33	8	Event Driven
Sparta Anti-Cíclico	65.98	5	52.32	15	Macro
Paulson Advantage Plus Ltd	65.61	6	25.75	8	Event Driven
Quantitative Global Fund – 3x	61.49	7	32.17	10	CTA/Managed Futures
Balestra Capital Partners LP	61.47	8	28.06	11	Macro
Golden Hind Fund LP	57.41	9	26.79	6	Long/Short Equities
Liquid Capital Fund LP	55.24	10	306.69	7	CTA/Managed Futures
RAM Aggressive	48.53	11	36.32	13	CTA/Managed Futures
RAM Fund LLC	46.34	12	35.84	13	CTA/Managed Futures
TUSK Russia Special Opportunities Fund	45.86	13	28.25	11	Long/Short Equities
Paulson Partners Enhanced LP	45.75	14	21.12	8	Arbitrage
Paulson Enhanced Ltd – Common Shares	45.10	15	20.93	9	Arbitrage
OEI Mac Inc – Class A GBP	44.48	16	28.63	11	CTA/Managed Futures
Element Capital Fund	44.04	17	12.69	5	Relative Value
Hartzell Long/Short LLC	43.46	18	34.78	6	Long/Short Equities
Paulson Advantage Ltd	43.05	19	17.53	9	Arbitrage
Dragon Billion China Fund – Class A	40.18	20	17.25	12	Long/Short Equities
Maoming Fund	40.00	21	29.20	14	Long/Short Equities
Forum Global Opportunities Fund Ltd	39.05	22	22.14	11	Macro
Pinpoint China Fund	37.48	23	27.82	10	Long/Short Equities
Phalanx Japan-AustralAsia Multi-Strategy Fund	37.13	24	18.82	6	Multi-Strategy
Vegasoul Fund	36.22	25	13.07	8	CTA/Managed Futures
China Alpha II Fund Limited	36.18	26	34.88	11	Long/Short Equities
Odey European Inc (GBP)	36.00	27	19.46	11	Long/Short Equities
Blue Sky World LP	35.84	28	26.82	10	Macro
Parizek Futures Program	35.20	29	30.00	14	CTA/Managed Futures
Pentagram Offshore Fund Ltd	35.17	30	23.32	12	Macro
Sector Average*	3.78	4354*	13.67	12.10	

Lowest 36-month volatility	Currency Class	HQ	36 Mth Vol (%)	Neg Mths in 36	Primary Category
CSHG DI	BRL	Brazil	0.37	0	Fixed Income
CSHG DI Private	BRL	Brazil	0.38	0	Fixed Income
Mellon Referenciado DI Longo Prazo	BRL	Brazil	0.40	0	Fixed Income
Mellon Cash FI Curto Prazo	BRL	Brazil	0.40	0	Fixed Income
Maxima Plus	BRL	Brazil	0.51	0	Fixed Income
Traded Policies Fund – GBP Institutional	GBP	UK	0.52	0	Fixed Income
Traded Policies Fund – USD Institutional	USD	UK	0.52	0	Fixed Income
LH Asian Trade Finance Fund Limited	USD	Singapore	0.53	0	Others
Centaur LowLev Arbitrage Fund – Class C	USD	Bermuda	0.59	0	Arbitrage
Traded Policies Fund – EUR Institutional	EUR	UK	0.62	0	Fixed Income
GS Allocation Hedge FIM	BRL	Brazil	0.72	0	Arbitrage
W Financial Fund LP	USD	US	0.83	0	Others
SINOPIA Alt Fds – Gbl Bd MN 100 – CI G EUR	EUR	France	0.86	7	Fixed Income
SINOPIA Alt Fds – Gbl Bd MN 100 – CI H USD	USD	France	0.92	11	Fixed Income
Rivoli Conservative Fund	EUR	France	0.92	6	Fund of Funds
SINOPIA Alt Fds – Gbl Bd MN 100 – CI G USD	USD	France	0.92	11	Fixed Income
SINOPIA Alt Fds – Gbl Bd MN 100 – CI H GBP	GBP	France	0.96	4	Fixed Income
Dexia Index Arbitrage	EUR	Ireland	0.98	2	Event Driven
Dexia Double Alpha	EUR	Ireland	1.00	7	Long/Short Equities
Caritas Royalties Fund II (Bermuda) Ltd	USD	Bermuda	1.13	0	Others
Mellon Target FI Multimercado	BRL	Brazil	1.13	0	Multi-Strategy
Caritas Royalties Fund (Bermuda) Ltd	USD	Bermuda	1.17	0	Others
SDA Hedge FIM	BRL	Brazil	1.25	0	Multi-Strategy
GS Allocation Dinamico FIM	BRL	Brazil	1.40	0	Arbitrage
Green Mountain Exclusive Fund LLC	USD	US	1.45	0	Fixed Income
GAP Institucional	BRL	Brazil	1.48	0	Multi-Strategy
Santa Fe Aquarius	BRL	Brazil	1.50	0	Arbitrage
Gain Capital Management	USD	US	1.55	23	CTA/Managed Futures
Dexia Money + Multi-Strategies	EUR	France	1.73	9	Fund of Funds
NEO Multi Estrategia Fund	BRL	Brazil	1.75	1	Multi-Strategy
Sector Average*			13.67	12.10	

DISCLAIMER – EUREKAHEDGE

Intellectual property and copyrights in the data provided, in whole or in part, shall be held either by Eurekahedge or be subject to Eurekahedge's control or delegated authority to administer and provide. Any data forming part of the contents here may not be disseminated, recompiled, resold, copied or otherwise stored in any electronic system, fax, photocopy, server, hard-disk, hard-copy paper format or website without receiving the express written approval of Eurekahedge. Extracts may be made for the purposes of research or comment, or form part of an article so long as the source is acknowledged. Investment in the funds may be subject to marketing and investment regulations relating to qualified and/or accredited investors. Users should be aware of the restrictions relating to dissemination of data in whole or as part of other marketing activities within your jurisdiction and comply with applicable law. Your permitted use of the data shall be on the basis that you shall not look to Eurekahedge for loss or liability relating to your use of the data whether with reference to intellectual property, accuracy or any reason whatsoever. The data is provided on the basis of a matter of record only and are provided for information purposes only. The data does not, and should not be construed to, constitute an offer to sell or a solicitation of an offer to buy any of the shares, or other interest, in any fund or form the basis of any contract or commitment whatsoever, nor should it be treated as financial, professional or expert advice. Past performance is not indicative of future performance. The data is based on information and data received from the subjects of each and from other third-party sources and no guarantee of completeness or accuracy can be made, nor is any representation or warranty made in this regard. Eurekahedge will not be responsible for any liability resulting from loss pertaining to the use of the data.

All tables' hedge fund performance statistics are for period ending August 31, 2009 (data reported to September 25, 2009). All statistics at a glance are for period ending August 31, 2009 (data reported to September 25, 2009). All 36-month performance is annualised. * Please note the data in the Eurekahedge graphs and for the tables thereafter are based on 83.6% of the NAV returns for August 31, 2009, as at September 25, 2009. The positive- and negative-months columns show the number of gaining and losing months in the previous 12. Some fund names have been abbreviated for reasons of space, for example 'Ltd' or 'LLP' being removed from end of a fund's name. Similarly Dighton World Wide Fund (in CTA strategy) has 2X and 2X leveraged programs – please check with manager for full name/details of fund. The symbol ♣ represents the total number of funds (in each strategy) that report their performance data to Eurekahedge. To submit your fund's or funds' data to Eurekahedge contact Agnes Yea at agnes@eurekahedge.com.

