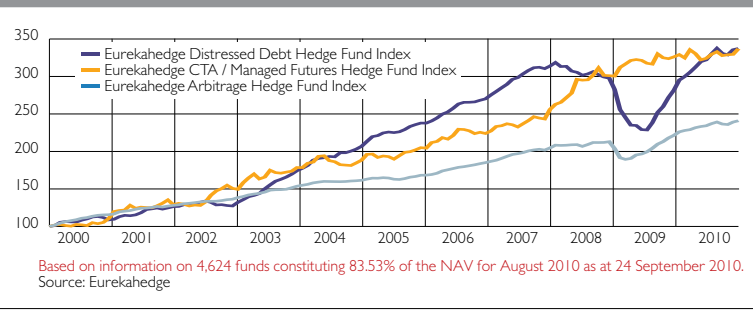
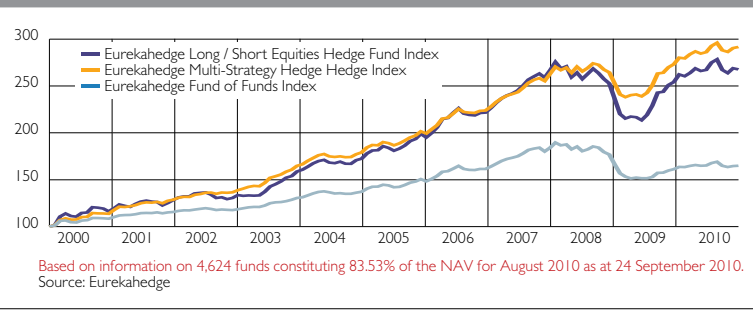


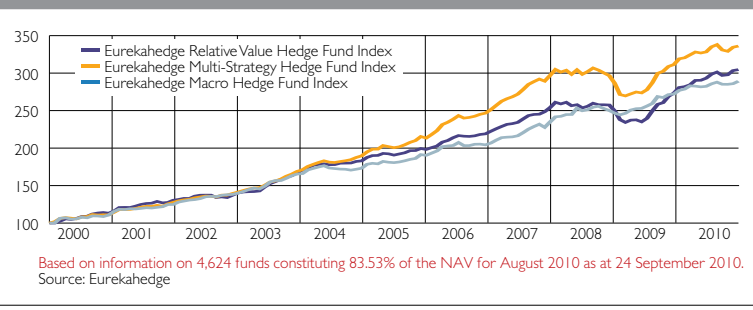
EUREKAHEDGE DIS DEBT vs EUREKAHEDGE CTA/MANAGED FUTURES HFI vs EUREKAHEDGE ARB HFI



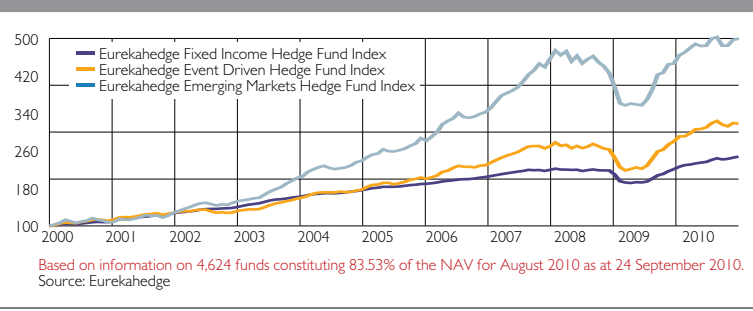
EUREKAHEDGE FIXED INCOME HFI vs EUREKAHEDGE EVENT DRIVEN HFI vs EUREKAHEDGE EM HFI



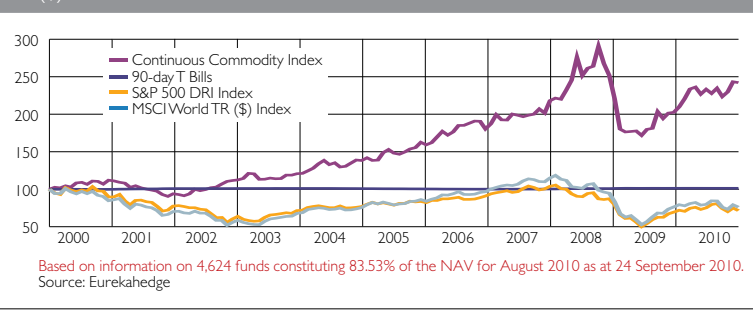
EUREKAHEDGE L/S EQ HFI vs EUREKAHEDGE HFI vs EUREKAHEDGE FOFI



EUREKAHEDGE REL VALUE HFI vs EUREKAHEDGE M/S HFI vs EUREKAHEDGE MACRO HFI



REUTERS CRB INDEX VS 90-DAY T BILLS vs S&P 500 DRI INDEX vs MSCI WORLD TR (\$) INDEX



Arbitrage	Open/ Closed	HQ	% 3 mth	% 12 mth	Rk	% 36 mth	Max draw down	% high water	% 12 mth vol	Pos mths (12)
SPM Structured Servicing Holdings	O	US	10.66	55.15	1	48.53	-30.43	0.00	5.78	12
Akanthos Arbitrage Fund Ltd	O	US	4.11	53.56	2	21.65	-62.06	-1.04	18.92	9
BlackRock Obsidian Fund Ltd	O	US	5.91	46.60	3	16.39	-20.92	0.00	8.02	11
Barnegat Fund Ltd	O	US	8.06	32.97	4	18.85	-55.86	-0.37	11.74	10
Whitebox Credit Arbitrage Fund Ltd	C	US	0.29	30.61	5	7.83	-48.32	-2.43	10.99	9
Whitebox Con Conv Arbitrage Fund Ltd	C	US	5.39	28.06	6	17.91	-42.38	0.00	9.83	10
Ill Global Ltd	O	US Virgin	5.14	25.84	7	-8.01	-50.73	-27.66	6.14	11
Arpeggio Fund	O	US	6.39	23.44	8	4.26	-36.78	0.00	6.42	10
Lazard Rathmore Fund Ltd	O	US	5.87	21.50	9	20.38	-16.25	0.00	6.02	10
Ill Relative Value Credit Strategies Fund Ltd	O	US Virgin	3.69	20.24	10	2.01	-31.27	0.00	5.89	10
Rhapsody Fund LP	O	US	3.03	19.23	11	13.35	-20.19	0.00	5.61	11
Nisswa Master Fund Ltd	O	US	3.54	18.84	12	18.67	-29.16	0.00	6.90	7
Wolverine Convertible Arbitrage Fund LLC	O	US	4.47	18.12	13	8.60	-25.76	0.00	6.69	10
SSI Hedged Convertible Opportunity Fund LP	O	US	6.52	18.09	14	7.29	-25.46	0.00	6.36	11
Ishin Master Fund Ltd	O	US	3.80	17.25	15	3.70	-37.85	-1.53	8.98	10
Marret Fund Ltd	O	Canada	2.77	16.27	16	6.92	-9.51	-0.94	5.95	11
Aviva Inv Alt Fnd PCC Ltd Conv Bond Arb Fd	O	UK	4.78	15.91	17	5.36	-45.34	0.00	6.22	10
Advent Convertible Arbitrage Fund	O	US	3.12	14.46	18	6.17	-27.86	0.00	6.10	10
KWK Partners LP	O	US	2.41	14.30	19	13.41	-0.90	0.00	1.08	12
Henderson Credit Opportunities Fund - EUR	O	UK	1.80	14.26	20	3.26	-26.23	-1.02	6.15	9
Whitebox Diversified Conv Arb Fund Ltd	O	US	6.93	13.48	21	9.97	-31.42	0.00	5.89	10
Tenor Opportunity Fund	O	US	2.54	12.53	22	11.04	-17.75	0.00	3.35	11
MM Capital Select Fund LP	O	US	19.95	12.31	23	20.89	-11.44	0.00	17.69	7
Abacus Absolute Alpha Fund	O	US	2.46	11.47	24		-1.24	0.00	4.03	10
Fortrinn Convexity Fund	O	UK	1.65	11.20	25		-8.40	-0.64	8.81	10
Sector Average			1.45	8.23	172	6.71	-15.74	-3.56	5.89	8.05

Relative Value	Open/ Closed	HQ	% 3 mth	% 12 mth	Rk	% 36 mth	Max draw down	% high water	% 12 mth vol	Pos mths (12)
Q India Equity Fund Ltd - Class A	O	Mauritius	13.86	44.47	1	17.11	-57.10	0.00	16.25	10
SPM Core	O	US	7.54	42.72	2		-0.71	0.00	6.86	11
Nisswa Fixed Income Fund Ltd	O	US	8.56	40.98	3		0.00	0.00	6.02	12
Select Contrarian Value Partners LP	O	US	5.71	37.25	4	8.15	-55.99	-5.24	27.23	8
Element Capital Fund	O	US	3.86	33.40	5	39.35	-7.83	-0.78	9.21	10
Frontaura Global Frontier Fund LLC	O	US	6.12	31.58	6		-35.44	0.00	12.62	8
Raven Rock Master Fund - Cayman LP	O	US	7.32	29.29	7		-3.54	0.00	8.03	9
CFB Conv Fund PLC - Far East Sub Fund	O	IOM	9.92	27.24	8	10.27	-33.75	0.00	8.41	8
China Alpha II Fund Limited	O	HK	4.36	26.43	9	7.37	-57.76	-11.10	16.88	8
GAM Em Market Rates Hedge Fund - USD	O	UK	6.66	25.51	10	20.42	-6.53	0.00	9.42	8
Leviticus Partners LP	O	US	-6.19	22.31	11	7.51	-56.02	-8.62	17.00	7
Regal Amazon Market Neutral Fund	O	Australia	4.14	21.30	12	16.44	-20.21	0.00	11.03	9
HSBC Eur Leveraged Alpha Fund - EUR	O	UK	3.90	21.20	13		-5.07	0.00	7.12	9
Cassiopeia Fund - Class A CHF	O	Switz	9.98	20.00	14	11.22	-14.50	-4.81	17.70	9
BlueCrest Capital International Fund	O	UK	2.52	19.59	15	22.40	-4.83	-0.16	4.16	10
Victory Cap S LLC Series D - Ab Ret Cr Prtflo	O	US	3.96	19.14	16		-0.88	0.00	4.41	11
CCA Mortgage/ Credit Opportunity Fund	O	US	6.84	19.09	17		-4.44	0.00	8.26	11
Brummer & Partners Nektar Hedge Fund	O	Sweden	2.51	15.45	18	17.27	-12.96	0.00	2.82	12
Catalysis Partners LLC	O	US	-5.05	14.27	19	5.27	-23.20	-9.05	17.48	7
Gabelli International Ltd	O	US	0.25	14.02	20	0.09	-35.50	-3.09	11.95	7
Global Maritime Investments Limited - CI A	O	UK	1.88	12.49	21	13.12	-2.77	0.00	2.65	10
Somers Real Estate Opportunity Fund Ltd	O	Bermuda	2.74	12.15	22		0.00	0.00	0.17	12
PD Star Fund	O	UK	1.35	10.72	23	9.33	-12.55	-0.17	4.91	7
Capula Global Rel Val Fund Share CI A - USD	O	UK	3.62	10.55	24	12.99	-7.41	0.00	2.12	11
GAM Convertible Bond Hedge Fund - USD I	O	UK	5.59	10.20	25	3.93	-36.18	0.00	11.38	10
Sector Average			3.24	13.67	95	9.18	-16.12	-2.65	7.57	8.35



	Open/ Closed	HQ	% 3 mth	% 12 mth	Rk	% 36 mth	Max draw down	% high water	% 12 mth vol	Pos mths (12)
Distressed Debt										
VR Global Offshore Fund Ltd	O	Cayman	10.76	71.98	1	13.31	-48.38	0.00	14.55	12
Dalton Distressed Mortgage Strategy	O	US	6.62	50.36	2		-2.01	0.00	7.43	12
Hildene Opportunities Fund LP	O	US	1.58	46.07	3		-2.17	0.00	9.63	11
Outrider Master Fund LP	O	US	2.71	41.28	4	10.42	-32.19	-0.69	10.12	10
ASM Asia Recovery Fund	C	HK	13.16	37.00	5	2.53	-26.81	0.00	9.99	11
Colchis Cp Dis RMBS Opp Fund LP V	O	US	1.67	34.34	6		-2.50	-1.50	10.65	10
Schroder Credit Renaissance Fund	O	US	3.17	33.43	7	-8.61	-54.61	-25.87	8.51	10
PENN Distressed Fund LP	O	US	-0.54	32.08	8	9.71	-44.28	-5.89	14.49	9
Sothic Cap European Opp Fund Ltd Cl A EUR	O	UK	-1.08	30.60	9		-2.65	-1.86	11.26	8
GCA Credit Opportunities Master Fund Ltd	O	US	4.27	30.29	10		-0.76	0.00	5.89	11
NZC Guggenheim Master Fund	O	US	2.54	27.12	11		-2.73	-0.26	8.12	10
Gramercy Emerging Markets Fund Ltd	O	US	8.54	26.16	12	-5.68	-50.07	-20.70	11.76	9
Third Avenue Special Sit Offshore Fund Ltd	O	US	2.37	24.75	13	-1.03	-40.43	-10.27	8.88	10
Eight Capital Master Fund Ltd	O	US	4.80	24.69	14	-1.55	-43.57	-13.04	9.39	9
MidOcean Credit Opportunity Fund	O	US	2.83	24.23	15		-1.32	0.00	6.57	11
Marathon Special Opportunity Fund	O	US	-1.51	23.70	16	1.57	-34.17	-4.21	10.10	8
Spinnaker Global Strategic Fund	C	UK	5.26	22.86	17	-0.43	-35.98	-7.27	6.82	11
Finisterre Sovereign Debt Fund	O	UK	6.34	22.09	18	15.05	-21.01	0.00	6.41	11
Trafalgar Recovery Fund - EUR	O	UK	1.48	19.96	19	5.73	-31.37	0.00	8.56	9
Phoenix Fund	O	Nether	-0.08	19.79	20	-22.86	-70.05	-54.77	10.39	8
Waterfall Eden Fund LP	O	US	5.07	18.60	21	-1.44	-21.97	-6.04	6.54	10
Paulson Credit Opportunit LP	O	US	0.11	18.59	22	31.23	-10.39	-4.13	8.41	10
Beach Point Distressed Fund LP	O	US	0.75	16.73	23		-1.65	-0.39	4.92	9
Simplon International Limited	O	US	-0.44	16.30	24	0.22	-29.49	-0.47	4.36	11
Orchard Centar	O	HK	7.69	16.23	25	6.04	-12.35	0.00	7.41	8
Sector Average			1.9020.09	78▲	2.56-21.57	-6.72	7.98	9.24		

	Open/ Closed	HQ	% 3 mth	% 12 mth	Rk	% 36 mth	Max draw down	% high water	% 12 mth vol	Pos mths (12)
Event Driven										
LaGrange Capital Partners LP	O	US	-22.69	78.88	1	-18.16	-95.41	-58.06	56.83	9
AUK Capital Partners LP	O	US	-6.08	61.45	2	20.38	-80.40	-12.06	59.86	7
Hinde Gold Fund	O	UK	1.07	46.93	3		-41.67	0.00	19.84	9
Marwyn Value Investors LP	O	UK	3.36	43.55	4	4.05	-48.48	-3.64	17.05	8
Helium Special Situations Fund - GBP	O	Switz	7.80	42.37	5	4.20	-58.87	0.00	12.54	10
Ore Hill International Fund II Ltd	O	US	2.86	41.09	6	-0.99	-48.47	-9.81	9.14	11
Kayne Anderson MLP Fund LP	O	US	9.14	37.78	7	0.86	-52.94	-2.95	9.68	10
Dynamic Power Hedge Fund	O	Canada	0.48	33.86	8	-2.46	-79.43	-28.53	31.39	7
G10-Rosseau Special Situations Fund	O	Cayman	0.63	29.63	9	15.60	-55.07	-8.43	27.88	8
Credit Renaissance Structured Products Fund	O	US	6.73	27.52	10		-17.49	0.00	1.83	12
Meridian Global Gold and Resources Fund Ltd	O	Bermuda	-2.13	26.77	11	4.95	-69.02	-11.17	15.48	9
Rosseau LP	O	Canada	2.55	26.65	12	9.80	-49.80	-3.56	21.32	8
ECF Value Fund I LP	C	US	0.59	26.18	13	15.76	-43.48	-1.30	10.90	10
Numen Credit Opportunities Inc	O	UK	2.82	23.23	14		0.00	0.00	3.99	12
Forum Absolute Return Fund Ltd	O	US	0.81	21.20	15	15.11	-13.38	-0.45	7.11	9
Asean Small Cap Fund	O	Sing	21.40	21.18	16	-9.07	-63.43	-34.65	20.45	7
Mudrick Distressed Opportunity Fund LP	O	US	2.33	21.08	17		-1.14	0.00	4.83	10
Finisterre Credit Fund	O	UK	3.12	20.48	18	6.01	-33.64	0.00	9.06	9
SM Investors LP	O	US	-2.84	19.94	19	-10.24	-57.22	-29.64	14.88	8
Marathon EM Opportunity Fund	O	US	3.40	19.54	20		0.00	0.00	2.18	12
Diamond A Partners LP	O	US	1.67	17.65	21	-24.19	-72.99	-56.71	23.86	6
Wexford Credit Opportunities Fund LP	O	US	-3.05	17.40	22	11.10	-12.62	-5.30	8.31	9
UG Hidden Dragon Special Opportunity Fund	O	Sing	1.38	16.43	23		-31.15	-2.18	7.86	7
Spinnaker Global Emerging Markets Fund Ltd	C	UK	3.97	15.68	24	-0.55	-33.11	-9.26	7.65	10
First Eagle Fund NV	O	US	0.15	15.25	25	-2.96	-41.33	-22.65	5.71	9
Sector Average			0.25	11.95135▲	3.23	-24.68	-8.97	10.908.05		

	Open/ Closed	HQ	% 3 mth	% 12 mth	Rk	% 36 mth	Max draw down	% high water	% 12 mth vol	Pos mths (12)
Fixed Income										
Concise Capital Onshore Fund LLC	O	US	2.27	64.24	1	-13.61	-83.09	-36.86	19.09	12
NGA Capital Feeder Fund Limited	O	US	22.24	57.97	2		-15.36	0.00	12.72	9
Cedarview Opportunities Master Fund LP	O	US	1.63	53.18	3	2.23	-58.52	0.00	9.16	12
Midway Market Neutral Fund LLC	O	US	10.13	44.28	4	29.90	-24.94	0.00	4.95	12
Ski Time Square Partners Fund LP	O	US	5.58	42.27	5		-1.50	0.00	5.43	12
Encore Fund LP	O	US	-1.94	39.39	6	5.16	-54.08	-6.29	13.97	9
UCM Opp Mortgage Strategy Fund LP	O	US	5.05	32.75	7		-1.05	0.00	7.23	11
Storm Bond Fund	O	UK	4.93	31.23	8		-23.81	0.00	8.72	11
Capital Structure Opportunities Fund LP	O	US	2.46	29.68	9	3.07	-47.93	-1.01	10.06	9
Prudence Enhanced Income Fund	O	HK	7.09	27.89	10		-0.63	0.00	7.48	11
Asian Credit Hedge Fund	O	HK	1.70	27.55	11	2.40	-38.05	0.00	6.73	9
The Asgard Fixed Income Fund I (EUR)	C	Denmark	6.10	27.17	12	21.84	-10.40	0.00	3.59	12
Renaissance Russia Debt Fund	O	UK	4.59	26.81	13	11.09	-27.84	0.00	8.33	11
Parallax Capital Partners LP	O	US	7.87	26.31	14	32.45	-29.20	0.00	4.88	11
Vision Guardian Partners LP	O	US	3.12	25.18	15		-1.01	0.00	9.41	9
Beachwood Total Return Fund	O	US	0.62	24.92	16		-0.42	-0.42	8.99	10
GEMS Bond Fund - USD	O	UK	5.73	24.36	17	-1.89	-38.53	-10.03	6.40	11
Galloway Global Fixed Income Fund	O	Brazil	4.93	22.33	18		-3.32	0.00	8.08	11
400 Capital Credit Opp Fund (AI) LP	O	US	10.03	21.17	19		-0.06	0.00	8.12	11
IFPC Zenith High Yield Bond Fund - EUR Cl A	O	UK	2.94	20.49	20		-5.91	-1.84	10.45	8
Pamplona Credit Opportunities Fund	O	UK	1.02	20.23	21		-2.39	0.00	5.90	10
Serica Credit Balanced Fund	O	HK	5.78	19.92	22		-3.89	0.00	7.37	11
Spinnaker Global Opportunity Fund	C	UK	3.40	18.81	23	1.32	-31.66	-6.00	7.61	10
PENN Core High Yield Bond Fund LP	O	US	4.27	17.69	24	7.48	-21.60	0.00	5.68	11
Liontrust Credit Fund - EUR Class	O	UK	3.15	17.53	25	13.77	-12.34	-5.80	14.63	8
Sector Average			1.94	9.70209▲	4.16	-12.87	-3.82	5.82	8.82	

	Open/ Closed	HQ	% 3 mth	% 12 mth	Rk	% 36 mth	Max draw down	% high water	% 12 mth vol	Pos mths (12)
Fund of Funds										
EnTrust Div Select Credit Fund LP Cl C	O	US	4.60	28.71	1		-2.12	0.00	8.60	9
Fischer Garrison Fund LP	O	US	22.88	28.18	2	4.50	-22.41	0.00	23.13	10
AAA Açoes FIC FIA	O	Brazil	10.13	27.65	3	16.33	-35.51	0.00	9.50	8
FAMA Brazil Fund - Challenger Eq Value Cl	O	Brazil	13.85	24.85	4	5.58	-62.84	-0.59	20.91	7
Fischer Garrison Offshore Fund Ltd	O	US	19.86	24.74	5	3.12	-22.87	0.00	20.31	10
3 Degrees Dynamic Ltd	O	Sing	6.47	23.53	6		-18.90	0.00	7.75	10
Montier L/S Equity Fund of Funds Ltd - USD	O	UK	22.28	22.19	7	1.81	-22.64	-1.36	23.29	7
Van Biema Asia Value Fund Ltd	O	US	8.43	20.71	8		-18.94	0.00	11.51	10
HDF Emerging Markets Equity Class IA EUR	O	France	2.36	20.57	9	-1.21	-48.10	-13.52	12.72	8
Stenham Gold - USD Class	O	Guernsey	1.45	20.26	10	14.57	-42.79	0.00	14.16	9
CDK Credit Select LP	O	US	0.73	19.69	11		-2.09	-1.15	5.41	10
Dow Jones Cr Suis Blue Chip Hedge Fd Ind SM	O	US	2.30	19.39	12	-1.21	-27.59	-7.84	6.43	11
OmniQuest I	O	US	1.73	19.31	13	-1.78	-32.94	-9.54	5.82	10
CDK Credit Select Fund	O	US	0.56	19.31	14		-2.03	-1.22	5.35	9
BNY Mellon ARX Long Short FIC FIM	O	Brazil	4.75	17.17	15	12.90	-8.92	0.00	1.53	12
Dorchester Capital Partners Select Opp LP	O	US	0.09	16.55	16	-3.42	-36.72	-13.93	6.65	9
Opportunity Partners LP	O	US	5.67	16.45	17	-0.78	-34.93	-7.47	9.52	8
PIPE Select Fund LLC	O	US	-2.28	16.32	18		-3.55	-3.55	7.15	9
Nashuk Partners LP	O	US	-3.47	16.15	19	-3.76	-40.49	-14.38	13.68	8
Acorn Credit Strategies LP	O	US	-0.32	16.07	20		-4.75	-3.71	6.84	9
EnTrust Capital Diversified Fund LP	O	US	4.35	15.31	21	-0.41	-28.01	-4.32	5.34	11
Finles Lotus Fonds	O	Nether	2.66	15.25	22	-3.70	-43.59	-13.75	9.31	8
Lighthouse Credit Opp Fund LTD - Class B	O	US	1.67	15.01	23	0.81	-23.84	-0.89	6.08	9
Dynamic Alternative Opp Fund - Series A	O	Canada	2.96	14.88	24		-44.40	-20.86	13.05	10
Core Classic Fund	O	US	1.59	14.82	25	-1.28	-27.65	-4.97	3.81	11
Sector Average			0.10	2.601323▲	-1.62	-19.63	-11.73	5.8		

Long / Short Equities	Open/ Closed	HQ	% 3 mth	% 12 mth	Rk	% 36 mth	Max draw down	% high water	% 12 mth vol	Pos mths (12)	
Halcyon Power Investment Company	O	Cayman	12.77	112.84	1	-2.51	-69.30	-9.36	37.97	10	
HH Generation	O	Cayman	16.13	107.70	2	-0.23	-74.86	-4.47	29.37	11	
Galaxy China Deep Value Fund	O	HK	-5.45	104.92	3		-12.21	-11.82	37.96	7	
Tocqueville Gold Offshore Fund Ltd	O	US	2.79	82.04	4	-9.20	-88.12	-45.55	37.60	9	
Spectrum CIS Value Fund	O	Russia	6.66	75.96	5	-14.45	-83.62	-46.27	31.79	10	
Thunder Offshore SA	O	US	17.74	73.12	6	10.48	-80.22	-5.37	30.97	6	
Thai Focused Equity Fund Limited A	O	Thailand	34.20	68.39	7	5.51	-46.16	0.00	24.85	7	
Thunder Partners LP	O	US	12.43	67.03	8	-10.53	-84.86	-41.99	30.78	8	
Specialised Metals & Mining Limited	O	Cayman	7.73	61.90	9		-9.80	0.00	29.05	7	
CAM Greater China Opportunities Fund	O	HK	5.06	59.58	10		-13.16	-7.34	46.45	9	
Thunder Gold Partners LP	O	US	9.80	58.26	11	-15.06	-86.14	-52.72	26.86	9	
Horizon Growth Fund NV	O	Uruguay	16.18	56.96	12	30.11	-49.81	0.00	11.53	10	
Sokol Russian Equity Opp Offshore Fund	O	Russia	-6.37	52.74	13	-1.73	-63.14	-25.20	25.10	7	
Komodo Fund	O	Indonesia	17.53	51.69	14	24.87	-54.89	-0.14	19.16	9	
Specialised Russian Growth Limited	O	Cayman	4.34	50.61	15		-13.15	-6.73	27.06	9	
Senvest Israel Partners LP	O	US	0.45	49.94	16	8.36	-66.81	-9.96	33.91	6	
Andante Fund LP	O	US	-2.31	49.68	17	31.05	-5.96	-5.96	17.22	9	
Skopos Fund LLC	O	Brazil	23.10	49.50	18	9.60	-62.84	0.00	20.01	7	
RAB Energy Fund - Class A-I	O	UK	6.94	48.65	19	-1.06	-63.29	-9.34	10.37	11	
Red Star Value SP	O	US	-1.16	47.87	20	-8.34	-90.25	-35.22	26.32	8	
Perinvest (Lux) Sicav Global Div Eq Fd - USD	O	UK	14.63	46.74	21		-63.26	-7.01	17.51	11	
Alchemy India Long Term Fund	O	Sing	25.16	45.65	22		-43.88	0.00	26.26	10	
Firebird New Russia Fund Ltd	O	US	3.03	44.91	23	-3.23	-81.79	-30.28	23.52	9	
Naos Small Companies Fund	O	Australia	14.71	44.83	24	6.36	-64.33	0.00	30.32	7	
Regal Zambezi Absolute Return Fund	O	Australia	8.47	44.17	25	10.60	-61.24	-9.41	38.70	8	
Sector Average			0.11	5.90	1458		0.92	-25.08	-12.42	11.19	6.54

Global Macro	Open/ Closed	HQ	% 3 mth	% 12 mth	Rk	% 36 mth	Max draw down	% high water	% 12 mth vol	Pos mths (12)	
Quantedge Global Fund	O	Sing	25.69	66.27	1	34.69	-44.65	0.00	26.31	9	
Osiris Investment Partners LP	O	US	0.70	62.04	2	0.40	-78.43	-20.49	34.28	8	
36 South SPC Ltd - Regent Portfolio	O	UK	-2.07	57.88	3	35.97	-47.10	-14.99	85.02	8	
Forum Global Opportunities Fund Ltd	O	US	4.08	38.04	4	36.42	-7.80	0.00	7.48	11	
Omni Macro Fund	O	UK	5.75	36.15	5		-4.11	0.00	13.70	10	
BlackHawk Alpha Fund AI LP	O	US	17.72	32.63	6	10.17	-16.41	0.00	26.62	7	
Greater Europe S Class Fund	O	Russia	-9.29	30.72	7		-21.15	-20.00	33.28	6	
GLG Emerging Markets Fund - Class A	O	UK	3.53	27.59	8	5.48	-41.39	-9.57	14.70	10	
IKOS FX Fund	O	Cyprus	1.17	26.44	9		-4.73	-2.08	8.58	10	
Bridgewater All Weather @ 12% Ltd	O	US	10.00	24.96	10	3.09	-32.26	-3.60	7.52	11	
Ortus Fund (Cayman) Limited	O	HK	12.40	21.34	11	9.30	-23.34	0.00	10.73	10	
Haidar Jupiter Fund LLC	O	US	5.20	20.26	12	8.88	-17.05	0.00	9.09	8	
IP Global Viewpoint Fund	O	HK	-4.55	20.11	13	3.45	-47.73	-10.21	16.53	9	
Grant Capital Partners LiquidMacro Fund LP	O	US	4.75	19.43	14		-5.39	-0.83	5.48	11	
IPM - Global TAA Fund	O	Sweden	2.49	18.44	15	16.33	-7.20	0.00	11.01	8	
LCJ FX Fund - Class A EUR	O	Switz	1.94	17.22	16	12.12	-8.16	0.00	5.68	11	
Barak Structured Trade Finance Fund	O	SA	3.97	17.20	17		0.00	0.00	0.27	12	
Covepoint Emerging Markets Macro Fund	O	US	9.00	14.33	18	7.82	-36.05	-6.13	28.40	8	
Adelphi Emerging Europe Fund	O	UK	-0.66	13.86	19	13.26	-28.58	-6.59	12.31	8	
Nikko AM GDAA Fund - Class A	O	US	6.16	13.69	20		-2.53	0.00	5.06	10	
Texel Macro Fund	O	Switz	-13.97	13.62	21	24.20	-35.81	-13.97	31.43	5	
JK Absolute Return Fund - JPY	O	UK	3.22	13.16	22	7.57	-32.39	-0.52	7.07	10	
QFS Currency Fund LP	O	US	10.29	11.85	23	10.49	-18.83	-1.01	15.70	8	
First Quadrant Global Macro Fund LP	O	US	-3.94	11.81	24	-3.26	-24.56	-14.83	10.73	8	
The Eclectica Fund - Class A EUR	O	UK	4.74	11.77	25	13.02	-31.94	0.00	8.78	7	
Sector Average			1.08	5.90	2024		8.32	-15.73	-6.49	10.12	6.81

CTA / Managed Futures	Open/ Closed	HQ	% 3 mth	% 12 mth	Rk	% 36 mth	Max draw down	% high water	% 12 mth vol	Pos mths (12)	
AIS Gold Fund LP	O	US	10.96	80.22	1	15.23	-87.97	-31.01	39.79	7	
Dacharan Fund	C	UK	20.07	77.87	2		-10.74	-5.03	40.78	7	
SafePort Gold & Silver Mining Fund	O	Liecht	2.49	65.08	3	-7.21	-71.95	-34.71	26.45	9	
SafePort Silver Mining Fund	O	Liecht	-1.52	54.50	4	-14.41	-80.96	-52.06	29.97	9	
Crescent Bay Balanced Volatility Program	O	US	29.01	52.02	5	16.50	-32.69	0.00	17.20	9	
FORT Global Diversified LP	O	US	17.25	48.51	6	19.36	-17.16	0.00	16.15	10	
LJM Managed Accounts (Aggressive Strategy)	O	US	20.03	47.28	7	6.09	-63.83	-30.55	15.05	9	
Dighton Aggressive SP (SFT2X)	O	Switz	45.22	46.83	8	37.38	-44.33	-10.88	38.00	7	
SafePort Precious Metals 95+ Fund	O	Liecht	-4.96	41.23	9	12.02	-29.18	-6.65	23.67	10	
Di Tomasso Equilibrium Fund	O	Canada	9.41	40.73	10	28.18	-26.14	-1.57	13.82	9	
Global Diversified Program	O	US	17.84	39.55	11	38.38	-61.78	0.00	28.34	9	
FORT Global Contrarian LP	O	US	14.54	39.34	12	15.21	-17.42	0.00	11.72	10	
RAM Aggressive	O	US	10.66	39.22	13	43.71	-40.98	0.00	34.87	6	
DSAM Kauthar Gold Fund Ltd	O	UAE	3.22	37.44	14		-8.07	-1.99	22.55	7	
RAM Fund LLC	O	US	10.12	36.54	15	41.02	-36.77	0.00	33.97	6	
Legacy Futures Fund LP	O	US	16.18	36.36	16	36.04	-54.73	0.00	27.63	9	
Option Selling Strategy	O	US	-2.49	34.20	17	2.49	-34.63	-6.71	12.66	9	
Dpsn Com Agri Non GMO Ind Fd Cl A EUR	O	Switz	30.80	32.76	18	-6.15	-57.45	-38.68	24.66	8	
Credence Oriental Trade Ent Ltd Ptnshp	O	China	3.44	31.65	19		-9.18	0.00	10.96	11	
Diapason RICI Metals Segment - Class A	O	Switz	1.24	29.18	20	2.81	-46.66	-2.83	13.16	9	
Clarke FXF-Plus Program	O	US	30.78	28.38	21	20.01	-30.81	0.00	25.74	8	
LJM Fund LP	O	US	14.66	27.38	22	15.17	-42.20	-9.50	11.52	9	
Diapason RICI Agriculture Segment - Class A	C	Switz	13.41	27.09	23	-3.88	-44.84	-27.68	14.93	9	
World Monetary and Agri (WMA) Program	O	US	17.44	26.80	24	36.09	-60.27	0.00	27.43	7	
Future Gate Investment Fund LP	O	US	11.87	24.56	25		-22.42	-6.25	27.59	9	
Sector Average			2.99	2.08	540		8.01	-24.62	-14.35	15.68	6.49

Multi-Strategy	Open/ Closed	HQ	% 3 mth	% 12 mth	Rk	% 36 mth	Max draw down	% high water	% 12 mth vol	Pos mths (12)	
Lionhart Aurora Fd SPC - Vent Seg Ptf - Cl A	O	UK	19.30	102.72	1	-2.45	-65.78	-28.29	44.28	6	
BNY Mellon ARX Long Term FIA	O	Brazil	21.29	66.10	2		-37.52	0.00	10.76	11	
MBA Latin America Opportunity Fund	O	Arg	11.94	51.75	3	16.31	-7.76	0.00	16.60	10	
Odyssey Special Situations Bond Fund Ltd	O	US	6.64	51.06	4		-6.04	0.00	11.00	10	
Kayne Anderson Midstream Energy Fund Ltd	O	US	11.50	46.85	5	-11.88	-73.27	-36.16	13.34	10	
India Capital Fund Limited	O	Mauritius	13.94	44.73	6	1.92	-72.79	-25.01	28.77	8	
Consilium Emerging Market Ab Ret Fund Ltd	O	US	3.03	41.36	7	7.46	-28.70	0.00	23.18	9	
Lionhart Asia Plus Fund Ltd	O	UK	7.85	37.68	8	10.23	-10.56	-5.23	26.88	6	
Dynamo Cougar	O	Brazil	9.88	37.49	9	13.08	-44.80	0.00	10.43	9	
SAC Global Energy and Mining Fund	O	Sing	6.15	36.53	10	4.41	-68.43	-21.14	33.75	6	
Russian Opportunities Fund Ltd	O	Russia	-1.22	34.36	11	-3.39	-87.68	-25.41	22.98	7	
Northglen Aggressive Fund SP	O	UK	3.24	33.76	12	9.89	-31.21	-1.15	14.65	9	
Da Vinci CIS Opportunities Fund	O	Russia	1.47	33.42	13		-8.25	-5.59	19.87	7	
FrontFour Capital Partners LP	O	US	-1.72	31.95	14	0.01	-43.30	-8.59	17.69	8	
Mercury International Fund Class Equities	O	Brazil	15.04	31.75	15	12.37	-56.52	0.00	25.85	9	
FPP Seven Seas Fund	O	UK	-0.90	31.60	16	-12.77	-74.06	-38.83	20.20	8	
Dynamic Equity Partners LP	O	US	8.11	29.42	17		-7.90	-0.44	15.37	10	
Diamond Age Russia Fund Limited	O	Russia	0.33	28.68	18	-6.68	-67.52	-26.33	34.97	8	
The Vallea Fund	O	Switz	0.84	27.21	19		-0.80	-0.21	8.59	9	
Insparo Africa and Middle East Fund	O	UK	2.02	26.81	20		-13.72	-1.10	13.33	8	
Brait Multi Strategy Fund	O	SA	6.20	26.52	21	20.89	-11.92	0.00	6.26	11	
Clear Horizon Multi-Strategy Fund	O	SA	9.39	26.23	22	2.16	-31.26	0.00	6.37	11	
MARS Emerging Markets Fund	O	Channel	7.70	24.79	23	-23.84	-67.85	-58.03	11.37	10	
Fonds Bloemendaal	O	Nether	8.32	24.71	24		-46.91	-17.85	13.17	8	
Credit Suisse Candlewood Special Sit Fund LP	O	US	2.21	24.62	25	5.25	-25.87	0.00	6.01	12	
Sector Average			1.73	9.28	124		6.92	-17.38	-6.32	8.88	7.86



Top 30 funds ranked by fewest negative months over the past 36 months:

Name of the fund	36-mth ret (%)	Rank by 36-mth ret	36-mth vol (%)	Neg mths in 36	Primary category
Polo Crédito Privado FIM	19.47	117	2.20	0	Others
Arsenal Hedge-Arbitrage Funds Investable Index	12.78	333	1.77	0	Fund of Funds
GS Allocation Dinamico FIM	12.39	355	1.42	0	Arbitrage
Capitania Treasury	12.37	356	1.57	0	Multi-Strategy
Advis Macro FIM	11.78	408	1.25	0	Macro
MVP Premium Fund USD	11.39	439	0.85	0	Fixed Income
BRZ Long Short FI Multimercado	11.20	463	1.29	0	L/S Equities
Capitania Hedge	11.08	484	0.95	0	Multi-Strategy
BNY Mellon ARX Target FIM	11.01	493	1.12	0	Multi-Strategy
SDA Hedge FIM	10.98	497	1.22	0	Multi-Strategy
Fator Max Corporativo	10.74	509	0.54	0	Multi-Strategy
Maxima Plus	10.72	512	0.55	0	Fixed Income
CSHG DI Private	10.36	548	0.47	0	Fixed Income
BBM Institucional FIM	10.33	551	0.93	0	Multi-Strategy
BNY Mellon ARX Referenciado DI LP	10.14	578	0.49	0	Fixed Income
GS Allocation Hedge FIM	10.13	579	0.80	0	Arbitrage
BNY Mellon ARX Cash FI CP	10.11	582	0.50	0	Fixed Income
CSHG DI	9.63	616	0.45	0	Fixed Income
BRZ Moderado	9.60	621	0.79	0	Macro
Traded Policies Fund - GBP Growth	9.31	636	0.25	0	Fixed Income
IIG Trade Opportunities Fund	9.02	659	0.21	0	Others
Ancile Fund - Class A	8.78	681	0.50	0	Multi-Strategy
W Financial Fund LP	8.74	686	0.86	0	Others
Premium Capital Appreciation Fund	6.91	884	0.47	0	Fixed Income
PCP Aurora Defined Benefits Fund - USD Acc Class	6.04	984	1.02	0	Fund of Funds
LH Asian Trade Finance Fund Limited	5.12	1102	0.37	0	Others
Centurion Credit Group LLC	15.94	207	2.24	1	Others
KWK Partners LP	13.41	290	1.77	1	Arbitrage
Pacific Capital Markets Absolute Alpha No Beta	12.08	379	4.07	1	Fund of Funds
Centurion Credit Group International Ltd	11.90	398	1.16	1	Others
Sector Average*	2.22	4624*	13.68	12.65	

* The number in the 'Rank' column against the Sector Average, represents the number of constituent funds in that index/average

Top 30 funds ranked by performance over the past 36 months:

Name of the fund	36-mth ret (%)	Rank by 36-mth ret	36-mth vol (%)	Neg mths in 36	Primary category
Golden Hind Fund LP	71.54	1	24.47	5	L/S Equities
Edge Investment Management Ltd	61.28	2	30.96	10	CTA/Managed Futures
Sparta Cíclico	49.65	3	55.66	17	Macro
CQS ABS Feeder Fund Limited	48.57	4	15.34	4	Others
SPM Structured Servicing Holdings	48.53	5	22.82	3	Arbitrage
RAM Aggressive	43.71	6	38.19	16	CTA/Managed Futures
Vegasoul Fund	41.78	7	11.68	5	CTA/Managed Futures
D'Best Futures Fund LP	41.62	8	35.17	11	CTA/Managed Futures
RAM Fund LLC	41.02	9	37.47	16	CTA/Managed Futures
DUNN Combined Fund LLC	39.38	10	39.04	13	Multi-Strategy
Phalanx Japan-AustralAsia Multi-Strategy Fund	39.35	11	11.83	5	Multi-Strategy
Element Capital Fund	39.35	12	13.30	7	Relative Value
Global Diversified Program	38.38	13	33.92	13	CTA/Managed Futures
Quickpool LP	38.35	14	33.52	11	CTA/Managed Futures
Axel Partners LP	38.34	15	26.25	14	Long/Short Equities
Dighton Aggressive SP (SFT2X)	37.38	16	51.14	13	CTA/Managed Futures
Forum Global Opportunities Fund Ltd	36.42	17	13.11	7	Macro
Clarke Worldwide Program	36.41	18	28.87	12	CTA/Managed Futures
World Monetary and Agriculture (WMA) Program	36.09	19	32.29	13	CTA/Managed Futures
Legacy Futures Fund LP	36.04	20	33.80	13	CTA/Managed Futures
36 South SPC Ltd - Regent Portfolio	35.97	21	81.65	14	Macro
Sparta Anti-Cíclico	35.47	22	52.55	17	Macro
Quantedge Global Fund	34.69	23	33.96	14	Macro
ISAM Systematic - Class A USD	33.87	24	22.23	11	CTA/Managed Futures
EVE - HIGH	33.17	25	30.28	10	CTA/Managed Futures
Excelsior Aggressive Fund LP	32.77	26	16.80	9	CTA/Managed Futures
Parallax Capital Partners LP	32.45	27	12.28	5	Fixed Income
Polo FIA	31.31	28	18.31	11	Event Driven
Paulson Credit Opportunites LP	31.23	29	14.04	6	Distressed Debt
Andante Fund LP	31.05	30	14.12	10	Long/Short Equities
Sector Average*	2.22	4624*	13.68	12.65	

Top 30 funds ranked by lowest annualised volatility over the past 36 months:

Name of the fund	Currency Class	HO Location	36-mth vol (%)	Neg mths in 36	Primary category
IIG Trade Opportunities Fund	USD	UK	0.21	0	Others
Traded Policies Fund - USD Institutional	USD	UK	0.24	0	Fixed Income
LH Asian Trade Finance Fund Limited	USD	Singapore	0.37	0	Others
CSHG DI	BRL	Brazil	0.45	0	Fixed Income
Premium Capital Appreciation Fund	USD	D Antilles	0.47	0	Fixed Income
BNY Mellon ARX Referenciado DI LP	BRL	Brazil	0.49	0	Fixed Income
BNY Mellon ARX Cash FI CP	BRL	Brazil	0.50	0	Fixed Income
Ancile Fund - Class A	USD	Switz	0.50	0	Multi-Strategy
Adobe Asset Management (FFDP)	USD	US	0.52	10	CTA/Managed Futures
Fator Max Corporativo	BRL	Brazil	0.54	0	Multi-Strategy
Maxima Plus	BRL	Brazil	0.55	0	Fixed Income
Trident Global Currency	USD	US	0.58	10	Macro
BRZ Moderado	BRL	Brazil	0.79	0	Macro
GS Allocation Hedge FIM	BRL	Brazil	0.80	0	Arbitrage
MVP Premium Fund USD	USD	US	0.85	0	Fixed Income
W Financial Fund LP	USD	US	0.86	0	Others
Rivoli Conservative Fund	EUR	France	0.91	8	Fund of Funds
BBM Institucional FIM	BRL	Brazil	0.93	0	Multi-Strategy
Capitania Hedge	BRL	Brazil	0.95	0	Multi-Strategy
Dexia Double Alpha - Class C EUR	EUR	France	0.97	13	Long/Short Equities
PCP Aurora Defined Benefits Fund - USD Acc Class	USD	Cyprus	1.02	0	Fund of Funds
Amundi Funds Dynarbitrage Volatility - Class I EUR Acc	EUR	Lux	1.04	5	Arbitrage
Dexia Index Arbitrage - Class C EUR	EUR	France	1.07	5	Event Driven
BNY Mellon ARX Target FIM	BRL	Brazil	1.12	0	Multi-Strategy
Centurion Credit Group International Ltd	USD	US	1.16	1	Others
SDA Hedge FIM	BRL	Brazil	1.22	0	Multi-Strategy
Advis Macro FIM	BRL	Brazil	1.25	0	Macro
BRZ Long Short FI Multimercado	BRL	Brazil	1.29	0	Long/Short Equities
Amundi Funds Arbitrage Inflation - Class I EUR Acc	EUR	Lux	1.39	8	Fixed Income
GS Allocation Dinamico FIM	BRL	Brazil	1.42	0	Arbitrage
Sector Average*			13.68	12.65	

Disclaimer

Intellectual property and copyrights in the data provided, in whole or in part, shall be held either by Eurekahedge or be subject to Eurekahedge's control or delegated authority to administer and provide. Any data forming part of the contents here may not be disseminated, recompiled, resold, copied or otherwise stored in any electronic system, fax, photocopy, server, hard-disk, hard-copy paper format or website without receiving the express written approval of Eurekahedge. Extracts may be made for the purposes of research or comment, or form part of an article so long as the source is acknowledged. Investment in the funds may be subject to marketing and investment regulations relating to qualified and/or accredited investors. Users should be aware of the restrictions relating to dissemination of data in whole or as part of other marketing activities within your jurisdiction and comply with applicable law. Your permitted use of the data shall be on the basis that you shall not look to Eurekahedge for loss or liability relating to your use of the data whether with reference to intellectual property, accuracy or any reason whatsoever. The data is provided on the basis of a matter of record only and are provided for information purposes only. The data does not, and should not be construed to, constitute an offer to sell or a solicitation of an offer to buy any of the shares, or other interest, in any fund or form the basis of any contract or commitment whatsoever, nor should it be treated as financial, professional or expert advice. Past performance is not indicative of future performance. The data is based on information and data received from the subjects of each and from other third-party sources and no guarantee of completeness or accuracy can be made, nor is any representation or warranty made in this regard. Eurekahedge will not be responsible for any liability resulting from loss pertaining to the use of the data.

All tables' hedge fund performance statistics are for period ending September 24, 2010 (data reported to September 24, 2010). All statistics at a glance are for period ending September 24, 2010 (data reported to September 24, 2010). All 36-month performance is annualised.* Please note the data in the Eurekahedge graphs and for the tables thereafter are based on 83.53% of the NAV returns for August 31, 2010, as at September 24, 2010. The positive- and negative-months columns show the number of gaining and losing months in the previous 12. Some fund names have been abbreviated for reasons of space, for example 'Ltd' or 'LLP' being removed from end of a fund's name. Similarly Dighton World Wide Fund (in CTA strategy) has 2X and 2X leveraged programs – please check with manager for full name/details of fund. The symbol ♣ represents the total number of funds (in each strategy) that report their performance data to Eurekahedge. To submit your fund's or funds' data, contact Arlyn Soriano at arlyn@eurekahedge.com