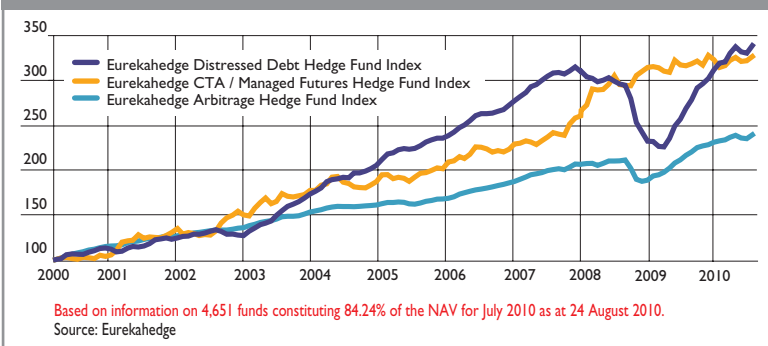
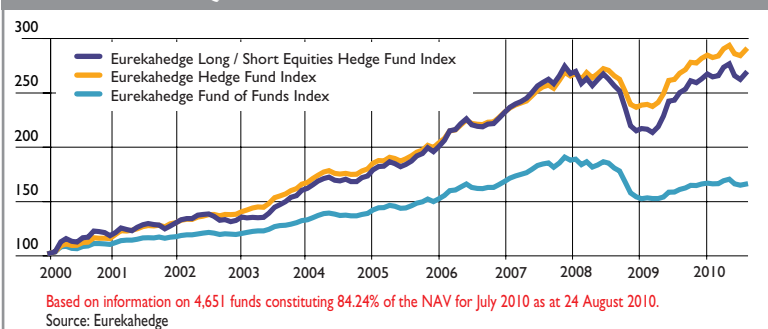


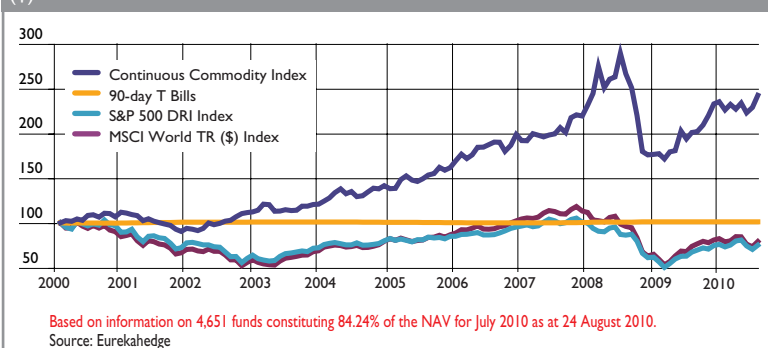
EUREKAHEDGE DIS DEBT vs EUREKAHEDGE CTA/MANAGED FUTURES HFI vs EUREKAHEDGE ARB HFI



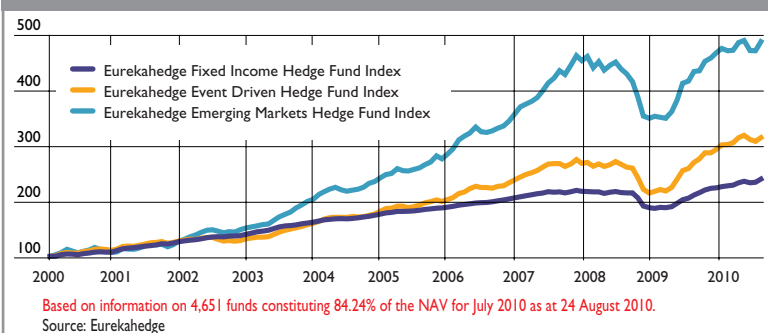
EUREKAHEDGE L/S EQ HFIVS EUREKAHEDGE HFI VS EUREKAHEDGE FOFI



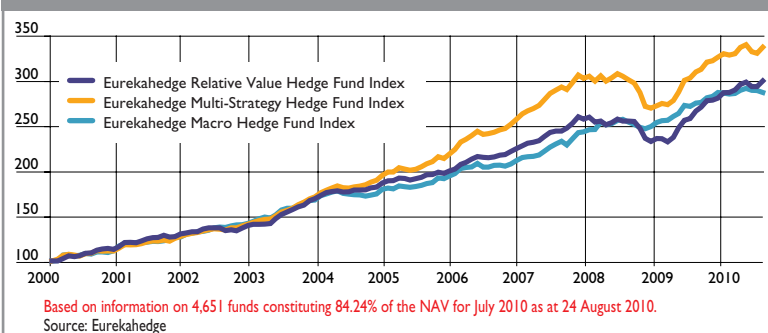
REUTERS CRB INDEX VS 90-DAY T BILLS vs S&P 500 DRI INDEX vs MSCI WORLD TR (\$ ) INDEX



EUREKAHEDGE FIXED INCOME HFI vs EUREKAHEDGE EVENT DRIVEN HFI vs EUREKAHEDGE EM HFI



EUREKAHEDGE REL VALUE HFI vs EUREKAHEDGE M/S HFIVS EUREKAHEDGE MACRO HFI



Arbitrage	Open/ Closed	HQ	% 3 mth	% 12 mth	Rk	% 36 mth	Max draw	% high water	% 12 mth	Pos mths (12)
Alkanthos Arbitrage Fund Ltd	O	US	-2.28	71.44	1	20.38	-62.06	-2.28	20.80	9
Andante Fund LP	O	US	-4.65	66.09	2	31.48	-5.31	-4.65	17.24	10
SPM Structured Servicing Holdings	O	US	9.93	56.13	3	46.38	-30.43	0.00	6.64	12
BlackRock Obsidian Fund Ltd	O	US	3.20	50.67	4	17.82	-20.92	0.00	7.74	11
Barnegat Fund Ltd	O	US	3.77	41.38	5	18.21	-55.86	0.00	11.77	11
Whitebox Credit Arbitrage Fund Ltd	C	US	-2.41	39.37	6	9.29	-48.32	-2.41	11.48	10
Whitebox Conc Conv Arb Fund Ltd	C	US	-0.40	33.84	7	17.83	-42.38	-0.40	10.66	10
Ill Global Ltd	O	US Virgin	5.41	28.29	8	-8.69	-50.73	-27.54	5.74	12
Ill Fund Ltd	O	US Virgin	5.38	28.26	9	-11.22	-54.77	-33.93	5.63	12
Rockwell Fulton Capital LP	O	US	0.59	25.76	10	9.97	-19.94	0.00	4.63	11
Nisswa Master Fund Ltd	O	US	0.92	24.71	11	17.92	-29.16	0.00	8.77	7
Arpeggio Fund	O	US	0.05	23.99	12	2.05	-36.78	0.00	6.91	10
Rhapsody Fund LP	O	US	0.14	23.96	13	12.45	-20.19	0.00	6.91	11
Investcorp Silverback Arbitrage Fund Ltd	O	US	-3.97	23.81	14	27.08	-25.78	-3.97	10.98	9
Lazard Rathmore Fund Ltd	O	US	1.29	23.75	15	18.90	-16.25	0.00	6.64	10
Ishin Master Fund Ltd	O	US	-2.29	21.88	16	3.08	-37.85	-2.29	9.56	10
Ill Relative Value Credit Strat Fund Ltd	O	US Virgin	2.33	21.31	17	1.95	-31.27	-0.76	5.91	10
Wolverine Convertible Arb Fund LLC	O	US	1.78	20.87	18	7.79	-25.76	0.00	5.46	10
SSI Hedged Convertible Opp Fund LP	O	US	0.72	17.71	19	6.03	-25.46	0.00	6.27	11
Aviva Inv Alt Fnd PCC Ltd Conv Bond Arb Fd	O	UK	-0.16	17.35	20	3.86	-45.34	-0.16	6.56	10
Marret Fund Ltd	O	Canada	-1.49	16.95	21	6.47	-9.51	-1.49	5.91	11
Henderson Credit Opp Fund - EUR	O	UK	-1.36	16.64	22	1.69	-26.23	-1.36	6.17	9
Advent Convertible Arbitrage Fund	O	US	-1.38	15.88	23	5.37	-27.86	-1.38	6.33	10
Mohican VCA Offshore Fund Ltd	O	US	1.18	15.39	24	9.54	-19.66	0.00	4.18	11
KWK Partners LP	O	US	3.17	15.23	25	13.47	-0.90	0.00	0.77	12
<b>Sector Average</b>			<b>-0.18</b>	<b>10.80</b>	<b>181</b>	<b>7.33</b>	<b>-15.53</b>	<b>-2.88</b>	<b>5.85</b>	<b>8.31</b>

Relative Value	Open/ Closed	HQ	% 3 mth	% 12 mth	Rk	% 36 mth	Max draw	% high water	% 12 mth	Pos mths (12)
SPM Core	O	US	6.67	47.11	1		-0.71	0.00	8.14	11
Q India Equity Fund Ltd - Class A	O	Mauritius	2.13	43.92	2	15.09	-57.10	0.00	16.25	10
Skopos BRK FICFIA	O	Brazil	7.74	42.57	3	9.90	-50.00	-2.10	13.70	10
Nisswa Fixed Income Fund Ltd	O	US	4.00	40.93	4		0.00	0.00	5.95	12
Element Capital Fund	O	US	2.43	38.73	5	40.28	-7.83	0.00	8.51	11
Frontaura Global Frontier Fund LLC	O	US	4.14	36.78	6		-35.44	0.00	12.68	8
Leviticus Partners LP	O	US	-3.46	30.38	7	10.26	-56.02	-3.46	15.20	8
Select Contrarian Value Partners LP	O	US	-5.74	28.37	8	7.53	-55.99	-5.74	28.60	7
CFB Conv Fund PLC - Far East Sub Fund	O	IOM	4.54	28.08	9	6.91	-33.75	0.00	8.49	8
Regal Amazon Market Neutral Fund	O	Australia	0.98	25.39	10	15.46	-20.21	0.00	11.53	9
China Alpha II Fund Limited	O	HK	-3.37	25.19	11	5.49	-57.76	-12.40	16.95	8
Catalysis Partners LLC	O	US	-3.57	23.54	12	6.45	-23.20	-3.57	15.77	8
BlueCrest Capital International Fund	O	UK	2.50	23.53	13	22.11	-4.83	0.00	4.05	11
Victory Cap S LLC S D - Ab Ret Cr Porto	O	US	1.56	21.51	14		-0.88	0.00	4.84	11
GAM Em Mkt Rates Hedge Fund - USD	O	UK	-1.96	20.62	15	17.41	-6.53	-1.96	8.84	8
HSBC Euro Leveraged Alpha Fund - EUR	O	UK	4.61	20.50	16		-5.07	-0.22	7.06	9
CCA Mortgage/Credit Opportunity Fund	O	US	0.58	19.80	17		-4.44	0.00	8.13	11
Gabelli International Ltd	C	US	-2.13	19.01	18	0.52	-35.50	-2.13	11.81	8
Brunner & Partners Nektar Hedge Fund	O	Sweden	3.82	15.67	19	16.45	-12.96	0.00	2.79	12
Gabelli Performance Partners LP	C	US	-0.26	15.61	20	6.12	-24.70	-0.26	9.24	8
GAM Conv Bond Hedge Fund - USD 1	O	UK	-0.16	14.29	21	2.76	-36.18	-0.16	11.98	10
Cadiz Tungsten	O	SA	6.60	13.63	22		-2.09	0.00	5.31	9
GAM Conv Bond Hedge Fund - USD 2	O	UK	-0.28	13.36	23		-5.03	-0.28	12.00	10
Snow Capital Investment Partners LP	O	US	-3.14	13.15	24	-1.44	-47.65	-8.24	9.40	8
North Star Partners LP	O	US	-5.30	13.13	25	1.99	-32.48	-5.30	13.91	7
<b>Sector Average</b>			<b>0.58</b>	<b>16.27</b>	<b>102</b>	<b>7.91</b>	<b>-19.33</b>	<b>-4.25</b>	<b>8.65</b>	<b>8.34</b>



	Open/ Closed	HQ	% 3 mth	% 12 mth	Rk	% 36 mth	Max draw down	% high water	% 12 mth vol	Pos mths (12)
<b>Distressed Debt</b>										
Longacre Opportunity Fund LP	O	US	-5.12	55.86	1		-5.78	-5.12	16.15	11
Dalton Distressed Mortgage Strategy	O	US	13.74	52.67	2		-2.01	0.00	7.26	12
Hildene Opportunities Fund LP	O	US	2.08	50.09	3		-2.17	0.00	9.14	11
Outrider Master Fund LP	O	US	-3.03	44.25	4	9.66	-32.19	-3.03	10.22	10
PENN Distressed Fund LP	O	US	-3.54	40.54	5	10.13	-44.28	-3.54	13.52	10
Phoenix Fund	O	Nether	-1.86	39.36	6	-22.92	-70.05	-54.59	17.42	9
ASM Asia Recovery Fund	C	HK	10.00	36.89	7	0.38	-26.81	0.00	10.00	11
Colchis Cap Dist RMBS Opp Fund LPV	O	US	0.64	36.66	8		-2.50	0.00	10.07	11
Zazove High Yield Conv Sec Fund LP	O	US	-1.77	35.23	9	-0.81	-49.89	-4.63	11.07	10
GCA Credit Opp Master Fund Ltd	O	US	2.88	33.39	10		-0.76	0.00	5.55	11
Third Avenue Special Sit Offshore Fund Ltd	O	US	-1.02	31.65	11	-2.59	-40.43	-11.03	9.87	10
MidOcean Credit Opportunity Fund	O	US	1.03	30.39	12		-1.32	0.00	7.26	11
Finisterre Sovereign Debt Fund	O	UK	1.04	25.45	13	14.43	-21.00	0.00	6.90	11
Eight Capital Master Fund Ltd	O	US	-1.66	23.91	14	-2.97	-43.57	-15.90	9.30	9
Longacre Capital Partners II LP - Class C	O	US	-1.68	22.78	15		-3.39	-1.68	8.04	9
Paulson Credit Opportunitites LP	O	US	-3.13	22.61	16	42.43	-10.39	-3.13	7.98	11
Spinnaker Global Strategic Fund	C	UK	0.15	22.49	17	-1.41	-35.98	-8.65	6.82	11
Beach Point Distressed Fund LP	O	US	0.05	18.78	18		-1.65	0.00	4.67	10
Longacre Capital Partners LP	O	US	-1.49	17.97	19	-3.91	-28.69	-12.84	6.45	9
Simplon International Limited	O	US	0.17	17.85	20	-0.00	-29.49	-0.85	4.27	11
LC Capital Offshore Fund Ltd	O	US	1.65	17.58	21	-3.12	-34.48	-10.78	4.23	10
Simplon Partners LP	O	US	-0.03	17.11	22	2.82	-30.71	-0.92	4.26	11
Waterfall Eden Fund LP	O	US	8.76	15.14	23	-2.66	-21.97	-8.83	6.60	10
KS International Inc	O	US	-1.37	14.93	24	1.95	-25.82	-1.37	5.06	10
KS Capital Partners LP	O	US	-1.46	14.87	25	1.97	-25.70	-1.46	4.94	10
<b>Sector Average</b>			<b>0.07</b>	<b>22.55</b>	<b>67▲</b>	<b>3.65</b>	<b>-18.80</b>	<b>-5.60</b>	<b>7.45</b>	<b>9.55</b>

	Open/ Closed	HQ	% 3 mth	% 12 mth	Rk	% 36 mth	Max draw down	% high water	% 12 mth vol	Pos mths (12)
<b>Event Driven</b>										
LaGrange Capital Partners LP	O	US	-4.37	124.08	1	-16.82	-95.41	-52.89	53.79	10
AUK Capital Partners LP	O	US	1.14	123.17	2	21.86	-80.40	0.00	58.65	8
LaGrange Cap Part Spec Sit Yield Fund Ltd	O	US	-0.54	120.44	3		-29.28	-6.96	43.45	10
Dynamic Power Hedge Fund	O	Canada	-13.82	49.53	4	-3.51	-79.43	-28.32	32.28	8
Marwyn Value Investors LP	O	UK	4.75	49.04	5	3.12	-48.48	-2.08	16.31	9
Ore Hill International Fund II Ltd	O	US	2.04	45.84	6	-2.55	-48.47	-9.92	8.61	11
Helium Special Situations Fund - GBP	O	Switz	1.30	41.70	7	0.58	-58.87	0.00	12.56	10
Numen Credit Opportunities Inc	O	UK	6.73	37.53	8		0.00	0.00	10.46	12
MMCAP Fund Inc	O	Canada	0.90	36.67	9	13.34	-41.82	0.00	10.32	10
Kayne Anderson MLP Fund LP	O	US	7.89	35.20	10	-0.34	-52.94	-1.02	10.77	10
Meridian Global Gold and Res Fund Ltd	O	Bermuda	-9.72	31.77	11	-1.27	-69.02	-11.39	15.47	9
ECF Value Fund I LP	C	US	-3.93	29.38	12	13.91	-43.48	-3.93	11.39	10
G10-Rosseau Special Situations Fund	O	Cayman	-10.49	29.36	13	11.00	-55.07	-10.49	27.88	8
Diamond A Partners LP	O	US	1.66	25.55	14	-22.43	-72.99	-53.33	21.95	6
Forum Absolute Return Fund Ltd	O	US	-0.12	24.18	15	15.47	-13.38	-0.12	6.75	10
SM Investors LP	O	US	-5.11	23.86	16	-10.21	-57.22	-28.04	14.31	9
Rosseau LP	O	Canada	-8.41	23.58	17	3.82	-49.80	-8.41	21.06	8
Finisterre Credit Fund	O	UK	0.31	22.44	18	4.59	-33.64	0.00	9.21	9
Wexford Credit Opportunities Fund LP	O	US	-3.30	22.43	19	11.47	-12.62	-3.30	7.43	10
Asean Small Cap Fund	O	Sing	10.56	22.36	20	-13.70	-63.43	-35.73	20.34	7
Polo Fund	C	Cayman	1.39	22.36	21	28.23	-21.53	-6.54	18.31	6
Mudrick Distressed Opportunity Fund LP	O	US	0.57	21.53	22		-1.14	0.00	4.77	10
Polo FIA	C	Brazil	8.18	19.28	23	31.74	-16.09	0.00	10.86	8
Greenwich Growth Fund Ltd	O	Bermuda	4.80	19.15	24	-12.46	-62.26	-35.77	16.17	6
First Eagle Fund NV	O	US	-1.42	18.29	25	-1.96	-41.33	-22.18	5.40	10
<b>Sector Average</b>			<b>-2.45</b>	<b>14.62</b>	<b>138▲</b>	<b>2.59</b>	<b>-24.72</b>	<b>-8.91</b>	<b>11.21</b>	<b>8.15</b>

	Open/ Closed	HQ	% 3 mth	% 12 mth	Rk	% 36 mth	Max draw down	% high water	% 12 mth vol	Pos mths (12)
<b>Fixed Income</b>										
Concise Capital Onshore Fund LLC	O	US	2.88	84.88	1	-13.57	-83.09	-36.94	20.16	12
Concise Capital Offshore Fund SPC	O	US	2.48	79.83	2	-12.44	-80.96	-34.45	19.01	12
Cedarview Opportunities I LP	O	US	3.27	72.06	3	1.16	-58.52	0.00	11.68	12
Cedarview Opportunities Master Fund LP	O	US	3.27	71.62	4	1.07	-58.52	0.00	11.67	12
Encore Fund LP	O	US	-4.12	54.22	5	5.98	-54.08	-4.12	13.66	10
NGA Capital Feeder Fund Limited	O	US	10.59	51.98	6		-15.36	0.00	12.53	9
Midway Market Neutral Fund LLC	O	US	5.30	41.11	7	28.00	-24.94	0.00	4.32	12
Capital Structure Opportunities Fund LP	O	US	1.16	36.13	8	2.94	-47.93	0.00	9.52	10
UCM Opportunistic Mortgage Strategy Fund	O	US	1.12	33.31	9		-1.00	0.00	7.23	11
Storm Bond Fund	O	UK	-1.10	31.92	10		-23.81	-1.10	8.79	11
Renaissance Russia Debt Fund	O	UK	1.14	30.17	11	10.83	-27.84	0.00	8.26	11
The Asgard Fixed Income Fund I (EUR)	C	Denmark	5.31	28.27	12	21.16	-10.40	0.00	3.69	12
Vision Guardian Partners LP	O	US	0.64	28.17	13		-1.01	0.00	9.80	9
Galloway Global Fixed Income Fund	O	Brazil	1.09	27.94	14		-3.32	0.00	8.53	11
Parallax Capital Partners LP	O	US	5.39	27.43	15	34.80	-29.20	0.00	5.41	11
Prudence Enhanced Income Fund	O	HK	4.12	27.31	16		-0.63	0.00	7.47	11
GEMS Bond Fund - USD	O	UK	1.98	27.15	17	-2.60	-38.53	-10.68	6.37	11
RAB European Credit Opp Fund - A Share	O	UK	-2.21	23.22	18	1.75	-40.63	-2.21	8.45	10
IFPC Zenith High Yield Bond Fd - EUR CIA	O	UK	-3.01	23.17	19		-5.91	-3.01	10.60	8
Adelante Sovereign High Yield Fund	C	UK	1.26	22.85	20	10.09	-22.42	0.00	6.93	11
Pamplona Credit Opportunities Fund	O	UK	-1.37	22.02	21		-2.39	-1.37	6.14	10
Spinnaker Global Opportunity Fund	C	UK	-0.77	20.71	22	0.46	-31.66	-6.67	7.60	10
Serica Credit Balanced Fund	O	HK	0.32	20.19	23		-3.89	0.00	7.36	11
Lynx Fund I (Master Fund) Ltd	O	US	1.16	19.93	24	20.11	-3.05	0.00	5.51	11
Liontrust Credit Fund - EUR Class	O	UK	-7.51	19.58	25	12.16	-12.34	-7.51	14.79	8
<b>Sector Average</b>			<b>0.31</b>	<b>14.01</b>	<b>164▲</b>	<b>4.29</b>	<b>-15.38</b>	<b>-4.70</b>	<b>6.48</b>	<b>9.07</b>

	Open/ Closed	HQ	% 3 mth	% 12 mth	Rk	% 36 mth	Max draw down	% high water	% 12 mth vol	Pos mths (12)
<b>Fund of Funds</b>										
FMG Russia Fund	O	Bermuda	53.19	97.51	1	-13.95	-79.37	-45.53	52.78	10
Tera Capital Fund	O	Russia	-6.06	42.62	2	-5.77	-61.39	-27.91	19.44	11
EnTrust Diversified Select Cr Fund LP Cl C	O	US	-0.81	33.50	3		-2.12	-0.81	9.96	9
FAMA Brazil Fd - Challenger Equity Value Cl	O	Brazil	4.64	33.38	4	4.18	-62.84	0.00	21.08	8
AAA Açoes FIC FIA	O	Brazil	6.52	30.92	5	15.20	-35.51	0.00	9.89	8
3 Degrees Dynamic Ltd	O	Sing	3.69	24.35	6		-18.90	0.00	7.64	10
CDK Credit Select LP	O	US	-1.16	23.38	7		-2.09	-1.16	5.36	10
Gottex Portable Alpha FTSE 100	O	Switz	-6.36	23.22	8	-12.21	-58.56	-35.43	18.21	7
CDK Credit Select Fund	O	US	-1.19	23.08	9		-2.03	-1.19	5.30	10
Nashuk Partners LP	O	US	-6.17	21.63	10	-2.12	-40.49	-11.27	12.69	9
FMG India Opportunity Fund	O	Bermuda	-0.71	21.30	11	-12.30	-80.61	-52.55	14.85	8
Acorn Credit Strategies LP	O	US	-3.51	21.19	12		-4.75	-3.51	7.19	10
HDF Emerging Markets Equity Class IA EUR	O	France	-0.73	20.92	13	-2.09	-48.10	-13.22	12.67	8
Gottex Port Alph MN+ S&P 500 (Non-ERISA)	O	Switz	-8.33	20.81	14		-58.44	-28.31	18.24	8
Credit Suisse/Tremont Blue Chip Index	O	US	-1.54	19.93	15	-2.00	-27.59	-8.38	6.27	11
PIPE Select Fund LLC	O	US	-1.72	18.92	16		-2.60	-1.72	6.26	10
Dorchester Cap Part Select Opp LP	O	US	-2.52	18.80	17	-3.72	-36.72	-13.75	6.41	10
Guidance Black Terrain Fund LP	O	US	-2.72	18.63	18		-27.13	-2.72	7.24	9
Lighthouse Credit Opp Fund LTD - Class B	O	US	-1.35	18.16	19	0.33	-23.84	-1.51	6.39	9
EnTrust Capital Diversified Fund LP	O	US	0.92	18.13	20	-1.26	-28.01	-4.97	5.54	11
PAN Special Opportunities LP	O	US	-5.12	17.60	21		-23.81	-5.12	7.85	10
Dynamic Alternative Opp Fund - Series A	O	Canada	-6.91	17.58	22		-44.45	-22.14	13.35	10
Lyster Watson Dist Opp Fund LP - Series A	O	US	-2.35	17.48	23	-1.33	-31.09	-6.90	5.44	10
Magnitude Leveraged International	O	US	-2.92	16.74	24	-5.41	-45.35	-20.78	6.76	10
Lighthouse Credit Opp Fund LP - Class B	O	US	-0.07	16.49	25	-4.96	-32.30	-15.47	5.84	9
<b>Sector Average</b>										

Long / Short Equities	Open/ Closed	HQ	% 3 mth	% 12 mth	Rk	% 36 mth	Max draw down	% high water	% 12 mth vol	Pos mths (12)
Halcyon Power Investment Company	O	Cayman	-4.20	115.34	1	-3.33	-69.30	-12.59	37.87	10
Galaxy China Deep Value Fund	O	HK	-12.21	106.69	2		-12.21	-12.21	37.81	7
HH Generation	O	Cayman	-2.21	104.42	3	-1.20	-74.86	-7.61	29.51	11
Senvest Israel Partners LP	O	US	-4.18	81.22	4	10.13	-66.81	-5.62	34.34	7
Phileo Emerald Fund LP	O	US	4.54	79.49	5		-5.50	0.00	33.81	9
Spectrum CIS Value Fund	O	Russia	-9.55	77.07	6	-15.88	-83.62	-47.96	31.75	10
Haverstock Master Fund Ltd - Class A	O	US	3.86	76.84	7		-4.25	0.00	31.72	10
Senvest Partners Ltd	O	US	-15.19	73.02	8	19.70	-70.55	-15.19	41.53	9
Red Star Value SP	O	US	24.37	64.81	9	-7.45	-90.25	-32.52	25.15	9
Regal Zambezi Absolute Return Fund	O	Australia	-16.43	64.27	10	4.12	-61.24	-16.43	43.40	8
Grand Haven Capital Fund	O	Switz	-0.39	61.08	11	4.19	-56.70	-0.39	26.13	8
Specialised Russian Growth Limited	O	Cayman	-6.95	59.14	12		-13.15	-6.95	26.82	9
Horizon Growth Fund NV	O	Uruguay	7.33	58.11	13	27.39	-49.81	0.00	11.62	10
RAB Energy Fund - Class A-I	C	UK	11.86	57.56	14	-3.74	-63.29	-10.81	11.02	11
AlphaNorth Partners Fund	O	Canada	-1.77	57.30	15		-63.34	-1.77	25.72	9
Naos Small Companies Fund	O	Australia	-1.04	57.19	16	2.20	-64.33	-2.67	33.50	7
Sokol Russian Equity Opp Offshore Fund	O	Russia	-11.15	57.17	17	-0.95	-63.14	-24.29	24.64	8
Komodo Fund	O	Indonesia	8.80	52.87	18	22.93	-54.89	0.00	19.01	10
Triumph Aggressive Opportunities Fund LP	O	Canada	-4.14	51.67	19	-13.04	-72.57	-40.74	26.57	10
Firebird New Russia Fund Ltd	C	US	-7.16	51.04	20	-4.81	-81.79	-30.95	23.46	9
Manchester Explorer LP	O	US	1.23	49.28	21	22.97	-18.96	0.00	18.89	9
Specialised Metals & Mining Limited	O	Cayman	-4.87	48.69	22		-9.80	-4.87	28.18	7
Deep Woods Partners LP	C	US	-8.13	45.75	23	1.45	-50.19	-8.13	18.11	8
Akito Fund JPY	C	Japan	5.34	44.83	24		0.00	0.00	8.91	12
OC Concentrated Equity Fund	O	Australia	-4.20	43.67	25	0.57	-60.87	-4.20	19.01	9
<b>Sector Average</b>			<b>-3.30</b>	<b>7.69</b>	<b>1397</b>	<b>0.38</b>	<b>-25.62</b>	<b>-12.27</b>	<b>11.57</b>	<b>6.91</b>

Global Macro	Open/ Closed	HQ	% 3 mth	% 12 mth	Rk	% 36 mth	Max draw down	% high water	% 12 mth vol	Pos mths (12)
Shearwater Fund - CHF	O	Switz	24.86	125.26	1	6.24	-67.18	-6.10	13.67	12
Quantedge Global Fund	O	Sing	22.32	80.18	2	24.78	-44.65	0.00	28.35	9
Osiris Investment Partners LP	O	US	-10.65	52.63	3	-7.26	-78.43	-24.27	34.40	7
Forum Global Opportunities Fund Ltd	O	US	5.47	37.10	4	33.83	-7.80	0.00	7.56	11
Omni Macro Fund	O	UK	15.55	34.56	5		-4.11	0.00	13.70	10
IKOS FX Fund	O	Cyprus	10.36	31.16	6		-4.73	0.00	7.37	11
36 South SPC Ltd - Regent Portfolio	O	UK	0.18	28.49	7		-47.10	-30.12	83.65	7
GLG Emerging Markets Fund - Class A	O	UK	-1.47	26.83	8	4.10	-41.39	-9.85	14.79	9
Ortus Fund (Cayman) Limited	O	HK	5.68	23.89	9	6.12	-23.34	0.00	11.00	10
Adelphi Emerging Europe Fund	O	UK	-6.79	22.23	10	10.65	-28.58	-6.79	13.81	8
Bridgewater All Weather @12% Ltd	O	US	5.08	22.00	11	2.30	-32.27	-8.13	6.74	11
Grant Capital Partners Liquid Macro Fund LP	O	US	6.24	20.01	12		-5.39	0.00	5.28	11
Covepoint Emerging Markets Macro Fund	O	US	0.41	19.01	13	8.34	-36.05	0.00	27.53	8
IPM - Global TAA Fund	O	Sweden	11.96	18.34	14	17.68	-7.20	0.00	11.01	8
Amundi Capital VAR 20 USD	O	Lux	-3.62	18.03	15	5.43	-39.11	-4.17	12.52	7
Barak Structured Trade Finance Fund	O	SA	4.01	17.35	16		0.00	0.00	0.29	12
First Quadrant Global Macro Fund LP	O	US	8.44	17.33	17	-0.31	-24.56	-11.39	9.35	9
Marketfield Fund Ltd	O	US	-7.43	17.13	18		-27.62	-7.43	14.36	9
QFS Currency Fund LP	O	US	0.07	16.07	19	6.27	-18.83	-3.15	16.44	8
Guinness Energy Fund	O	UK	-5.81	14.81	20	-1.82	-58.79	-20.06	20.20	7
LCJ FX Fund - Class A EUR	O	Switz	6.04	14.58	21		-8.16	0.00	6.18	10
Texel Macro Fund	O	Switz	-0.24	14.01	22	24.47	-35.81	-9.84	31.37	5
JK Absolute Return Fund - JPY	O	UK	-1.34	13.59	23	5.05	-32.39	-1.34	7.07	10
BlackHawk Alpha Fund AI LP	O	US	11.54	12.89	24	4.38	-16.41	-11.09	21.69	6
Opportunity Unique Hedge Sub-Fund	O	Brazil	-2.07	12.52	25	4.68	-30.11	-2.43	10.91	8
<b>Sector Average</b>			<b>-1.35</b>	<b>5.98</b>	<b>185</b>	<b>7.48</b>	<b>-16.29</b>	<b>-7.75</b>	<b>9.90</b>	<b>6.73</b>

CTA / Managed Futures	Open/ Closed	HQ	% 3 mth	% 12 mth	Rk	% 36 mth	Max draw down	% high water	% 12 mth vol	Pos mths (12)
Dacharan Fund	C	UK	60.30	92.64	1		-10.74	0.00	39.28	8
AIS Gold Fund LP	O	US	-6.41	57.96	2	6.46	-87.97	-39.37	39.11	6
SafePort Gold & Silver Mining Fund	O	Liecht	-9.08	51.56	3	-15.98	-71.95	-41.82	25.09	9
Becker Asset Management LLC Program I	O	US	27.15	46.22	4	24.73	-41.07	0.00	15.30	9
Dighton Aggressive SP (SFT2X)	O	Switz	36.83	45.39	5	27.47	-44.33	-12.20	38.08	7
LJM Managed Accounts (Aggressive Strategy)	O	US	3.92	43.77	6	6.23	-63.83	-35.81	14.55	9
RAM Aggressive	O	US	36.33	42.82	7	49.45	-40.98	0.00	34.86	6
RAM Fund LLC	O	US	35.41	40.69	8	46.89	-36.77	0.00	34.12	6
SafePort Silver Mining Fund	O	Liecht	-15.79	39.92	9	-23.57	-80.96	-57.70	28.21	9
FORT Global Diversified LP	O	US	10.83	37.38	10	13.61	-17.16	0.00	14.51	10
SafePort Precious Metals 95+ Fund	O	Liecht	-3.03	34.61	11	7.68	-29.18	-12.59	23.35	10
Crescent Bay Balanced Volatility Program	O	US	23.06	34.34	12	13.86	-32.69	-7.07	15.66	8
Di Tomasso Equilibrium Fund	O	Canada	8.53	33.91	13	29.56	-26.14	0.00	16.15	9
FORT Global Contrarian LP	O	US	8.05	32.83	14	10.09	-17.42	0.00	10.38	10
Global Diversified Program	O	US	11.41	32.75	15	34.31	-61.78	0.00	28.13	9
Option Selling Strategy	O	US	6.01	32.14	16	4.69	-34.63	-4.98	13.30	9
Kinkopf Capital S&P	O	US	-14.55	30.66	17	0.46	-37.04	-14.55	27.39	7
Legacy Futures Fund LP	O	US	10.35	30.29	18	32.33	-54.73	0.00	27.48	9
Diapason RIC Metals Segment - Class A	O	Switz	-3.24	30.28	19	-0.07	-46.66	-5.99	13.27	9
Credence Oriental Trade Ent Ltd Partnership	O	China	4.19	30.19	20		-9.18	0.00	11.19	10
Arkanar Managed Accounts	O	Cayman	16.01	29.82	21	19.34	-5.90	0.00	11.82	7
Future Gate Investment Fund LP	O	US	-10.56	29.65	22		-22.42	-10.56	28.37	9
Global-Macro-Portfolio	O	Germany	8.12	27.40	23	19.91	-5.98	0.00	2.72	12
LJM Fund LP	O	US	3.98	25.55	24	16.52	-42.20	-13.20	11.30	9
Equity Index Program	O	US	41.54	25.53	25		-26.48	0.00	38.53	7
<b>Sector Average</b>			<b>-1.68</b>	<b>1.15</b>	<b>517</b>	<b>6.59</b>	<b>-25.07</b>	<b>-15.89</b>	<b>14.90</b>	<b>6.43</b>

Multi-Strategy	Open/ Closed	HQ	% 3 mth	% 12 mth	Rk	% 36 mth	Max draw down	% high water	% 12 mth vol	Pos mths (12)
BNY Mellon ARX Long Term FIA	O	Brazil	16.13	69.01	1		-37.52	0.00	11.03	11
Odyssey Special Situations Bond Fund Ltd	O	US	4.21	57.08	2		-6.04	0.00	11.07	10
MBA Latin America Opportunity Fund	O	Arg	3.22	52.92	3	15.17	-7.76	0.00	16.49	10
Da Vinci CIS Opportunities Fund	O	Russia	-1.23	47.55	4		-8.25	-1.23	18.85	8
Kayne Anderson Midstream Energy Fund Ltd	O	US	9.89	44.50	5	-12.95	-73.27	-34.05	14.22	10
FrontFour Capital Partners LP	O	US	-7.94	43.13	6	0.46	-43.30	-7.94	18.05	9
Dynamo Cougar	O	Brazil	8.60	41.24	7	12.90	-44.80	0.00	10.52	9
Consilium Emerging Market Ab Ret Fund Ltd	O	US	-1.85	40.75	8	6.60	-28.70	-1.85	23.20	9
FPP Seven Seas Fund	O	UK	-3.38	40.08	9	-14.85	-74.06	-39.50	20.76	8
Skopos BRK 60 FIC FIA	O	Brazil	7.20	39.99	10	8.27	-49.93	-2.11	12.94	11
Russian Opportunities Fund Ltd	O	Russia	-8.41	36.32	11	-4.88	-87.68	-23.54	22.68	7
Mercury International Fund Class Equities	O	Brazil	0.40	34.75	12	10.55	-56.52	-0.51	25.91	9
Northglen Aggressive Fund SP	O	UK	-5.63	34.07	13	7.74	-31.21	-5.63	14.69	9
Vertex Fund	O	Canada	-7.41	31.13	14	5.10	-45.92	-7.41	14.95	10
Sharp	O	Sweden	3.45	30.10	15	3.54	-43.54	0.00	10.96	11
Insparo Africa and Middle East Fund	O	UK	-2.09	29.82	16		-13.72	-2.09	13.33	8
BNY Mellon ARX Income FIA	O	Brazil	6.71	28.20	17	8.37	-45.45	0.00	14.59	9
Credit Suisse Candlewood Spec Sit Fund LP	O	US	2.11	28.09	18	5.44	-25.87	0.00	5.93	12
The Valles Fund	O	Switz	1.14	27.94	19		-0.80	0.00	8.44	10
Whitebox Multi-Strategy Fund LP	O	US	-1.91	26.47	20	13.21	-34.34	-1.91	8.92	10
Whitebox Multi-Strategy Fund Ltd	O	US	-1.94	26.06	21	13.01	-34.40	-1.94	8.86	10
Clear Horizon Multi-Strategy Fund	C	SA	4.42	25.94	22	0.83	-31.26	-0.81	6.33	11
Kayne Anderson Cap Income Part (QP) LP	O	US	3.13	25.40	23	-2.93	-47.82	-13.05	5.04	11
Brait Multi Strategy Fund	O	SA	3.44	25.04	24	17.90	-11.92	0.00	5.93	11
FPP Emerging Hedge Fund I Ltd	O	UK	-1.34	23.73	25	-6.33	-70.94	-17.81	18.63	7
<b>Sector Average</b>			<b>-1.16</b>	<b>9.09</b>	<b>281</b>	<b>6.50</b>	<b>-17.69</b>	<b>-6.44</b>	<b>8.29</b>	<b>8.24</b>



Top 30 funds ranked by fewest negative months over the past 36 months:

Name of the fund	36-mnth ret (%)	Rank by 36-mnth ret	Vol 36-mth (%)	Neg mths in 36	Primary category
Polo Crédito Privado FIM	19.51	108	2.19	0	Others
Arsenal Hedge-Arbitrage Funds Investable Index	12.72	302	1.77	0	Fund of Funds
Capitania Treasury	12.41	325	1.57	0	Multi-Strategy
GS Allocation Dinamico FIM	12.40	326	1.41	0	Arbitrage
Avis Macro FIM	11.83	366	1.26	0	Macro
MVP Premium Fund USD	11.45	386	0.83	0	Fixed Income
Capitania Hedge	11.15	397	0.96	0	Multi-Strategy
BRZ Long Short FI Multimercado	11.13	399	1.29	0	Long/Short Equities
SDA Hedge FIM	11.08	406	1.23	0	Multi-Strategy
GAP Institucional	10.86	422	1.42	0	Multi-Strategy
BNY Mellon ARX Target FIM	10.86	423	1.13	0	Multi-Strategy
Fator Max Corporativo	10.77	427	0.55	0	Multi-Strategy
Maxima Plus	10.75	432	0.55	0	Fixed Income
CSHG DI Private	10.40	457	0.47	0	Fixed Income
BBM Institucional FIM	10.40	458	0.94	0	Multi-Strategy
BNY Mellon ARX Referenciado DI LP	10.17	482	0.50	0	Fixed Income
GS Allocation Hedge FIM	10.14	486	0.80	0	Arbitrage
CSHG DI	9.66	536	0.46	0	Fixed Income
BRZ Moderado	9.46	555	0.81	0	Macro
Traded Policies Fund - USD Institutional	9.14	578	0.24	0	Fixed Income
Ancile Fund - Class A	9.00	595	0.56	0	Multi-Strategy
W Finacial Fund LP	8.89	607	0.87	0	Others
PCP Aurora Defined Benefits Fund - USD Acc Class	6.21	882	1.05	0	Fund of Funds
LH Asian Trade Finance Fund Limited	5.23	1005	0.39	0	Others
Lynx Fund I (Master Fund) Ltd	20.11	98	3.92	1	Fixed Income
Centurion Credit Group LLC	15.93	177	2.24	1	Others
KWK Partners LP	13.47	263	1.75	1	Arbitrage
Centurion Credit Group International Ltd	11.85	365	1.17	1	Others
Rio Arbitragem FIM	11.29	391	1.88	1	Multi-Strategy
BNY Mellon ARX Hedge FIM	10.91	419	1.89	1	Multi-Strategy
<b>Sector Average*</b>	<b>1.56</b>	<b>4345*</b>	<b>14.01</b>	<b>13.05</b>	

\*The number in the 'Rank' column against the Sector Average, represents the number of constituent funds in that index/average

Top 30 funds ranked by performance over the past 36 months

Name of the fund	36-mnth ret (%)	Rank by 36-mnth ret	Vol 36-mth (%)	Neg mths in 36	Primary category
Liquid Capital Fund LP	104.38	1	298.82	2	CTA/Managed Futures
Edge Investment Management Ltd	71.94	2	32.20	9	CTA/Managed Futures
Golden Hind Fund LP	71.21	3	24.52	5	Long / Short Equities
Sparta Ciclico	55.08	4	55.35	16	Macro
CQS ABS Feeder Fund Limited	52.18	5	15.88	4	Others
RAM Aggressive	49.45	6	38.89	16	CTA/Managed Futures
RAM Fund LLC	46.89	7	38.24	16	CTA/Managed Futures
SPM Structured Servicing Holdings	46.38	8	22.85	3	Arbitrage
EVE - HIGH	42.55	9	33.60	10	CTA/Managed Futures
Paulson Credit Opportunites LP	42.43	10	19.66	5	Distressed Debt
Bearing Fund LP	40.67	11	29.22	12	Macro
Element Capital Fund	40.28	12	13.16	6	Relative Value
Phalanx Japan-AustralAsia Multi-Strategy Fund	40.18	13	11.76	5	Multi-Strategy
Axel Partners LP	40.03	14	26.19	14	Long / Short Equities
Balestra Capital Partners LP	35.08	15	21.69	14	Macro
Parallax Capital Partners LP	34.80	16	12.99	5	Fixed Income
Global Diversified Program	34.31	17	34.02	14	CTA/Managed Futures
RiverNorth Capital Partners LP	33.86	18		5	Long / Short Equities
Forum Global Opportunities Fund Ltd	33.83	19	13.54	8	Macro
Sparta Anti-Ciclico	33.47	20	52.75	17	Macro
Quantitative Global Fund - 3x	33.10	21	33.54	14	CTA/Managed Futures
Legacy Futures Fund LP	32.33	22	33.91	14	CTA/Managed Futures
Polo FIA	31.74	23	18.26	10	Event Driven
Andante Fund LP	31.48	24	14.03	10	Arbitrage
Central Square Capital LP	31.22	25	13.25	9	Long / Short Equities
Clarke Worldwide Program	30.89	26	28.86	13	CTA/Managed Futures
Pivot Global Value Fund	30.79	27	14.03	12	Macro
Di Tomasso Equilibrium Fund	29.56	28	24.05	13	CTA/Managed Futures
Sibilla Capital Ltd - Global Class	28.77	29	21.92	15	Macro
ISAM Systematic - Class A USD	28.64	30	22.54	12	CTA/Managed Futures
<b>Sector Average*</b>	<b>1.56</b>	<b>4345*</b>	<b>14.01</b>	<b>13.05</b>	

Top 30 funds ranked by lowest annualised volatility over the past 36 months:

Name of the fund	Currency Class	HO Location	Vol 36-mth (%)	Neg mths in 36	Primary category
Traded Policies Fund - USD Institutional	USD	UK	0.24	0	Fixed Income
LH Asian Trade Finance Fund Limited	USD	Singapore	0.39	0	Others
CSHG DI	BRL	Brazil	0.46	0	Fixed Income
BNY Mellon ARX Referenciado DI LP	BRL	Brazil	0.50	0	Fixed Income
Adobe Asset Management (FFDP)	USD	US	0.52	10	CTA/Managed Futures
Fator Max Corporativo	BRL	Brazil	0.55	0	Multi-Strategy
Maxima Plus	BRL	Brazil	0.55	0	Fixed Income
Ancile Fund - Class A	USD	Switz	0.56	0	Multi-Strategy
GS Allocation Hedge FIM	BRL	Brazil	0.80	0	Arbitrage
BRZ Moderado	BRL	Brazil	0.81	0	Macro
MVP Premium Fund USD	USD	US	0.83	0	Fixed Income
W Finacial Fund LP	USD	US	0.87	0	Others
Rivoli Conservative Fund	EUR	France	0.94	9	Fund of Funds
BBM Institucional FIM	BRL	Brazil	0.94	0	Multi-Strategy
Capitania Hedge	BRL	Brazil	0.96	0	Multi-Strategy
Dexia Double Alpha - Class C EUR	EUR	France	1.03	12	Long / Short Equities
Amundi Funds Dynarbitrage Volatility - CI I EUR Acc	EUR	Lux	1.04	5	Arbitrage
PCP Aurora Defined Benefits Fund - USD Acc Class	USD	Cyprus	1.05	0	Fund of Funds
Dexia Index Arbitrage - Class C EUR	EUR	France	1.07	5	Event Driven
BNY Mellon ARX Target FIM	BRL	Brazil	1.13	0	Multi-Strategy
Centurion Credit Group International Ltd	USD	US	1.17	1	Others
SDA Hedge FIM	BRL	Brazil	1.23	0	Multi-Strategy
Avis Macro FIM	BRL	Brazil	1.26	0	Macro
BRZ Long Short FI Multimercado	BRL	Brazil	1.29	0	Long / Short Equities
Amundi Funds Arbitrage Inflation - Class I EUR Acc	EUR	Lux	1.34	7	Fixed Income
GS Allocation Dinamico FIM	BRL	Brazil	1.41	0	Arbitrage
GAP Institucional	BRL	Brazil	1.42	0	Multi-Strategy
Gain Capital Management	USD	US	1.47	22	CTA/Managed Futures
Dexia Emerging Debt Arbitrage - Class C EUR	EUR	France	1.51	11	Arbitrage
Capitania Treasury	BRL	Brazil	1.57	0	Multi-Strategy
<b>Sector Average*</b>			<b>14.01</b>	<b>13.05</b>	

Disclaimer

Intellectual property and copyrights in the data provided, in whole or in part, shall be held either by Eurekahedge or be subject to Eurekahedge's control or delegated authority to administer and provide. Any data forming part of the contents here may not be disseminated, recompiled, resold, copied or otherwise stored in any electronic system, fax, photocopy, server, hard-disk, hard-copy paper format or website without receiving the express written approval of Eurekahedge. Extracts may be made for the purposes of research or comment, or form part of an article so long as the source is acknowledged. Investment in the funds may be subject to marketing and investment regulations relating to qualified and/or accredited investors. Users should be aware of the restrictions relating to dissemination of data in whole or as part of other marketing activities within your jurisdiction and comply with applicable law. Your permitted use of the data shall be on the basis that you shall not look to Eurekahedge for loss or liability relating to your use of the data whether with reference to intellectual property, accuracy or any reason whatsoever. The data is provided on the basis of a matter of record only and are provided for information purposes only. The data does not, and should not be construed to, constitute an offer to sell or a solicitation of an offer to buy any of the shares, or other interest, in any fund or form the basis of any contract or commitment whatsoever, nor should it be treated as financial, professional or expert advice. Past performance is not indicative of future performance. The data is based on information and data received from the subjects of each and from other third-party sources and no guarantee of completeness or accuracy can be made, nor is any representation or warranty made in this regard. Eurekahedge will not be responsible for any liability resulting from loss pertaining to the use of the data.

All tables' hedge fund performance statistics are for period ending August 24, 2010 (data reported to August 24, 2010). All statistics at a glance are for period ending August 24, 2010 (data reported to August 24, 2010). All 36-month performance is annualised.\* Please note the data in the Eurekahedge graphs and for the tables thereafter are based on 84.24% of the NAV returns for July 31, 2010, as at August 24, 2010. The positive- and negative-months columns show the number of gaining and losing months in the previous 12. Some fund names have been abbreviated for reasons of space, for example 'Ltd' or 'LLP' being removed from end of a fund's name. Similarly Dighton World Wide Fund (in CTA strategy) has 2X and 2X leveraged programs – please check with manager for full name/details of fund. The symbol ♣ represents the total number of funds (in each strategy) that report their performance data to Eurekahedge. To submit your fund's or funds' data, contact Arlyn Soriano at arlyn@eurekahedge.com