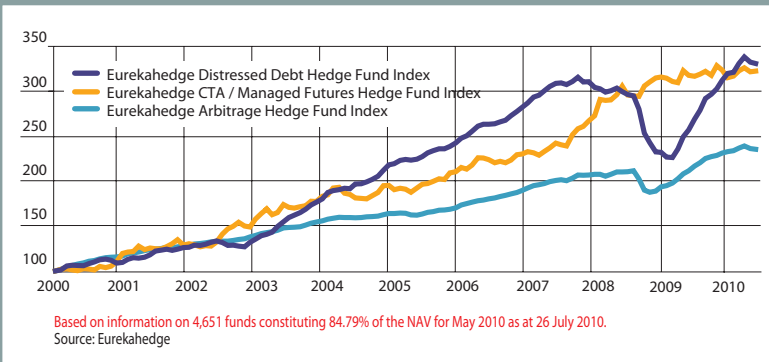


# STATISTICS

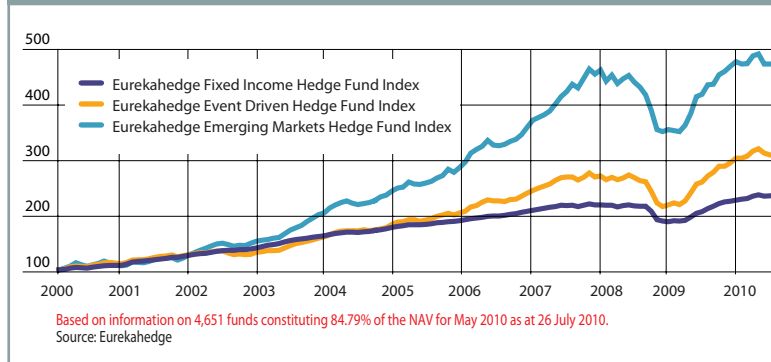
	Open/ Closed	HQ	% 3 mth	% 12 mth	Rk	% 36 mth	Max draw down	% high water	12 mth vol %	Pos mths (12)
Arbitrage										
Andante Fund LP	0	US	-1.19	83.82	1	31.61	-5.29	-5.29	18.02	10
Akanthos Arbitrage Fund Ltd	0	US	-5.80	79.42	2	16.80	-62.06	-6.96	21.43	9
SPM Structured Servicing Holdings	0	US	10.64	71.90	3	44.27	-30.43	0.00	9.89	12
BlackRock Obsidian Fund Ltd	0	US	1.12	55.76	4	20.87	-20.92	-1.10	8.87	11
Barnegat Fund Ltd	0	US	-2.24	38.95	5	15.47	-55.86	-2.59	11.30	11
Investcorp Silverback Arbitrage Fund Ltd	0	US	-0.96	38.56	6	27.01	-25.78	-4.79	15.46	9
III Global Ltd	0	US VI	5.54	34.60	7	-8.16	-50.73	-28.34	6.82	12
III Fund Ltd	0	US VI	5.39	34.58	8	-11.35	-54.77	-34.77	6.87	11
Rhapsody Fund LP	0	US	0.87	34.13	9	11.71	-20.19	-0.85	10.07	11
Nisswa Master Fund Ltd	0	US	2.28	34.06	10	16.67	-29.16	-0.80	11.52	7
Arpeggio Fund	0	US	0.78	33.91	11	1.14	-36.78	-0.86	9.83	10
Lazard Rathmore Fund Ltd	0	US	0.39	29.48	12	18.23	-16.25	-1.45	8.75	10
Ishin Master Fund Ltd	0	US	-1.20	27.30	13	2.23	-37.85	-4.11	10.67	10
Basso Partners LP	0	US	1.06	25.86	14	9.57	-25.06	-1.26	8.70	10
Wolverine Convertible Arbitrage Fund LLC	0	US	0.01	24.45	15	6.33	-25.76	-0.99	6.85	10
Advent Convertible Arbitrage Fund	0	US	-0.79	24.43	16	4.42	-27.86	-2.89	10.07	10
Henderson Credit Opportunities Fund - EUR	0	UK	-0.75	21.39	17	0.58	-26.23	-2.84	7.47	9
SSI Hedged Convertible Opportunity Fund LP	0	US	-0.33	21.35	18	4.39	-25.46	-2.44	7.91	11
Aviva Invstrs Alt Fnds PCC Con Bnd Arb Fd - USD	0	UK	-0.85	20.85	19	3.19	-45.34	-2.38	7.65	10
III Relative Value Credit Strategies Fund Ltd	0	US VI	0.86	20.67	20	2.73	-31.27	-2.56	5.94	10
Mohican VCA Offshore Fund Ltd	0	US	-0.01	18.47	21	8.28	-19.66	-0.83	5.47	11
Tenor Opportunity Fund	0	US	0.85	17.75	22	9.22	-17.75	-0.53	5.27	11
Adhia Arbitrage Onshore Fund LP	0	US	3.53	17.55	23	19.74	-7.01	0.00	5.95	10
Marret Fund Ltd	0	Canada	-1.66	17.52	24	5.76	-9.51	-3.01	5.95	11
GAM Arbitrage - USD O	C	UK	-1.94	16.72	25	-6.22	-35.39	-17.53	9.00	8
Sector Average			-0.84	11.44	178	6.25	-15.83	-4.93	6.25	8.22

	Open/ Closed	HQ	% 3 mth	% 12 mth	Rk	% 36 mth	Max draw down	% high water	12 mth vol %	Pos mths (12)
Relative Value										
SPM Core	0	US	8.75	64.15	1	-0.71	0.00	11.93	11	
Skopos BRK FICFIA	0	Brazil	10.54	55.17	2	11.94	-50.00	0.00	12.84	11
Nisswa Fixed Income Fund Ltd	0	US	7.15	53.84	3	0.00	0.00	9.56	12	
Q India Equity Fund Ltd - Class A	0	Maur	1.49	51.71	4	14.08	-57.10	-2.88	17.91	10
Select Contrarian Value Partners LP	0	US	-8.22	48.97	5	2.63	-55.99	-11.50	35.54	7
Element Capital Fund	0	US	0.53	47.96	6	39.49	-7.83	0.00	10.48	11
Leviticus Partners LP	0	US	3.34	39.98	7	8.83	-56.02	-2.40	15.16	9
China Alpha II Fund Limited	0	HK	-6.53	35.68	8	6.67	-57.76	-16.24	20.34	8
Frontaura Global Frontier Fund LLC	0	US	5.27	33.66	9	-35.44	0.00	12.76	8	
T2 Accredited Fund	0	US	-0.34	32.49	10	3.98	-34.44	-0.34	13.58	7
T2 Qualified Fund	0	US	-0.92	32.23	11	0.93	-39.34	-0.92	13.63	7
Regal Amazon Market Neutral Fund	0	Australia	1.91	30.65	12	16.58	-20.21	0.00	11.79	9
Tilson Offshore Fund Ltd	0	US	-0.82	30.33	13	1.54	-38.14	-0.82	13.42	7
Catalysis Partners LLC	0	US	-4.86	28.20	14	6.02	-23.20	-6.76	16.65	8
BlueCrest Capital International Fund	0	UK	3.66	27.62	15	21.75	-4.83	0.00	4.64	11
GAM Emerg Market Rates Hedge Fund - USD	0	UK	1.81	24.74	16	16.57	-6.53	-1.81	8.77	9
Victory Cap Series LLC Ser D - Abs Ret Cred Pftl	0	US	1.76	24.07	17	-0.88	-0.18	5.33	11	
Brummer & Partners Nektar Hedge Fund	0	Sweden	5.21	21.50	18	18.45	-12.96	0.00	5.38	12
HSBC European Leveraged Alpha Fund - EUR	0	UK	4.81	18.85	19	-5.07	0.00	7.56	9	
Gabelli International Ltd	C	US	-4.08	18.62	20	-1.34	-35.50	-7.27	12.35	8
Amundi Funds Select Europe - Class I Acc	0	Lux	-7.17	17.41	21	-13.29	-7.17	14.75	7	
GAM Convertible Bond Hedge Fund - USD 1	0	UK	-4.21	17.19	22	2.06	-36.18	-4.24	12.98	10
Gabelli Performance Partners LP	C	US	-1.95	16.97	23	4.50	-24.70	-4.08	9.70	8
CCA Mortgage/Credit Opportunity Fund	0	US	0.66	16.19	24	-4.44	-3.79	7.44	11	
North Star Partners LP	0	US	-0.90	14.92	25	0.40	-32.48	-7.91	14.22	7
Sector Average			-1.05	14.75	111	7.40	-17.34	-5.58	8.95	8.24

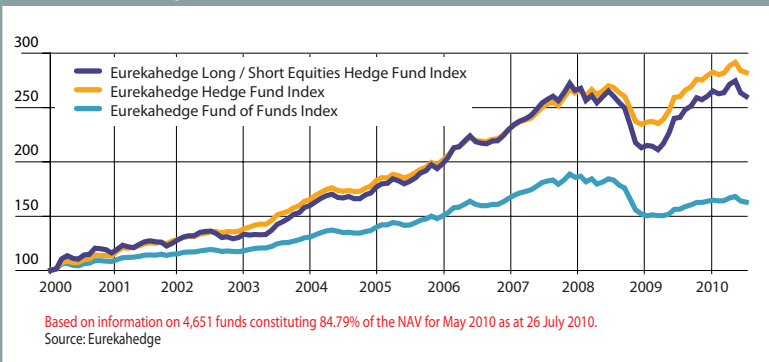
EUREKAHEDGE DIS DEBT vs EUREKAHEDGE CTA/MANAGED FUTURES HFI vs EUREKAHEDGE ARB HFI



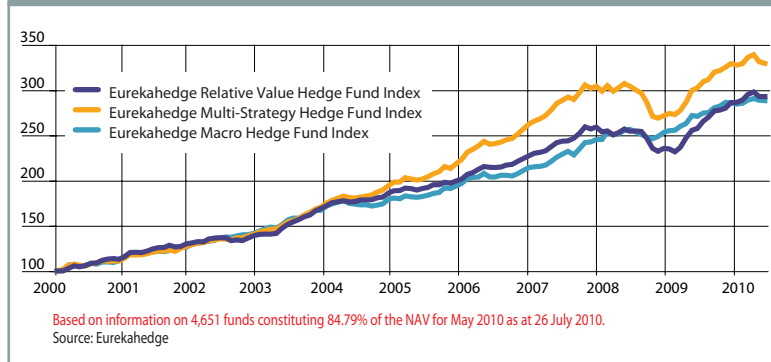
EUREKAHEDGE FIXED INCOME HFI vs EUREKAHEDGE EVENT DRIVEN HFI vs EUREKAHEDGE EM HFI



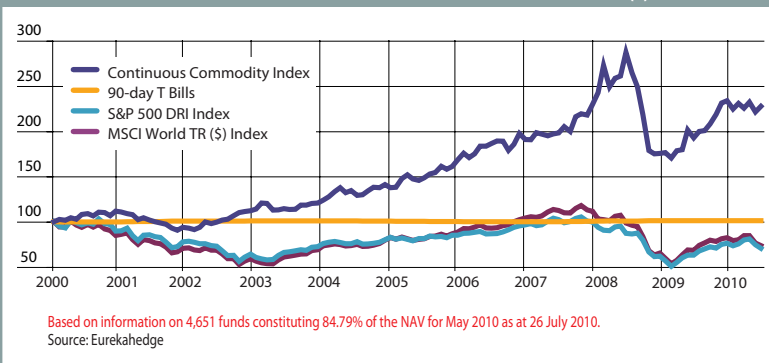
EUREKAHEDGE L/S EQ HFI vs EUREKAHEDGE HFI vs EUREKAHEDGE FOFI



EUREKAHEDGE REL VALUE HFI vs EUREKAHEDGE M/S HFI vs EUREKAHEDGE MACRO HFI



REUTERS CRB INDEX VS 90-DAY T BILLS VS S&P 500 DRI INDEX VS MSCI WORD TR (\$) INDEX



	Open/ Closed	HQ	% 3 mth	% 12 mth	Rk	% 36 mth	Max draw down	% high water	12 mth vol %	Pos mths (12)
Distressed Debt										
Alden Global Distressed Opps Fund - Class B	C	US	-14.11	86.38	1		-21.28	-21.28	32.61	10
VR Global Offshore Fund Ltd	O	Cayman	5.67	81.11	2	8.54	-48.38	0.00	14.74	12
Outrider Master Fund LP	O	US	-0.52	57.83	3	9.48	-32.19	-4.45	12.70	10
Dalton Distressed Mortgage Strategy	O	US	13.78	54.83	4		-2.01	0.00	7.10	12
HSBC Distressed Opportunities Fund - USD	O	US	-2.03	51.91	5	9.30	-28.27	-5.72	14.69	10
PENN Distressed Fund LP	O	US	-1.77	51.53	6	7.82	-44.28	-6.25	15.70	10
Hildene Opportunities Fund LP	O	US	5.26	50.97	7		-2.17	-0.30	9.01	11
Colchis Cap Distressed RMBS Opps Fund LP V	O	US	2.99	46.39	8		-2.50	-1.82	12.36	11
Simran Pre-Event Driven Activist Opp Fund	O	US	-1.63	44.58	9		-28.90	-2.26	10.84	11
NZC Guggenheim Master Fund	O	US	0.69	35.25	10		-2.83	-2.61	8.38	11
GCA Credit Opportunities Master Fund Ltd	O	US	1.80	33.86	11		-0.76	-0.13	5.60	11
Third Avenue Special Situations Offshore Fund	O	US	3.21	33.65	12	-3.97	-40.43	-11.82	9.74	10
ASM Asia Recovery Fund	C	HK	8.52	33.50	13	0.12	-26.81	-2.30	10.09	11
MidOcean Credit Opportunity Fund	O	US	1.61	33.43	14		-1.32	-0.78	7.49	11
Phoenix Fund	O	Nether	-4.12	28.59	15	-24.06	-70.05	-56.53	18.47	8
Spinnaker Global Strategic Fund	C	UK	-1.31	26.50	16	-2.05	-35.98	-11.57	8.35	11
Finisterre Sovereign Debt Fund	O	UK	0.84	26.14	17	13.35	-21.00	-0.93	6.93	11
Simplon Partners LP	O	US	0.67	25.19	18	2.56	-30.71	-1.90	7.85	11
Paulson Credit Opportunit LP	O	US	-2.74	24.03	19	70.72	-10.39	-5.07	8.38	10
Wilfrid Aubrey Growth Fund LP	O	US	-2.65	24.01	20	-4.31	-39.02	-12.39	10.69	11
Millennium Global High Yield Fund	O	UK	-4.28	22.72	21	-8.67	-46.60	-26.63	11.63	10
Eight Capital Master Fund Ltd	O	US	-0.45	22.16	22	-3.65	-43.57	-18.43	9.20	9
LC Capital Offshore Fund Ltd	O	US	3.57	19.71	23	-3.83	-34.48	-11.06	4.12	10
Simplon International Limited	O	US	0.97	19.63	24	-0.27	-29.49	-1.83	4.39	11
Ahab Distressed LP	O	US	-0.85	19.18	25		-22.06	-2.79	5.81	9
Sector Average			-0.12	25.63	75	4.05	-20.79	-8.49	9.44	9.33

	Open/ Closed	HQ	% 3 mth	% 12 mth	Rk	% 36 mth	Max draw down	% high water	12 mth vol %	Pos mths (12)
Event Driven										
LaGrange Cap Part Special Sits Yield Fund	O	US	-5.88	164.20	1		-29.28	-19.50	53.13	10
LaGrange Capital Partners LP	O	US	-12.64	151.81	2	-26.30	-95.41	-59.96	58.39	10
AUK Capital Partners LP	O	US	-7.48	134.48	3	12.61	-80.40	-9.13	59.25	8
Dynamic Power Hedge Fund	O	Canada	-15.82	75.11	4	1.12	-79.43	-27.39	33.73	9
G10-Rosseau Special Situations Fund	O	Cayman	-13.59	61.99	5	9.35	-55.07	-14.13	39.63	8
Meridian Global Gold and Resources Fund Ltd	O	Bermuda	-3.67	60.72	6	-1.08	-69.02	-12.19	25.65	9
Numen Credit Opportunities Inc	O	UK	6.50	52.50	7		0.00	0.00	13.60	12
Marwyn Value Investors LP	O	UK	8.51	51.81	8	3.93	-48.48	0.00	15.72	9
Hinde Gold Fund	O	UK	8.16	49.37	9		-41.67	0.00	17.23	9
Rosseau LP	O	Canada	-8.93	46.74	10	3.76	-49.80	-8.99	27.29	8
Ore Hill International Fund II Ltd	O	US	2.26	45.63	11	-4.07	-48.47	-11.72	8.64	11
Polo Fund	C	Cayman	-0.15	45.48	12	30.13	-21.53	-5.47	23.75	7
Kayne Anderson MLP Fund LP	O	US	5.43	45.01	13	-1.45	-52.94	-5.18	14.36	10
Helium Special Situations Fund - GBP	O	Switz	4.15	38.93	14	-0.09	-58.87	-2.73	12.52	10
ECF Value Fund I LP	C	US	-2.26	36.44	15	11.96	-43.48	-6.43	12.91	10
SM Investors LP	O	US	-4.89	32.16	16	-11.55	-57.22	-31.24	17.22	9
Polo FIA	C	Brazil	4.67	30.93	17	32.86	-16.09	-0.27	14.00	8
Forum Absolute Return Fund Ltd	O	US	0.68	29.28	18	16.36	-13.38	-1.69	7.80	10
Arrow Partners LP	O	US	-13.25	25.98	19	-0.83	-46.03	-15.35	22.31	9
Wexford Credit Opportunities Fund LP	O	US	-0.14	25.95	20	10.93	-12.62	-3.59	7.38	10
Perry Partners International Inc	O	US	1.87	23.66	21	1.59	-28.15	-1.88	4.36	11
Courage Special Situations Fund LP - Class B	O	US	5.35	23.34	22	1.20	-33.22	0.00	6.28	10
Polo Norte FIM	O	Brazil	3.55	23.07	23	22.61	-4.91	0.00	7.37	9
First Eagle Fund NV	O	US	1.59	22.38	24	-2.25	-41.33	-21.88	5.23	11
Mudrick Distressed Opportunity Fund LP	O	US	0.86	21.73	25		-1.14	-1.14	4.78	10
Sector Average			-2.54	18.16	136	2.32	-24.63	-9.87	11.76	8.20

	Open/ Closed	HQ	% 3 mth	% 12 mth	Rk	% 36 mth	Max draw down	% high water	12 mth vol %	Pos mths (12)
Fixed Income										
Concise Capital Onshore Fund LLC	O	US	3.20	109.01	1	-14.14	-83.09	-37.84	21.65	12
Concise Capital Offshore Fund SPC	O	US	3.04	103.25	2	-12.99	-80.96	-35.31	20.72	12
Cedarview Opportunities Master Fund LP	O	US	5.73	78.84	3	-0.17	-58.52	-0.51	11.04	12
Cedarview Opportunities I LP	O	US	5.73	78.84	4	-0.17	-58.52	-0.51	11.04	12
Encore Fund LP	O	US	-0.66	75.98	5	4.48	-54.08	-4.93	17.31	10
Midway Market Neutral Fund LLC	O	US	5.74	45.07	6	27.13	-24.94	0.00	5.47	12
Capital Structure Opportunities Fund LP	O	US	0.69	40.23	7	0.17	-47.93	-2.94	10.56	10
Storm Bond Fund	O	UK	1.50	39.35	8		-23.81	-2.21	9.71	11
The Asgard Fixed Income Fund I (EUR)	C	Denmark	7.60	35.25	9	19.52	-10.40	0.00	6.62	12
Prudence Enhanced Income Fund	O	HK	3.48	34.96	10		-0.63	0.00	9.78	11
Vision Guardian Partners LP	O	US	0.20	30.01	11		-1.01	-1.01	9.84	9
RAB European Credit Opps Fund - A Share	O	UK	-0.52	29.81	12	2.27	-40.63	-2.46	9.07	10
GEMS Bond Fund - USD	O	UK	1.71	28.59	13	-3.51	-38.53	-12.37	6.45	11
Galloway Global Fixed Income Fund	O	Brazil	-1.61	28.32	14		-3.32	-2.70	8.61	11
Parallax Capital Partners LP	O	US	4.09	27.79	15	42.87	-29.20	0.00	5.45	11
Liontrust Credit Fund - EUR Class	O	UK	-8.33	27.75	16	11.46	-12.34	-9.33	16.55	8
IFPC Zenith High Yield Bond Fund - EUR Class A	O	UK	-2.84	27.40	17		-5.91	-5.91	11.61	8
Spinnaker Global Opportunity Fund	C	UK	-1.36	24.70	18	0.23	-31.66	-8.71	8.59	10
Pamplona Credit Opportunities Fund	O	UK	0.53	24.07	19		-2.39	-1.51	5.91	10
Adelante Sovereign High Yield Fund	C	UK	0.72	23.91	20	9.22	-22.42	-1.16	7.08	11
Lynx Fund I (Master Fund) Ltd	O	US	0.67	22.59	21	20.08	-3.05	0.00	5.66	11
Serica Credit Balanced Fund	O	HK	-1.50	22.57	22		-3.89	-2.93	8.15	11
Nexstar Emerging Markets Opportunity Fund	O	US	-0.78	22.31	23		-3.23	-1.07	7.67	11
Centaur Credit Select Fund LLC	O	US	1.43	21.51	24	13.36	-9.82	0.00	7.63	11
Hamton I - Bond 004 Ltd	O	Cayman	3.62	20.88	25	-0.44	-66.64	-14.11	15.71	7
Sector Average			0.29	12.74	213	3.60	-13.52	-4.70	5.84	8.86

	Open/ Closed	HQ	% 3 mth	% 12 mth	Rk	% 36 mth	Max draw down	% high water	12 mth vol %	Pos mths (12)
Fund of Funds										
FMG Russia Fund	O	Bermuda	52.32	105.76	1	-13.54	-79.37	-45.95	52.44	10
FAMA Brazil Fund - Challenger Equity Value Cl	O	Brazil	-7.12	47.42	2	1.56	-62.84	-9.52	28.44	8
EnTrust Capital Special Opps Fund Ltd Class A	O	US	3.53	46.41	3		-5.86	0.00	7.50	12
Tera Capital Fund	O	Russia	-8.64	41.91	4	-6.77	-61.39	-31.96	19.36	11
EnTrust Diversified Select Credit Fund LP Class C	O	US	-0.72	37.53	5		-2.13	-2.13	10.05	9
AAA Açoes FIC FIA	O	Brazil	0.33	35.13	6	14.34	-35.51	-0.29	11.25	8
HDF Emerging Markets Equity Class A EUR	O	France	2.14	32.08	7	-0.85	-48.10	-12.52	13.90	9
Guidance Black Terrain Fund LP	O	US	-1.15	26.99	8		-27.13	-3.11	9.18	9
CDK Credit Select LP	O	US	-0.19	25.95	9		-2.13	-2.13	5.44	10
Gottex Portable Alpha FTSE 100	O	Switz	-13.94	25.88	10	-15.60	-58.56	-39.87	19.03	7
CDK Credit Select Fund	O	US	-0.28	25.60	11		-2.13	-2.13	5.39	10
HDF Global Equity Class A EUR	O	France	-1.52	25.56	12	-3.89	-35.93	-11.83	11.27	9
Stenham Gold - USD Class	O	Ch Islds	6.90	24.02	13	13.04	-42.79	0.00	12.84	10
Acorn Credit Strategies LP	O	US	-1.70	23.82	14		-4.75	-4.75	7.39	10
FMG India Opportunity Fund	O	Bermuda	0.00	23.57	15	-13.01	-80.61	-54.08	15.19	8
Nashuk Partners LP	O	US	-1.39	22.59	16	-3.75	-40.49	-13.87	12.76	9
Gottex Port Alpha MN+/ S&P 500 (Non-ERISA)	O	Switz	-12.88	22.49	17		-58.44	-33.51	18.79	8
Dynamic Alternative Opps Fund - Series A	O	Canada	-6.08	22.27	18		-44.45	-22.29	13.53	10
Magnitude Leveraged International	O	US	-1.35	21.80	19	-5.49	-45.35	-21.13	7.35	10
van Biema Asia Value Fund Ltd	O	US	-1.98	21.12	20		-18.94	-4.28	12.02	9
Dorchester Capital Partners Select Opps LP	O	US	-2.34	21.08	21	-3.95	-36.72	-14.53	6.55	10
Lighthouse Credit Opps Fund LTD - Class B	O	US	-0.98	20.10	22	-0.09	-23.84	-2.94	6.57	9
Lyster Watson Distressed Opp Fund LP - Series A	O	US	-0.99	20.03	23	-1.64	-31.09	-7.59	5.63	10
EnTrust Capital Diversified Fund LP	O	US	0.05	19.84	24	-1.91	-28.01	-6.56	5.79	11
PIPE Select Fund LLC	O	US	-0.13	19.82	25		-2.60	-2.60	6.23	10
Sector Average			-2.65	4.82		-2.29	-19.69		5.63	7.71

# STATISTICS

	Open/ Closed	HQ	% 3 mth	% 12 mth	Rk	% 36 mth	Max draw down	% high water	12 mth vol %	Pos mths (12)
Global Macro										
The Regent SPC	O	UK	104.81	90.40	1	-47.10	0.00	74.64	8	
Quantedge Global Fund	O	Sing	20.51	86.05	2	15.79	-44.65	0.00	29.53	9
Osiris Investment Partners LP	O	US	-3.85	74.42	3	-7.01	-78.43	-24.79	35.87	7
Omni Macro Fund	O	UK	15.58	34.74	4	-4.11	0.00	13.68	10	
GLI Fund LLC	O	US	-9.60	30.15	5	12.37	-43.01	-11.45	25.47	8
Adelphi Emerging Europe Fund	O	UK	-6.21	29.46	6	10.87	-28.58	-7.31	14.51	8
Forum Global Opportunities Fund Ltd	O	US	8.04	29.41	7	46.02	-7.80	0.00	10.65	10
IKOS FX Fund	O	Cyprus	8.01	28.66	8	-4.73	-0.91	7.06	11	
GLG Emerging Markets Fund - Class A	C	UK	-3.51	28.65	9	6.11	-41.39	-12.45	14.96	9
BlackHawk Alpha Fund AI LP	O	US	24.93	25.54	10	9.01	-16.41	0.00	17.40	6
CAAM Invest VAR 20 USD	O	Lux	-5.36	25.29	11	3.05	-39.11	-5.36	13.90	7
Credaris Credit Fund - EUR	O	UK	10.95	21.93	12	-8.87	0.00	8.57	10	
Marketfield Fund Ltd	O	US	-7.14	21.28	13	-27.62	-10.69	15.42	9	
Bridgewater All Weather @12% Ltd	O	US	5.32	21.15	14	2.51	-32.27	-11.05	6.59	11
Texel Macro Fund	O	Switz	2.20	20.84	15	26.91	-35.81	-6.08	30.79	6
Greater Europe S Class Fund	O	Russia	-24.22	20.74	16	-24.22	-24.22	32.75	7	
Prana Fund Ltd - Class A Shares	O	Sing	-10.12	19.18	17	15.52	-35.82	-10.84	16.05	9
Ortus Fund (Cayman) Limited	O	HK	3.44	19.12	18	4.89	-23.34	0.00	11.04	9
Swordfish Fund Limited	O	Sing	1.25	19.12	19	-7.44	-42.40	-24.88	10.55	7
IPM - Global TAA Fund	O	Sweden	9.94	18.37	20	18.04	-7.20	0.00	11.01	8
First Quadrant Global Macro Fund LP	O	US	8.04	17.89	21	0.90	-24.56	-11.07	9.26	10
Barak Structured Trade Finance Fund	O	SAfrica	3.89	17.44	22	0.00	0.00	0.00	3.20	12
Hedgefort Global Asset Allocation Fund LP	O	US	0.73	16.80	23	-8.70	-2.39	15.09	9	
LCJ FX Fund - Class A EUR	O	Switz	8.09	16.60	24	-8.16	0.00	6.14	10	
Harmonic Alpha Plus Macro Fund	O	UK	-1.72	16.20	25	-10.31	-3.30	16.16	10	
Sector Average			-0.63	6.87	216♣	7.71	-16.64	-7.81	9.78	6.92

	Open/ Closed	HQ	% 3 mth	% 12 mth	Rk	% 36 mth	Max draw down	% high water	12 mth vol %	Pos mths (12)
CTA / Managed Futures										
AlS Gold Fund LP	O	US	6.45	78.28	1	12.51	-87.97	-38.30	38.98	7
SafePort Gold & Silver Mining Fund	O	Liecht	13.03	74.58	2	-11.31	-71.95	-34.45	19.24	10
Dacharan Fund	O	UK	21.22	66.73	3	-10.74	0.00	36.54	8	
SafePort Silver Mining Fund	O	Liecht	8.48	64.08	4	-17.97	-80.96	-50.83	21.49	10
SafePort Precious Metals 95+ Fund	O	Liecht	23.12	48.13	5	12.24	-29.18	0.00	18.14	10
Di Tomasso Equilibrium Fund	O	Canada	5.37	46.32	6	28.09	-26.14	0.00	20.22	9
DSAM Kauthar Gold Fund Ltd	O	UAE	6.47	45.05	7	-8.07	-3.78	21.88	8	
Option Selling Strategy	O	US	13.24	43.15	8	6.87	-34.63	0.00	10.58	10
Kinkopf Capital S&P	O	US	-12.48	41.28	9	1.90	-37.04	-12.83	27.13	8
Diapason RICI Metals Segment - Class A	O	Switz	-1.71	40.14	10	0.81	-46.66	-6.71	14.46	9
Becker Asset Management LLC Program 1	O	US	18.95	37.46	11	28.49	-41.07	0.00	14.06	9
FORT Global Diversified LP	O	US	13.39	35.85	12	11.57	-17.16	0.00	14.66	10
Equity Index Program	O	US	43.46	32.63	13	-26.26	0.00	39.40	7	
FORT Global Contrarian LP	O	US	8.78	31.69	14	7.63	-17.42	0.00	10.42	10
LJM Managed Accounts (Aggressive Strategy)	O	US	-0.59	29.66	15	3.10	-63.83	-37.94	17.69	8
Credence Oriental Trade Ent Limited Partnership	O	China	3.92	29.29	16	-9.18	0.00	11.19	10	
Arkanar Managed Accounts	O	Cayman	14.03	28.42	17	19.77	-5.90	-0.36	11.64	7
RAM Aggressive	O	US	17.70	27.60	18	50.20	-40.98	-5.02	33.61	6
Aliquot Gold Bullion Inc USD Int Entry Class A	O	US	10.45	27.44	19	19.07	-26.45	0.00	15.87	10
Galena Azurite Fund Limited	O	UK	-9.42	27.26	20	-39.04	-9.87	21.83	8	
AlS Balanced Fund LP	O	US	4.00	26.46	21	16.06	-28.15	0.00	15.11	10
Global-Macro-Portfolio	O	Germany	9.59	26.41	22	18.86	-5.98	0.00	2.93	12
Valu-Trac Strategic Fund (USD)	O	UK	5.62	26.35	23	10.45	-14.84	0.00	15.48	8
RAM Fund LLC	O	US	16.92	25.70	24	47.63	-36.77	-4.87	32.82	6
Tactical Institutional Commodity Program	O	US	3.03	24.92	25	25.69	-30.75	0.00	17.01	6
Sector Average			-1.17	-0.30	548♣	5.81	-25.36	-16.44	14.94	6.33

	Open/ Closed	HQ	% 3 mth	% 12 mth	Rk	% 36 mth	Max draw down	% high water	12 mth vol %	Pos mths (12)
Long / Short Equities										
Galaxy China Deep Value Fund	O	HK	-2.83	136.12	1	-9.43	-9.43	36.40	8	
Senvest Israel Partners LP	O	US	-13.41	102.67	2	8.82	-66.81	-13.41	38.00	7
Senvest Partners Ltd	O	US	-21.50	95.59	3	16.59	-70.55	-22.12	45.14	9
Halcyon Power Investment Company	O	Cayman	-7.16	95.21	4	-2.98	-69.30	-17.35	39.51	9
HH Generation	O	Cayman	-5.03	88.51	5	-1.99	-74.86	-13.16	30.69	10
Regal Zambezi Absolute Return Fund	O	Australia	-15.63	86.77	6	1.82	-61.24	-22.13	46.66	8
Spectrum CIS Value Fund	O	Russia	-9.56	78.12	7	-16.32	-83.62	-50.06	31.73	10
Alpha Strategy Fund	O	US	8.05	74.11	8	29.41	-54.95	-5.83	23.33	8
Haverstock Master Fund Ltd - Class A	O	US	23.92	72.78	9	-4.25	0.00	32.14	9	
AlphaNorth Partners Fund	O	Canada	1.87	70.94	10	-63.34	-4.26	26.68	9	
Komodo Fund	O	Indonesia	9.01	70.69	11	22.83	-54.89	0.00	23.06	10
Specialised Metals & Mining Limited	O	Cayman	10.57	69.20	12	-9.80	-0.39	27.08	8	
Naos Small Companies Fund	O	Australia	-14.02	67.29	13	-0.61	-64.33	-14.02	36.29	7
Meridian Global Energy and Resources Fund	O	Bermuda	-17.16	65.33	14	-6.88	-73.64	-32.48	36.65	9
Grand Haven Capital Fund	O	Switz	12.77	64.93	15	1.25	-56.70	-3.93	26.18	8
Thunder Partners LP	O	US	-3.09	64.34	16	-17.86	-84.86	-48.88	31.78	7
Red Star Value SP	O	US	21.79	62.48	17	-8.93	-90.25	-36.34	25.01	9
Skopos Fund LLC	O	Brazil	4.50	59.32	18	7.78	-62.84	0.00	19.94	8
Horizon Growth Fund NV	O	Uruguay	3.43	58.67	19	25.65	-49.81	-0.08	11.73	10
Sokol Russian Equity Opp Offshore Fund	O	Russia	-1.87	57.36	20	2.87	-63.14	-22.77	24.61	8
OC Concentrated Equity Fund	O	Australia	-8.99	56.54	21	-0.70	-60.87	-9.54	22.59	9
Elevated Value Focus LP	O	US	-8.25	55.14	22	5.70	-57.57	-16.87	46.27	6
BTR Strategic Growth Fund	O	Canada	-10.14	54.32	23	-10.14	-10.14	26.07	9	
CAM Greater China Opportunities Fund	O	HK	-11.08	54.18	24	-13.16	-13.16	50.46	8	
RAB Energy Fund - Class A-1	C	UK	11.86	53.36	25	-3.94	-63.29	-13.13	11.67	10
Sector Average			-3.74	9.28	1455♣	0.18	-25.89		11.82	6.94

	Open/ Closed	HQ	% 3 mth	% 12 mth	Rk	% 36 mth	Max draw down	% high water	12 mth vol %	Pos mths (12)
Multi-Strategy										
BNY Mellon ARX Long Term FIA	O	Brazil	10.54	76.08	1	-37.52	0.00	13.62	11	
Kayne Anderson Midstream Energy Fund Ltd	O	US	6.27	57.26	2	-14.36	-73.27	-37.93	18.79	10
Skopos BRK 60 FIC FIA	O	Brazil	9.98	51.90	3	9.83	-49.93	0.00	12.07	12
MBA Latin America Opportunity Fund	O	Arg	1.89	49.26	4	13.71	-7.76	-1.69	16.47	10
FrontFour Capital Partners LP	O	US	-5.32	47.45	5	-1.08	-43.30	-8.39	17.81	9
Consilium Emerging Market Abs Return Fund	O	US	2.18	42.21	6	7.59	-28.70	-0.53	23.01	9
Da Vinci CIS Opportunities Fund	O	Russia	-8.13	41.73	7	-8.74	-8.74	18.46	8	
Dynamo Cougar	O	Brazil	0.73	41.58	8	10.59	-44.80	0.00	10.61	9
SAC Global Energy and Mining Fund	O	Sing	7.16	40.35	9	0.77	-68.43	-23.15	32.43	7
Investcorp Interlachen Multi-Strategy Fund Ltd	O	US	0.47	40.04	10	7.44	-31.13	-5.11	13.84	9
Investcorp Interlachen Multi-Strategy Fund LLC	O	US	0.43	39.54	11	7.32	-31.03	-5.11	13.75	9
The Vallea Fund	O	Switz	0.99	38.91	12	-0.80	-0.77	11.94	10	
Taylor Fund	O	US	-18.35	36.73	13	-20.92	-20.92	36.96	7	
Mercury International Fund Class Equities	O	Brazil	-10.65	36.12	14	7.14	-56.52	-10.65	26.38	9
Northglen Aggressive Fund SP	O	UK	-2.93	36.11	15	9.37	-31.21	-7.57	14.72	9
Sharp	O	Sweden	2.75	34.79	16	1.70	-43.54	-1.51	12.54	11
Vertex Fund	O	Canada	-8.87	34.46	17	3.77	-45.92	-9.60	15.19	10
Credit Suisse Candlewood Special Sits Fund LP	O	US	3.94	33.83	18	-25.87	0.00	6.06	12	
Diamond Age Russia Fund Limited	O	Russia	-22.28	32.44	19	-8.35	-67.52	-28.04	33.65	9
FPP Seven Seas Fund	O	UK	-10.59	31.42	20	-15.95	-74.06	-44.34	19.82	8
Insparo Africa and Middle East Fund	O	UK	0.64	31.07	21	-13.72	-3.71	13.32	8	
Kayne Anderson Cap Income Partners (QP) LP	O	US	2.64	30.70	22	-5.12	-47.82	-15.64	7.43	11
Financial Investments LP	O	US	18.70	30.60	23	1.91	-36.70	-5.67	14.48	10
FPP Emerging Hedge Fund I Ltd	O	UK	-8.28	28.75	24	-8.22	-70.94	-24.46	20.80	7
Brait Multi Strategy Fund	O	SAfrica	5.93	27.39	25	18.82	-11.92	0.00	5.86	11
Sector Average			-1.97	10.04	308♣	6.12	-18.05	-7.57	8.76	8.07



STATISTICS AT A GLANCE

Funds by fewest negative months	36 mth (%)	Rank 36 mth	Vol 36 mth (%)	Neg mths in 36	Primary category
IIG Trade Opportunities Fund	9.15	624	0.21	0	Others
Traded Policies Fund - USD Institutional	9.04	633	0.28	0	Fixed Income
Traded Policies Fund - GBP Growth	9.45	590	0.33	0	Fixed Income
LH Asian Trade Finance Fund Limited	5.33	1030	0.42	0	Others
CSHG DI	9.70	564	0.46	0	Fixed Income
CSHG DI Private	10.44	499	0.48	0	Fixed Income
BNY Mellon ARX Referenciado DI LP	10.21	518	0.50	0	Fixed Income
BNY Mellon ARX Cash FI CP	10.19	520	0.51	0	Fixed Income
Fator Max Corporativo	10.82	458	0.55	0	Multi-Strategy
Maxima Plus	10.79	460	0.56	0	Fixed Income
Ancile Fund - Class A	9.11	625	0.58	0	Multi-Strategy
MVP Premium Fund USD	11.78	387	0.75	0	Fixed Income
GS Allocation Hedge FIM	10.21	519	0.79	0	Arbitrage
BRZ Moderado	9.50	587	0.80	0	Macro
W Financial Fund LP	9.09	628	0.88	0	Others
BBM Institucional FIM	10.45	497	0.95	0	Multi-Strategy
Capitania Hedge	11.27	423	0.96	0	Multi-Strategy
PCP Aurora Defined Benefits Fund - USD Acc	6.21	927	1.05	0	Fund of Funds
BNY Mellon ARX Target FIM	10.94	451	1.14	0	Multi-Strategy
SDA Hedge FIM	11.05	444	1.22	0	Multi-Strategy
BRZ Long Short FI Multimercado	11.39	417	1.25	0	Long / Short Equities
Caritas Royalties Fund (Bermuda) Ltd	14.11	232	1.35	0	Others
GS Allocation Dinamico FIM	12.49	341	1.40	0	Arbitrage
Advis Macro FIM	12.19	365	1.40	0	Macro
GAP Institucional	11.01	446	1.43	0	Multi-Strategy
Caritas Royalty Fund LLC	14.68	206	1.56	0	Others
Capitania Treasury	12.57	336	1.58	0	Multi-Strategy
Arsenal Hedge-Arbitrage Funds Investable Index	12.75	324	1.77	0	Fund of Funds
Polo Crédito Privado FIM	19.77	95	2.16	0	Others
Centurion Credit Group International Ltd	11.64	398	1.23	1	Others
<b>Sector Average*</b>	<b>1.37</b>	<b>4651*</b>	<b>13.81</b>	<b>13.27</b>	

\*The number in the 'Rank'; column against the Sector Average, represents the number of constituent funds in that index/average

Top 30 funds ranked by 36-month returns	36 mth (%)	Rank 36 mth	Vol 36 mth (%)	Neg mths in 36	Primary category
Paulson Credit Opportunites LP	70.72	1	46.29	6	Distressed Debt
Liquid Capital Fund LP	69.02	2	300.56	3	CTA / Managed Futures
Bearing Fund LP	57.66	3	29.63	11	Macro
Golden Hind Fund LP	56.28	4	26.86	6	Long / Short Equities
CQS ABS Feeder Fund Limited	52.68	5	15.81	4	Others
Sparta Cíclico	52.05	6	55.17	16	Macro
Balestra Capital Partners LP	51.60	7	26.91	13	Macro
RAM Aggressive	50.20	8	39.03	16	CTA / Managed Futures
RAM Fund LLC	47.63	9	38.38	16	CTA / Managed Futures
Forum Global Opportunities Fund Ltd	46.02	10	21.16	8	Macro
SPM Structured Servicing Holdings	44.27	11	23.11	4	Arbitrage
SYW LP	43.65	12	49.83	11	Long / Short Equities
Parallax Capital Partners LP	42.87	13	17.21	5	Fixed Income
Phalanx Japan-AustralAsia Multi-Strat Fund	42.60	14	12.03	5	Multi-Strategy
Vegasoul Fund	40.88	15	11.72	5	CTA / Managed Futures
Axel Partners LP	40.17	16	26.17	14	Long / Short Equities
Element Capital Fund	39.49	17	13.23	6	Relative Value
Paulson Advantage Plus Ltd	37.62	18	23.40	10	Event Driven
EVE - HIGH	37.56	19	34.40	11	CTA / Managed Futures
Global Diversified Program	36.90	20	34.37	14	CTA / Managed Futures
Quantitative Global Fund - 3x	36.81	21	33.45	13	CTA / Managed Futures
Pivot Global Value Fund	35.93	22	14.54	11	Macro
Legacy Futures Fund LP	35.04	23	34.27	14	CTA / Managed Futures
Friedberg Global Macro Hedge Fund Ltd	34.90	24	23.59	13	Others
Polo FIA	32.86	25	18.24	10	Event Driven
Sparta Anti-Cíclico	32.43	26	52.63	17	Macro
Clarke Worldwide Program	32.41	27	28.95	13	CTA / Managed Futures
Andante Fund LP	31.61	28	14.02	10	Arbitrage
Strand US Fund	31.12	29	26.37	14	Long / Short Equities
Tairen China Fund	31.01	30	19.45	14	Long / Short Equities
<b>Sector Average*</b>	<b>1.37</b>	<b>4651*</b>	<b>13.81</b>	<b>13.27</b>	

Lowest 36-month volatility	Currency class	HO	36-mth vol (%)	Neg mths in 36	Primary category
IIG Trade Opportunities Fund	USD	US	0.21	0	Others
Traded Policies Fund - USD Institutional	USD	UK	0.28	0	Fixed Income
Traded Policies Fund - GBP Growth	GBP	UK	0.33	0	Fixed Income
LH Asian Trade Finance Fund Limited	USD	Sing	0.42	0	Others
CSHG DI	BRL	Brazil	0.46	0	Fixed Income
CSHG DI Private	BRL	Brazil	0.48	0	Fixed Income
BNY Mellon ARX Referenciado DI LP	BRL	Brazil	0.50	0	Fixed Income
BNY Mellon ARX Cash FI CP	BRL	Brazil	0.51	0	Fixed Income
Adobe Asset Management (FFDP)	USD	US	0.53	10	CTA/Managed Futures
Fator Max Corporativo	BRL	Brazil	0.55	0	Multi-Strategy
Maxima Plus	BRL	Brazil	0.56	0	Fixed Income
Ancile Fund - Class A	USD	Switzerland	0.58	0	Multi-Strategy
MVP Premium Fund USD	USD	US	0.75	0	Fixed Income
GS Allocation Hedge FIM	BRL	Brazil	0.79	0	Arbitrage
BRZ Moderado	BRL	Brazil	0.80	0	Macro
W Financial Fund LP	USD	US	0.88	0	Others
Rivoli Conservative Fund	EUR	France	0.93	9	Fund of Funds
BBM Institucional FIM	BRL	Brazil	0.95	0	Multi-Strategy
Capitania Hedge	BRL	Brazil	0.96	0	Multi-Strategy
Dexia Double Alpha - Class C EUR	EUR	France	1.02	11	Long/Short Equities
Amundi Funds Dynarb Volatility - CI I EUR Acc	EUR	Luxembourg	1.04	5	Arbitrage
PCP Aurora Defined Benefits Fund - USD Acc CI	USD	Cyprus	1.05	0	Fund of Funds
Dexia Index Arbitrage - Class C EUR	EUR	France	1.07	5	Event Driven
BNY Mellon ARX Target FIM	BRL	Brazil	1.14	0	Multi-Strategy
SDA Hedge FIM	BRL	Brazil	1.22	0	Multi-Strategy
Centurion Credit Group International Ltd	USD	US	1.23	1	Others
BRZ Long Short FI Multimercado	BRL	Brazil	1.25	0	Long / Short Equities
Amundi Funds Arb Inflation - CI I EUR Acc	EUR	Luxembourg	1.34	6	Fixed Income
Caritas Royalties Fund (Bermuda) Ltd	USD	Bermuda	1.35	0	Others
GS Allocation Dinamico FIM	BRL	Brazil	1.40	0	Arbitrage
<b>Sector Average*</b>			<b>13.81</b>	<b>13.27</b>	

DISCLAIMER – EUREKAHEDGE

Intellectual property and copyrights in the data provided, in whole or in part, shall be held either by Eurekahedge or be subject to Eurekahedge's control or delegated authority to administer and provide. Any data forming part of the contents here may not be disseminated, recompiled, resold, copied or otherwise stored in any electronic system, fax, photocopy, server, hard-disk, hard-copy paper format or website without receiving the express written approval of Eurekahedge. Extracts may be made for the purposes of research or comment, or form part of an article so long as the source is acknowledged. Investment in the funds may be subject to marketing and investment regulations relating to qualified and/or accredited investors. Users should be aware of the restrictions relating to dissemination of data in whole or as part of other marketing activities within your jurisdiction and comply with applicable law. Your permitted use of the data shall be on the basis that you shall not look to Eurekahedge for loss or liability relating to your use of the data whether with reference to intellectual property, accuracy or any reason whatsoever. The data is provided on the basis of a matter of record only and are provided for information purposes only. The data does not, and should not be construed to, constitute an offer to sell or a solicitation of an offer to buy any of the shares, or other interest, in any fund or form the basis of any contract or commitment whatsoever, nor should it be treated as financial, professional or expert advice. Past performance is not indicative of future performance. The data is based on information and data received from the subjects of each and from other third-party sources and no guarantee of completeness or accuracy can be made, nor is any representation or warranty made in this regard. Eurekahedge will not be responsible for any liability resulting from loss pertaining to the use of the data.

All tables' hedge fund performance statistics are for period ending July 26, 2010 (data reported to July 26, 2010). All statistics at a glance are for period ending July 26, 2010 (data reported to July 26, 2010). All 36-month performance is annualised. \* Please note the data in the Eurekahedge graphs and for the tables thereafter are based on 84.74% of the NAV returns for May 31, 2010, as at June 24, 2010. The positive- and negative-months columns show the number of gaining and losing months in the previous 12. Some fund names have been abbreviated for reasons of space, for example 'Ltd' or 'LLP' being removed from end of a fund's name. Similarly Dighton World Wide Fund (in CTA strategy) has 2X and 2X leveraged programs – please check with manager for full name/details of fund. The symbol ♣ represents the total number of funds (in each strategy) that report their performance data to Eurekahedge. To submit your fund's or funds' data, contact Arlyn Soriano at arlyn@eurekahedge.com.

