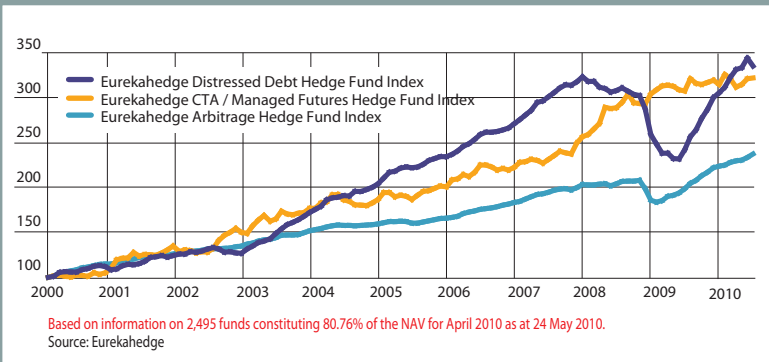


# STATISTICS

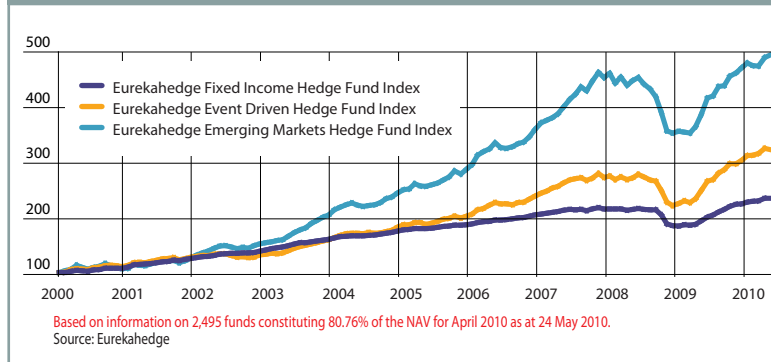
	Open/ Closed	HQ	% 3 mth	% 12 mth	Rk	% 36 mth*	Max draw	% High	% 12 mth	Pos mths
Arbitrage										
Akanthos Arbitrage Fund	O	US	14.15	163.80	1	15.69	-62.06	0.00	25.49	11
Andante Fund LP	O	US	11.69	119.16	2	30.02	-5.05	0.00	12.51	12
SPM Structured Servicing Holdings	O	US	7.00	88.91	3	39.06	-30.43	0.00	12.36	12
Whitebox Credit Arbitrage Fund	C	US	8.01	81.84	4	11.12	-48.32	0.00	10.95	12
Whitebox Concentrated Con Arbitrage Fund	C	US	7.91	76.38	5	16.33	-42.38	0.00	12.31	12
Investcorp Silverback Arbitrage Fund	O	US	4.73	74.77	6	27.69	-25.78	0.00	16.17	11
BlackRock Obsidian Fund	O	US	8.70	72.10	7	20.46	-20.92	0.00	5.92	12
Barnegat Fund	O	US	4.75	61.78	8	15.69	-55.86	0.00	12.76	12
Nisswa Master Fund	O	US	4.07	60.40	9	17.10	-29.16	0.00	13.71	9
Ishin Master Fund	O	US	6.37	50.33	10	2.66	-37.85	0.00	8.51	11
Rhapsody Fund LP	O	US	3.75	45.84	11	10.89	-20.19	0.00	8.88	12
Lazard Rathmore Fund	O	US	4.28	44.59	12		-16.25	0.00	8.10	11
Arpeggio Fund	O	US	3.65	44.29	13	0.47	-36.78	0.00	8.53	11
Basso Partners LP	O	US	5.71	40.95	14	8.85	-25.06	0.00	8.33	11
Canyon Capital Arbitrage Fund (Cayman)	O	US	2.37	40.28	15	5.16	-43.38	0.00	10.00	11
Wolverine Convertible Arbitrage Fund LLC	O	US	2.98	38.31	16	6.02	-25.76	0.00	6.66	12
Zazove Global Convertible Fund LP	O	US	5.48	36.55	17	-0.47	-40.24	-6.39	9.12	11
Advent Convertible Arbitrage Fund	O	US	5.96	36.27	18	3.64	-27.86	0.00	8.44	12
Henderson Credit Opportunities Fund – EUR	O	UK	5.31	34.49	19	0.22	-26.23	0.00	5.77	11
III Fund	O	USVI	2.52	34.05	20	-12.79	-54.77	-37.30	6.41	12
III Global	O	USVI	2.42	33.56	21	-10.29	-50.73	-31.22	6.44	12
Rockwell Fulton Capital LP	O	US	6.66	32.69	22	10.99	-19.94	0.00	2.08	12
SSI Hedged Convertible Opportunity Fund LP	O	US	4.99	31.56	23	3.59	-25.46	0.00	6.34	12
Whitebox Diversified Con Arbitrage Fund	O	US	3.34	30.45	24	7.47	-31.42	0.00	9.26	11
GAM Arbitrage – USD O	C	UK	4.68	30.26	25	-5.43	-35.39	-13.62	7.51	10
Sector Average			3.06	22.91	146	7.31	-17.14	-3.44	6.06	9.33

	Open/ Closed	HQ	% 3 mth	% 12 mth	Rk	% 36 mth*	Max draw	% High	% 12 mth	Pos mths
Relative value										
Leviticus Partners LP	O	US	14.95	81.71	1	8.61	-56.02	0.00	18.88	10
Select Contrarian Value Partners LP	O	US	15.11	76.50	2	3.01	-55.99	0.00	31.54	9
China Alpha II Fund	O	HK	3.62	73.37	3	20.34	-57.76	-9.34	20.00	10
Nisswa Fixed Income Fund	O	US	9.16	72.98	4		0.00	0.00	9.57	12
Skopos BRK FICFIA	O	Brazil	0.45	61.28	5	11.03	-50.00	0.00	13.03	11
Frontaura Global Frontier Fund LLC	O	US	16.12	57.95	6		-35.44	0.00	16.62	9
Regal Amazon Market Neutral Fund	O	Australia	3.47	41.98	7	16.04	-20.21	0.00	12.02	10
Snow Capital Investment Partners LP	O	US	6.62	37.76	8	-2.66	-47.65	-5.36	11.09	10
Gabelli International	C	US	13.33	36.67	9	-0.21	-35.50	0.00	9.41	10
GAM Emerging Markets Hedge Fund – USD	O	UK	11.87	34.41	10	14.73	-6.53	0.00	9.98	9
GaveKal Platform Company Fund	O	HK	9.89	34.01	11	-4.11	-47.91	-20.39	11.61	10
Victory Cap Ser LLC Ser D – Abs Ret Cred Ptflio	O	US	3.08	33.95	12		0.00	0.00	4.95	12
GAM Convertible Bond Hedge Fund – USD 1	O	UK	2.68	31.63	13	3.16	-36.18	0.00	11.35	11
BlueCrest Capital International Fund	O	UK	4.12	29.40	14	19.95	-4.83	0.00	4.11	12
Gabelli Performance Partners LP	C	US	6.80	29.04	15	4.89	-24.70	0.00	8.27	10
North Star II Partners LP fund	O	US	8.12	27.93	16	0.64	-28.03	0.00	11.68	8
North Star Partners LP	O	US	8.03	27.85	17	0.48	-32.48	0.00	11.66	8
CCA Mortgage/Credit Opportunity Fund	O	US	7.08	26.05	18		-3.01	0.00	3.64	12
Sheraton Partners LP	O	US	9.85	25.85	19	-1.72	-32.18	-3.97	8.37	10
Ansbacher Invest Management Elizaville Prtrs LP	O	US	2.69	22.66	20	-6.27	-41.89	-21.09	5.54	10
Brummer & Partners Nektar Hedge Fund	O	Sweden	4.12	22.56	21	17.13	-12.96	0.00	5.82	12
The Elkhorn Fund LLC	O	US	4.85	21.38	22	-3.50	-31.90	-10.29	8.32	9
Cassiopia Fund – Class A CHF	O	Switz	-0.24	17.30	23	13.51	-6.71	-4.34	13.71	9
HSBC European Leveraged Alpha Fund - EUR	O	UK	5.52	15.64	24		-5.07	-0.03	8.11	8
The Somers Real Estate Opportunity Fund	O	Bermuda	2.85	12.62	25		0.00	0.00	0.14	12
Sector Average			3.61	20.92	75	8.03	-17.79	-3.08	7.65	9.33

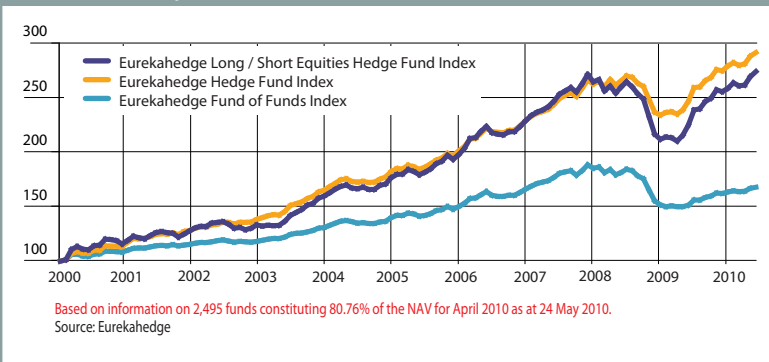
EUREKAHEDGE DIS DEBT vs EUREKAHEDGE CTA/MANAGED FUTURES HFI vs EUREKAHEDGE ARB HFI



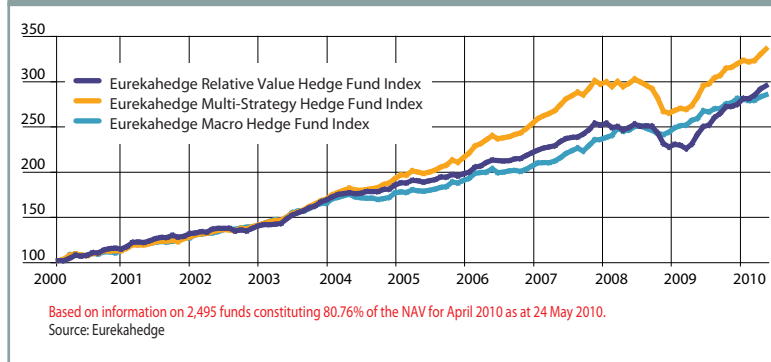
EUREKAHEDGE FIXED INCOME HFI vs EUREKAHEDGE EVENT DRIVEN HFI vs EUREKAHEDGE EM HFI



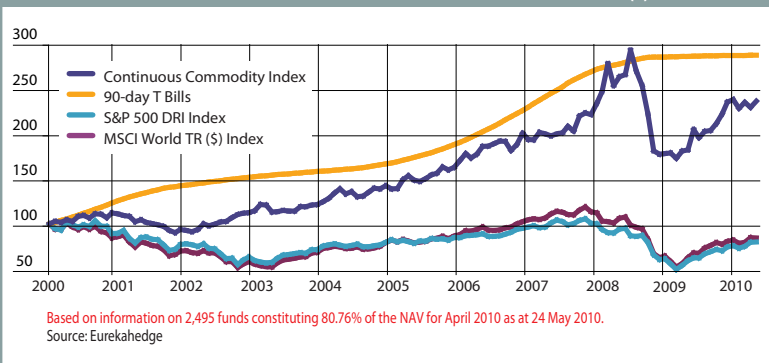
EUREKAHEDGE L/S EQ HFI vs EUREKAHEDGE HFI vs EUREKAHEDGE FOFI



EUREKAHEDGE REL VALUE HFI vs EUREKAHEDGE M/S HFI vs EUREKAHEDGE MACRO HFI



REUTERS CRB INDEX VS 90-DAY T BILLS vs S&P 500 DRI INDEX vs MSCI WORD TR (\$) INDEX



	Open/ Closed	HQ	% 3 mth	% 12 mth	Rk	% 36 mth*	Max draw down	% High water	12 mth vol %	Pos mths (of 12)
Distressed debt										
VR Global Offshore Fund	O	Cayman	15.99	116.17	1	4.13	-48.38	0.00	15.37	12
PENN Distressed Fund LP	O	US	14.21	90.82	2	6.48	-44.28	0.00	14.24	12
Outrider Master Fund LP	O	US	13.56	82.51	3	8.40	-32.19	0.00	7.67	12
HSBC Distressed Opportunities Fund – USD	O	US	10.95	79.28	4	8.82	-28.27	0.00	10.22	12
Zazove High Yield Convertible Sec Fund LP	O	US	10.06	71.20	5	-3.13	-49.89	-2.90	10.55	12
Hildene Opportunities Fund LP	O	US	13.75	62.30	6		-2.17	0.00	7.47	12
Colchis Capital Distressed RMBS Opps Fd LPV	O	US	7.02	55.89	7		0.00	0.00	10.30	12
Phoenix Fund	O	Nethers	8.33	54.50	8	-23.91	-70.05	-53.73	16.86	10
Simplon Partners LP	O	US	6.67	46.62	9	2.32	-30.71	0.00	9.63	12
Eight Capital Master Fund	O	US	8.96	44.90	10	-3.57	-43.57	-14.50	10.52	11
GCA Credit Opportunities Master Fund	O	US	6.88	44.21	11		0.00	0.00	3.84	12
Third Avenue Special Situations Offshore Fund	O	US	8.25	41.71	12	-5.51	-40.43	-10.11	8.01	11
Gramercy Emerging Markets Fund	O	US	0.57	40.14	13	-7.65	-50.07	-26.53	14.85	10
Paulson Credit Opportunities LP	O	US	6.45	39.23	14	90.03	-10.39	0.00	4.03	12
Spinnaker Global Strategic Fund	C	UK	6.99	36.96	15	-1.36	-35.98	-8.95	5.47	12
Finisterre Sovereign Debt Fund	O	UK	5.44	36.45	16	11.78	-21.01	0.00	4.23	12
Simplon International Limited	O	US	6.78	33.09	17	-0.61	-29.49	-1.02	5.86	12
Ahab Distressed LP	O	US	2.77	32.70	18		-22.06	0.00	4.70	11
Beach Point Distressed Fund LP	O	US	4.80	26.96	19		0.00	0.00	3.30	12
Argo Global Special Situations Fund	O	UK	1.97	14.71	20	-2.27	-32.39	-19.16	5.03	10
Orchard Centar	O	HK	1.54	12.16	21	4.87	-12.35	0.00	6.31	9
Brownstone Partners Catalyst Fund	O	US	3.90	9.48	22	6.69	-1.53	0.00	3.23	9
Waterfall Victoria Fund LP	O	US	2.92	8.68	23		-1.04	0.00	1.61	11
KDC Distressed & High Income Sec Fund LP	O	US	-1.37	4.91	24	-0.88	-15.92	-3.62	4.56	7
Scott's Cove Special Credits Fund I LP	O	US	2.16	4.05	25	1.94	-11.99	-0.58	3.30	7
Sector Average			5.76	37.58	49	7.90	-21.65	-5.05	7.53	10.59

Event-driven

LaGrange Capital Partners Special Sits Yield Fd	O	US	34.14	318.13	1		-29.28	0.00	46.84	11
LaGrange Capital Partners LP	O	US	43.91	288.08	2	-25.09	-95.41	-50.74	45.63	11
AUK Capital Partners LP	O	US	37.54	249.81	3	8.13	-80.40	0.00	68.73	9
Dynamic Power Hedge Fund	O	Canada	17.10	165.71	4	-0.36	-79.43	-16.87	28.25	10
Meridian Global Gold and Resources Fund	O	Bermuda	16.06	124.36	5	0.85	-69.02	-2.76	22.10	11
G10-Rousseau Special Situations Fund	O	Cayman	20.87	123.03	6	8.15	-55.07	0.00	39.25	9
Numen Credit Opportunities Inc	O	UK	2.42	92.53	7		0.00	0.00	26.58	12
Rousseau LP	O	Canada	14.11	79.06	8	0.36	-49.80	0.00	24.43	10
ECF Value Fund I LP	C	US	9.09	73.84	9	11.47	-43.48	0.00	12.27	12
Scottwood Partners LP	O	US	19.50	69.38	10	14.89	-16.71	0.00	11.39	11
Polo Fund	C	Cayman	-6.82	66.18	11	31.53	-21.53	-7.85	26.02	7
Helium Special Situations Fund – GBP	O	Switz	14.15	60.98	12	-1.33	-58.87	0.00	11.23	11
Diamond A Partners LP	O	US	3.27	59.90	13	-22.83	-72.99	-54.09	25.19	7
Axix Asia Absolute Fund	O	HK	10.98	55.11	14	-1.12	-61.43	-20.18	19.69	9
Arrow Partners LP	O	US	9.92	53.84	15	5.64	-46.03	-1.57	15.56	10
Kayne Anderson MLP Fund LP	O	US	7.93	50.25	16	-3.06	-52.94	-8.05	13.32	10
Wexford Credit Opportunities Fund LP	O	US	7.43	47.98	17	9.95	-12.62	0.00	9.48	12
Canyon Value Realisation Fd (Cayman) – CI B	O	US	3.83	44.50	18	4.59	-30.72	0.00	7.76	11
Finisterre Special Situations Fund Partners LP	O	UK	6.73	41.34	19		-33.64	0.00	10.77	10
HDH Master Fund – Class C	O	Sing	-0.79	41.08	20	12.41	-31.34	-3.49	14.36	10
SM Investors LP	O	US	14.17	40.22	21	-10.21	-57.22	-24.16	14.87	9
Dynamic Power Emerging Markets Fund	O	Canada	7.34	38.55	22	-19.09	-73.99	-54.02	16.26	10
Asean Small Cap Fund	O	Sing	11.09	38.13	23	-9.58	-63.43	-41.86	23.28	7
Passport Special Opportunities Fund LP	O	US	5.69	37.03	24		-43.24	0.00	33.28	8
Polo FIA	C	Brazil	-7.19	32.81	25	32.45	-16.09	-7.19	14.79	8
Sector Average			6.99	40.60	101	3.17	-26.20	-6.86	12.05	9.03

	Open/ Closed	HQ	% 3 mth	% 12 mth	Rk	% 36 mth*	Max draw down	% High water	12 mth vol %	Pos mths (of 12)
Fixed income										
Concise Capital Onshore Fund LLC	O	US	6.29	193.41	1	-15.51	-83.09	-38.70	31.38	12
Concise Capital Offshore Fund SPC	O	US	6.10	177.82	2	-14.29	-80.96	-36.04	28.85	12
Encore Fund LP	O	US	10.21	130.49	3	2.92	-54.08	0.00	14.71	12
Cedarview Opportunities Master Fund LP	O	US	12.84	118.50	4	-2.99	-58.52	-1.54	11.22	12
Midway Market Neutral Fund LLC	O	US	7.15	61.16	5	24.31	-24.94	0.00	6.88	12
Capital Structure Opportunities Fund LP	O	US	9.69	60.23	6	-1.42	-47.93	0.00	8.59	12
Storm Bond Fund	O	UK	6.60	55.63	7		-23.81	0.00	8.25	12
Liontrust Credit Fund – EUR Class	O	UK	6.22	50.68	8	12.86	-12.34	0.00	10.88	10
IFPC Zenith High Yield Bond Fund – EUR CIA	O	UK	7.86	49.01	9		-2.28	0.00	9.05	10
RAB European Credit Opps Fund – A Share	O	UK	6.21	46.20	10	2.42	-40.63	0.00	7.56	12
Dromeus Global Opportunities Fund	O	Greece	13.90	43.80	11		-5.81	0.00	8.73	11
Adelante Sovereign High Yield Fund	C	UK	4.38	43.67	12	8.68	-22.42	0.00	10.36	12
The Asgard Fixed Income Fund I (EUR)	C	Denmark	6.77	41.98	13	15.65	-10.40	0.00	6.69	12
Serica Credit Balanced Fund	O	HK	6.55	38.07	14		-0.56	0.00	6.57	12
Vision Guardian Partners LP	O	US	3.87	36.57	15		-0.94	0.00	8.88	11
Nexstar Emerging Markets Opportunity Fund	O	US	3.58	35.46	16		-0.17	0.00	6.60	12
Pamplona Credit Opportunities Fund	O	UK	6.93	34.64	17		-2.39	0.00	6.48	12
Parallax Capital Partners LP	O	US	5.61	33.83	18	29.10	-29.20	0.00	7.42	11
Spinnaker Global Opportunity Fund	C	UK	6.77	33.17	19	0.72	-31.66	-6.22	6.32	11
Hamton I – Bond 004	O	Cayman	3.36	29.11	20	-4.96	-66.64	-14.85	13.60	7
Lynx Fund I (Master Fund)	O	US	0.79	29.01	21	19.59	-3.05	0.00	5.31	11
Dexia Bonds Global High Yield – Class C EUR	O	France	4.45	28.92	22	-1.91	-29.88	-2.35	6.18	12
UFG Russia Debt Fund	O	Russia	7.71	28.61	23	0.63	-29.45	-5.96	3.49	12
PENN Core High Yield Bond Fund LP	O	US	5.00	27.50	24	4.09	-21.60	0.00	4.60	12
Centauro Credit Select Fund LLC	O	US	0.98	27.41	25	13.12	-9.82	0.00	7.55	11
Sector Average			3.32	20.92	154	4.42	-13.14	-3.07	5.66	9.60

Funds of funds

FMG India Opportunity Fund	O	Bermuda	7.25	93.13	1	-11.39	-80.61	-52.21	55.14	8
FAMA Brazil Fund – Challenger Equity Value Class	O	Brazil	0.83	92.66	2	8.22	-62.84	-3.14	31.07	8
Tera Capital Fund	O	Russia	14.77	76.93	3	-6.94	-61.39	-23.26	14.29	11
Whitebox Multi-Strategy Fund Series A	O	US	5.45	62.39	4	14.70	-34.40	0.00	10.42	12
EnTrust Diversified Select Credit Fund LP Class C	O	US	4.36	55.75	5		-0.46	0.00	8.54	11
FMG Rising 3 Fund	O	Bermuda	4.48	53.32	6	-11.41	-68.44	-44.12	20.65	9
FMG China Fund	O	Bermuda	3.25	53.23	7	-5.30	-68.85	-40.76	17.32	10
van Biema Asia Value Fund	O	US	9.96	44.44	8		-18.94	0.00	13.56	10
Guidance Black Terrain Fund LP	O	US	1.67	44.36	9		-27.13	0.00	10.51	11
Acom Credit Strategies LP	O	US	6.93	42.84	10		0.00	0.00	5.96	12
FMG Russia Fund	O	Bermuda	2.37	42.82	11	-26.27	-79.37	-64.45	21.90	10
HDF Emerging Markets Equity Class A EUR	O	France	12.38	40.72	12	-1.57	-48.10	-12.58	13.50	9
Premium Capital Global Portfolio	O	N Antilles	8.53	40.52	13		-38.59	-10.58	7.57	11
Abbey Global LP	O	Ireland	12.32	40.36	14	-2.54	-43.41	-7.66	17.44	9
CDK Credit Select LP	O	US	5.41	40.14	15		0.00	0.00	3.67	12
PAN Special Opportunities LP	O	US	6.30	38.63	16		-23.81	0.00	5.44	12
Magnitude Leveraged International	O	US	4.16	38.52	17	-3.59	-45.35	-18.46	6.75	12
Key Europe Triple – NOK	O	UK	6.60	37.64	18	-30.12	-76.83	-65.02	12.08	10
QSAM Newer Markets A USD	O	Switz	4.88	36.44	19	-0.07	-39.63	-11.41	13.26	10
van Biema Value Fund LP	O	US	7.92	35.65	20	1.31	-29.09	0.00	7.22	11
Lyster Watson Distressed Opp Fund LP – Series A	O	US	5.04	33.93	21	-1.29	-31.09	-4.75	4.72	12
Dorchester Capital Partners Select Opportunities LP O	US	7.77	33.78	22	-3.48	-36.72	-11.60	4.82	12	
Stenham Gold – USD Class	O	Channels	6.87	32.88	23	10.12	-42.79	-0.85	22.86	9
HDF Global Equity Class A EUR	O	France	9.77	32.31	24	-4.58	-35.93	-9.57	10.01	9
Rasmala Global Equity Opp Fund – CIA	O	UAE	9.56	31.96	25	-7.67	-51.56	-26.06	13.38	10
Sector Average			2.76	12.37	1047	-1.17	-19.79	-9.41	4.74	9.00



# STATISTICS

	Open/ Closed	HQ	% 3 mth	% 12 mth	Rk	% 36 mth*	Max draw down	% High water	12 mth vol % (of 12)	Pos mths
Global macro										
Osiris Investment Partners LP	O	US	32.55	124.16	1	-8.73	-78.43	-15.24	43.58	8
Quantedge Global Fund	O	Sing	16.38	70.90	2	11.08	-44.65	0.00	30.47	8
GLI Fund LLC	O	US	13.10	62.54	3	12.83	-43.10	0.00	24.83	8
Prana Fund – Class A Shares	O	Sing	7.00	57.40	4	20.20	-35.82	0.00	22.79	10
Guinness Energy Fund	O	UK	6.43	54.71	5	-1.39	-58.79	-15.13	28.41	8
JK Absolute Return Fund – JPY	O	UK	6.77	46.59	6	5.23	-32.39	0.00	16.74	11
Covepoint Emerging Markets Macro Fund	O	US	13.18	46.31	7	6.58	-36.05	0.00	20.01	10
Marketfield Fund	O	US	12.45	45.87	8		-27.62	0.00	13.25	10
GLG Emerging Markets Fund – Class A	C	UK	8.12	41.58	9	7.30	-41.39	-8.51	12.82	10
Amundi Funds Global Equities – CI C USD Acc	O	Lux	7.38	33.45	10	-10.76	-60.57	-37.89	15.05	9
Crescat Global Macro Composite	O	US	4.19	31.89	11	17.57	-44.09	-22.63	30.26	7
Forum Global Opportunities Fund	O	US	3.98	30.15	12	48.65	-7.80	0.00	10.96	10
IKOS FX Fund	O	Cyprus	6.36	27.71	13		-4.73	0.00	7.35	11
Absolute Macro Diversified Fund – USD	O	Malaysia	5.36	25.56	14	-0.65	-29.81	-2.87	14.54	8
SAC Global Elite Portfolio Fund	O	Sing	6.21	23.47	15	-1.84	-36.94	-12.44	13.80	7
Episode	O	UK	6.69	22.67	16	-0.83	-32.77	-4.55	9.59	9
Profit Global Macro Fund	O	UK	3.15	21.73	17	-3.61	-34.90	-16.11	8.42	8
Bridgewater All Weather @12%	O	US	7.49	19.83	18	-1.77	-32.27	-12.57	6.74	11
GMO Currency Hedge Fund	O	US	2.77	19.73	19	-7.30	-41.95	-26.43	10.47	9
Camomille Global Opportunities Fund (CHF)	O	UK	-0.36	18.92	20	15.54	-28.93	-0.36	7.81	9
The Claritas G4 Fund SPC – CI Global Macro	O	UK	-2.84	18.69	21	4.92	-13.13	-5.21	13.52	8
LGIM Global Macro Fund	O	UK	4.27	18.19	22		-8.23	-0.81	12.27	8
Graham Global Invest Fund – Prop Matrix-10V	O	US	6.00	17.84	23	16.35	-15.72	0.00	7.92	9
Barak Structured Trade Finance Fund	O	SA	3.93	17.32	24		0.00	0.00	0.39	12
Sibilla Capital – Global Class	O	US	-6.17	16.81	25	30.46	-10.92	-10.92	23.46	5
Sector Average			2.77	12.51	149	9.81	-17.62	-6.49	10.43	7.35

	Open/ Closed	HQ	% 3 mth	% 12 mth	Rk	% 36 mth*	Max draw down	% High water	12 mth vol % (of 12)	Pos mths
Long/short equity hedge										
Senvest Partners	O	US	33.81	291.74	1	23.61	-70.55	0.00	46.56	11
Galaxy China Deep Value Fund	O	HK	28.02	269.31	2		-2.12	0.00	36.03	10
Regal Zambezi Absolute Return Fund	O	Australia	19.35	197.60	3	6.48	-61.24	0.00	36.68	10
Senvest Israel Partners LP	O	US	24.74	185.18	4	11.67	-66.81	-1.50	31.98	9
HH Generation	O	Cayman	21.71	183.75	5	-4.47	-74.86	-6.47	30.84	11
Meridian Global Energy and Resources Fund	O	Berm	39.48	172.89	6	-0.92	-73.64	-14.43	26.54	11
Halcyon Power Investment Company	O	Cayman	23.73	169.38	7	-5.22	-69.30	-8.77	34.52	10
Quorum Fund	O	Baham	43.75	161.20	8	-11.88	-73.79	-9.76	34.98	11
Spectrum CIS Value Fund	O	Russia	23.41	146.08	9	-16.87	-83.62	-42.47	25.70	12
BTR Global Energy Fund	O	Canada	7.28	142.54	10	24.10	-56.55	-0.58	27.29	11
Naos Small Companies Fund	O	Australia	2.54	136.45	11	3.01	-64.33	-1.65	39.35	8
BTR Strategic Growth Fund	O	Canada	8.13	127.40	12		-0.99	-0.99	27.94	11
Komodo Fund	O	Indon	14.80	124.50	13	18.05	-54.89	0.00	27.81	11
AlphaNorth Partners Fund	O	Canada	23.36	122.11	14		-63.34	0.00	25.49	11
Specialised Metals & Mining	O	Cayman	28.11	120.49	15		-9.80	0.00	42.58	8
Vltava Fund Sicav	O	Malta	6.96	114.98	16	-22.23	-87.21	-58.83	43.97	9
The Gentle Persuader Fund	O	Switz	27.37	112.19	17		-32.94	-6.47	75.78	7
Firebird New Russia Fund	C	US	12.75	112.07	18	-4.63	-81.79	-25.27	33.04	10
Kinnaras Capital Partners LP	O	US	15.25	109.45	19	1.27	-58.88	0.00	38.09	10
Trophy Fund	C	US	24.48	108.94	20	-17.65	-80.61	-49.34	39.53	10
OC Concentrated Equity Fund	O	Australia	7.24	103.96	21	3.58	-60.87	0.00	17.24	11
Grand Haven Capital Fund	O	Switz	20.62	101.89	22	-3.61	-56.70	0.00	24.29	10
IIFL Capital Mumbai Fund	O	Sing	9.40	100.68	23		-3.49	0.00	39.37	10
Firebird Republics Fund	C	US	5.57	100.55	24	-10.27	-73.20	-24.69	28.70	8
Sokol Russian Equity Opp Offshore Fund	O	Russia	27.66	100.31	25	-0.01	-63.14	-14.79	27.16	9
Sector Average			4.33	23.77	1217	1.71	-25.72	-9.62	12.05	7.73

	Open/ Closed	HQ	% 3 mth	% 12 mth	Rk	% 36 mth*	Max draw down	% High water	12 mth vol % (of 12)	Pos mths
CTA/Managed futures										
AIS Gold Fund LP	O	US	27.15	148.39	1	3.55	-87.97	-35.22	73.53	8
The Institutional Investment Program	O	US	18.26	95.19	2		-71.51	-54.35	367.56	6
AIS Futures Fund LP (3x-6x)	O	US	21.28	79.68	3	-11.46	-89.67	-76.72	75.08	8
SafePort Silver Mining Fund	O	Liecht	23.96	69.32	4	-25.49	-80.96	-49.77	23.58	10
SafePort Gold & Silver Mining Fund	O	Liecht	25.23	57.74	5	-18.09	-71.95	-36.01	24.54	10
Di Tomasso Equilibrium Fund	O	Canada	6.42	57.22	6	32.65	-26.14	0.00	26.50	9
AIS Futures Fund II LP (2x-4x)	O	US	13.56	55.04	7	-0.06	-74.87	-54.71	48.68	8
Diapason RICI Metals Segment – Class A	O	Switz	15.87	53.04	8	-1.19	-46.66	-2.85	12.17	11
Kinkopf Capital S&P	O	US	27.25	51.65	9	9.67	-37.04	0.00	25.07	9
AIS Capital Growth Fund LP	O	US	12.12	48.36	10	4.76	-45.15	-10.57	28.76	8
LJM Managed Accounts (Aggressive Strategy)	O	US	5.57	45.23	11	4.51	-63.83	-38.13	14.91	9
AMCI Fund	O	Japan	18.80	44.64	12	-3.02	-57.69	-26.25	19.57	8
Dacharan Fund	O	UK	14.18	40.32	13		-10.74	-9.48	28.29	8
Quickpool LP	O	US	13.74	39.43	14	25.70	-26.29	0.00	11.69	10
Diapason RICI Energy Segment – Class A	O	Switz	19.41	38.67	15	-9.91	-67.55	-55.00	22.53	7
Tactical Institutional Commodity Program	O	US	3.75	38.48	16	24.93	-30.75	0.00	22.15	6
SafePort Precious Metals 95+ Fund	O	Liecht	16.74	33.94	17		-29.18	0.00	20.16	9
ACL Global Fund USD Share Class	O	Ireland	13.94	33.69	18	-2.90	-38.69	-6.69	16.27	9
Credece Oriental Trade Enterprise	O	China	9.20	33.14	19		-9.18	0.00	10.98	10
AIS Balanced Fund LP	O	US	8.72	32.02	20	13.16	-28.15	0.00	18.94	9
Aliquot Precious Metals USD Intermed Exit CI C	O	US	10.22	31.73	21	3.31	-45.58	-15.02	18.47	8
Diapason RICI – USD	O	Switz	9.07	30.15	22	-3.31	-58.63	-42.49	20.20	9
Becker Asset Management LLC Program 1	O	US	1.64	30.14	23	22.23	-41.07	0.00	24.11	8
RAM Aggressive	O	US	1.18	29.41	24	37.49	-40.98	-9.03	26.62	7
CSL Active Long Only Commodity Programme	O	Australia	6.13	28.06	25	16.56	-14.08	0.00	14.50	9
Sector Average			4.85	3.62	475	6.85	-26.88	-15.54	16.78	6.44

	Open/ Closed	HQ	% 3 mth	% 12 mth	Rk	% 36 mth*	Max draw down	% High water	12 mth vol % (of 12)	Pos mths
Multi-strategy										
India Capital Fund	O	Maurit	25.73	123.71	1	2.95	-72.79	-21.71	46.33	8
Diamond Age Russia Fund	O	Russia	12.33	97.64	2	-3.09	-67.52	-6.47	25.31	10
BNY Mellon ARX Long Term FIA	O	Brazil	5.05	92.44	3		-37.52	0.00	15.09	11
FPP Emerging Hedge Fund I	O	UK	3.73	89.68	4	-4.79	-70.94	-16.69	42.15	8
The Vallea Fund	O	Switz	8.28	83.94	5		-0.80	0.00	22.45	11
Russian Opportunities Fund	O	Russia	10.90	80.00	6	-5.83	-87.68	-16.51	35.88	7
Da Vinci CIS Opportunities Fund	O	Russia	10.28	79.97	7		-1.97	0.00	18.12	10
Alexandra Convertible Bond Fund I	O	US	15.25	78.26	8		-5.90	0.00	9.54	11
Mercury International Fund Class Equities	O	Brazil	8.22	78.01	9	13.95	-56.52	-0.91	26.92	9
FrontFour Capital Partners LP	O	US	13.68	74.99	10	1.04	-43.30	0.00	14.73	10
Vertex Fund	O	Canada	9.74	74.68	11	4.50	-45.92	0.00	11.22	12
Kayne Anderson Midstream Energy Fund	O	US	9.48	65.08	12	-16.03	-73.27	-39.95	16.84	11
SAC Global Energy and Mining Fund	O	Sing	13.13	61.00	13	-5.92	-68.43	-21.37	36.81	7
Sharp	O	Sweden	10.12	59.52	14		-43.54	0.00	10.72	12
FPP Seven Seas Fund	O	UK	2.16	58.10	15	-12.57	-74.06	-37.38	18.23	9
Skopos BRK 60 FIC FIA	O	Brazil	0.62	57.74	16		-49.93	0.00	12.33	12
MBA Latin America Opportunity Fund	O	Argent	16.74	56.10	17	9.91	-7.76	0.00	12.84	11
VisionGain China Abs Ret Offshore Feeder Fund	O	HK	11.01	54.67	18		-25.66	-1.70	29.33	8
R3 Fund LP	O	US	4.67	54.39	19		-44.08	-6.45	12.25	12
Investcorp Interlachen Multi-Strategy Fund	O	US	7.81	52.17	20	6.38	-31.13	0.00	11.11	11
Investcorp Interlachen Multi-Strategy Fund LLC	O	US	7.73	51.49	21	6.29	-31.03	0.00	11.05	11
LG Asian Green Fund	O	UK	13.09	49.37	22		-45.15	0.00	23.14	8
Northglen Aggressive Fund SP	O	UK	13.68	48.73	23	9.06	-31.21	0.00	11.77	10
Dynamo Cougar	O	Brazil	1.31	48.28	24	13.58	-44.80	-1.47	10.93	9
Insparo Africa Fund	O	UK	12.38	44.67	25		-13.72	0.00	11.33	10
Sector Average										

STATISTICS AT A GLANCE

Funds by fewest negative months (Currency, HQ)	36 Mth %	Rk 36 Mth	Vol 36 Mth (%)	Neg Mths in 36	Primary Category
Polo Crédito Privado FIM	18.83	113	2.15	0	Others
Life's Good STABL Mortgage Fund LLC	15.97	165	0.00	0	Others
Caritas Royalty Fund LLC	13.36	284	1.59	0	Others
Summit Consumer Receivables Fund LP	13.34	286	1.64	0	Others
Caritas Royalties Fund (Bermuda)	12.77	322	1.38	0	Others
Capitania Treasury	12.45	342	1.55	0	Multi-Strategy
Arsenal Hedge-Arbitrage Funds Investable Index	12.43	344	1.76	0	Fund of Funds
GS Allocation Dinamico FIM	12.19	359	1.39	0	Arbitrage
Advis Macro FIM	11.97	367	1.40	0	Macro
Maxima High Yield	11.51	397	2.03	0	Multi-Strategy
GAP Institucional	11.18	419	1.53	0	Multi-Strategy
Capitania Hedge	11.11	427	0.92	0	Multi-Strategy
BNY Mellon ARX Target FIM	10.89	445	1.18	0	Multi-Strategy
Maxima Plus	10.51	475	0.56	0	Fixed Income
Fator Max Corporativo	10.45	480	0.56	0	Multi-Strategy
BBM Institucional FIM	10.27	497	0.99	0	Multi-Strategy
CSHG DI Private	10.09	513	0.48	0	Fixed Income
GS Allocation Hedge FIM	9.95	529	0.79	0	Arbitrage
BNY Mellon ARX Referenciado DI LP	9.86	541	0.50	0	Fixed Income
BNY Mellon ARX Cash FI CP	9.85	543	0.51	0	Fixed Income
CSHG DI	9.39	574	0.47	0	Fixed Income
Traded Policies Fund – GBP Growth	9.02	596	0.34	0	Fixed Income
Traded Policies Fund – USD Institutional	8.26	652	0.36	0	Fixed Income
Lynx Fund I (Master Fund)	19.59	109	3.91	1	Fixed Income
Centurion Credit Group LLC	15.50	191	2.23	1	Others
NEO Multi Estrategia Fund	12.47	339	1.79	1	Multi-Strategy
KWK Partners LP	12.30	353	1.79	1	Arbitrage
Rio Arbitragem FIM	11.57	393	1.90	1	Multi-Strategy
BNY Mellon ARX Hedge FIM	11.21	417	1.95	1	Multi-Strategy
Fator Sigma Institucional FIM	10.14	509	1.79	1	Multi-Strategy
Sector Average*	2.63	3790*	14.18	12.39	

\*The number in the 'Rank' column against the Sector Average, represents the number of constituent funds in that index/average

Top funds by 36-month returns

Sparta Cíclico	90.50	1	54.59	14	Macro
Paulson Credit Opportunitates LP	90.03	2	50.09	5	Distressed Debt
Sparta Anti-Cíclico	62.23	3	52.47	15	Macro
Liquid Capital Fund LP	59.43	4	305.39	3	CTA/Managed Futures
Balestra Capital Partners LP	58.59	5	28.03	13	Macro
Phalanx Japan-AustralAsia Multi-Strategy Fund	56.43	6	12.16	4	Multi-Strategy
Paulson Advantage Plus	49.96	7	23.52	8	Event Driven
Forum Global Opportunities Fund	48.65	8	21.45	8	Macro
CRC Financials Opportunity Fund	46.81	9	33.91	16	Long/Short Equities
Axel Partners LP	45.24	10	26.21	12	Long/Short Equities
Dighton Aggressive SP (SFT2X)	43.61	11	54.11	13	CTA/Managed Futures
SPM Structured Servicing Holdings	39.06	12	23.18	4	Arbitrage
Vegasoul Fund	38.14	13	12.35	5	CTA/Managed Futures
RAM Aggressive	37.49	14	36.58	16	CTA/Managed Futures
OEI Mac Inc – Class USD	37.24	15	29.64	12	CTA/Managed Futures
Strand US Fund	35.60	16	25.82	14	Long/Short Equities
Quantitative Global Fund – 3x	35.53	17	34.25	13	CTA/Managed Futures
RAM Fund LLC	35.42	18	36.09	16	CTA/Managed Futures
Tairen China Fund	35.21	19	20.01	13	Long/Short Equities
Pivot Global Value Fund	34.69	20	14.62	12	Macro
Global Diversified Program	34.19	21	34.34	14	CTA/Managed Futures
Magic Capital Fund LP	34.02	22	27.93	8	Multi-Strategy
Excelsior Aggressive Fund LP	33.32	23	17.90	9	CTA/Managed Futures
Di Tomasso Equilibrium Fund	32.65	24	24.55	12	CTA/Managed Futures
Legacy Futures Fund LP	32.58	25	34.24	14	CTA/Managed Futures
Paulson Advantage LP	32.51	26	16.00	8	Arbitrage
Polo FIA	32.45	27	18.35	11	Event Driven
Singleton Fund LLC	32.11	28	24.45	8	Multi-Strategy
Polo Fund	31.53	29	27.50	15	Event Driven
Sibilla Capital – Global Class	30.46	30	22.17	16	Macro
Sector Average*	2.63	3790*	14.18	12.39	

Lowest 36-month volatility	Currency Class	HQ	36 Mth Vol (%)	Neg Mths in 36	Primary Category
Life's Good STABL Mortgage Fund LLC	USD	United States	0.00	0	Others
Traded Policies Fund – USD Institutional	USD	United Kingdom	0.38	0	Fixed Income
CSHG DI	BRL	Brazil	0.46	0	Fixed Income
LH Asian Trade Finance Fund	USD	Singapore	0.47	0	Others
CSHG DI Private	BRL	Brazil	0.47	0	Fixed Income
BNY Mellon ARX Referenciado DI LP	BRL	Brazil	0.49	0	Fixed Income
BNY Mellon ARX Cash FI CP	BRL	Brazil	0.50	0	Fixed Income
Fator Max Corporativo	BRL	Brazil	0.55	0	Multi-Strategy
Maxima Plus	BRL	Brazil	0.56	0	Fixed Income
MVP Premium Fund USD	USD	United States	0.58	0	Fixed Income
GS Allocation Hedge FIM	BRL	Brazil	0.77	0	Arbitrage
W Financial Fund LP	USD	United States	0.87	0	Others
Capitania Hedge	BRL	Brazil	0.91	0	Multi-Strategy
Rivoli Conservative Fund	EUR	France	0.91	7	Fund of Funds
Dexia Double Alpha	EUR	Ireland	0.97	8	Long/Short Equities
Dexia Index Arbitrage	EUR	Ireland	1.04	4	Event Driven
BBM Institucional FIM	BRL	Brazil	1.05	0	Multi-Strategy
BNY Mellon ARX Target FIM	BRL	Brazil	1.18	0	Multi-Strategy
SDA Hedge FIM	BRL	Brazil	1.22	0	Multi-Strategy
GS Allocation Dinamico FIM	BRL	Brazil	1.38	0	Arbitrage
Dexia Emerging Debt Arbitrage	EUR	France	1.39	10	Multi-Strategy
Caritas Royalties Fund (Bermuda)	USD	Bermuda	1.39	0	Others
Gain Capital Management	USD	United States	1.46	21	CTA/Managed Futures
Advis Macro FIM	BRL	Brazil	1.49	0	Macro
GAP Institucional	BRL	Brazil	1.51	0	Multi-Strategy
Capitania Treasury	BRL	Brazil	1.54	0	Multi-Strategy
Danske Invest Neutral	EUR	Finland	1.57	11	Multi-Strategy
Caritas Royalty Fund LLC	USD	United States	1.60	0	Others
Dexia Money + Multi-Strategies	EUR	France	1.71	11	Fund of Funds
Capricorn fxST (Growth)	USD	Switzerland	1.73	13	CTA/Managed Futures
Sector Average*			14.13	12.47	

DISCLAIMER – EUREKAHEDGE

Intellectual property and copyrights in the data provided, in whole or in part, shall be held either by Eurekahedge or be subject to Eurekahedge's control or delegated authority to administer and provide. Any data forming part of the contents here may not be disseminated, recompiled, resold, copied or otherwise stored in any electronic system, fax, photocopy, server, hard-disk, hard-copy paper format or website without receiving the express written approval of Eurekahedge. Extracts may be made for the purposes of research or comment, or form part of an article so long as the source is acknowledged. Investment in the funds may be subject to marketing and investment regulations relating to qualified and/or accredited investors. Users should be aware of the restrictions relating to dissemination of data in whole or as part of other marketing activities within your jurisdiction and comply with applicable law. Your permitted use of the data shall be on the basis that you shall not look to Eurekahedge for loss or liability relating to your use of the data whether with reference to intellectual property, accuracy or any reason whatsoever. The data is provided on the basis of a matter of record only and are provided for information purposes only. The data does not, and should not be construed to, constitute an offer to sell or a solicitation of an offer to buy any of the shares, or other interest, in any fund or form the basis of any contract or commitment whatsoever, nor should it be treated as financial, professional or expert advice. Past performance is not indicative of future performance. The data is based on information and data received from the subjects of each and from other third-party sources and no guarantee of completeness or accuracy can be made, nor is any representation or warranty made in this regard. Eurekahedge will not be responsible for any liability resulting from loss pertaining to the use of the data.

All tables' hedge fund performance statistics are for period ending April 30, 2010 (data reported to May 24, 2010). All statistics at a glance are for period ending April 30, 2010 (data reported to May 24, 2010). All 36-month performance is annualised.\* Please note the data in the Eurekahedge graphs and for the tables thereafter are based on 80.76% of the NAV returns for April 30, 2010, as at May 24, 2010. The positive- and negative-months columns show the number of gaining and losing months in the previous 12. Some fund names have been abbreviated for reasons of space, for example 'Ltd' or 'LLP' being removed from end of a fund's name. Similarly Dighton World Wide Fund (in CTA strategy) has 2X and 2X leveraged programs – please check with manager for full name/details of fund. The symbol ♣ represents the total number of funds (in each strategy) that report their performance data to Eurekahedge. To submit your fund's or funds' data to Eurekahedge contact Agnes Yea at agnes@eurekahedge.com.

