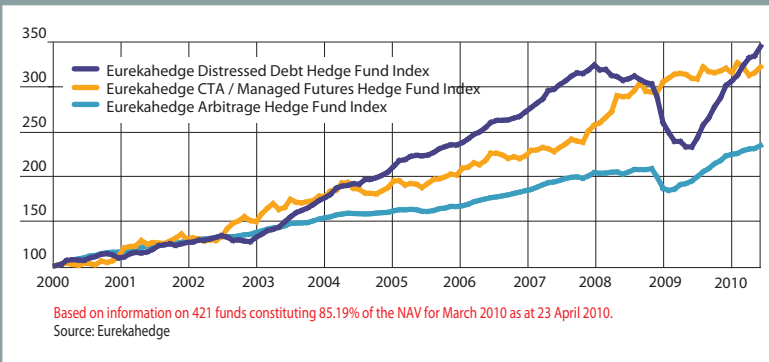


STATISTICS

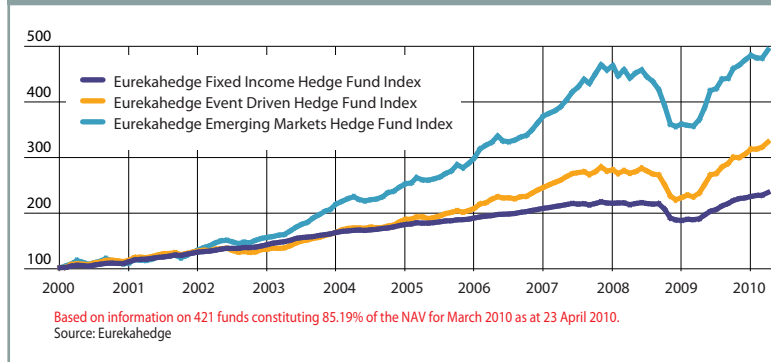
	Open/ Closed	HQ	% 3 mth	% 12 mth	Rk	% 36 mth*	Max draw	% High	% 12 mth	Pos mths
Arbitrage										
Akanthos Arbitrage Fund	0	US	15.80	223.28	1	20.25	-62.06	0.00	28.34	11
Andante Fund LP	0	US	11.53	113.89	2	33.17	-5.05	0.00	13.21	12
SPM Structured Servicing Holdings	0	US	6.72	101.37	3	41.42	-30.43	0.00	12.59	12
Whitebox Credit Arbitrage Fund	C	US	8.71	99.71	4	13.39	-48.32	0.00	12.97	12
Investcorp Silverback Arbitrage Fund	0	US	4.63	96.81	5	28.55	-25.78	0.00	20.19	11
Whitebox Concentrated Con Arbitrage Fund	C	US	5.23	90.00	6	17.91	-42.38	0.00	13.72	12
Barnegat Fund	0	US	11.60	87.76	7	18.70	-55.86	0.00	16.76	12
BlackRock Obsidian Fund	0	US	10.19	70.16	8	22.04	-20.92	0.00	6.55	12
Nisswa Master Fund	0	US	2.51	67.66	9	18.90	-29.16	0.00	14.09	9
Canyon Capital Arbitrage Fund (Cayman)	0	US	1.61	53.84	10	6.09	-43.38	0.00	12.75	11
Ishin Master Fund	0	US	7.04	50.65	11	4.01	-37.85	-0.47	8.50	11
Rhapsody Fund LP	0	US	2.59	49.54	12	11.75	-20.19	0.00	8.78	12
Lazard Rathmore Fund	0	US	3.50	49.30	13	NA	-16.25	0.00	8.28	11
Arpeggio Fund	0	US	2.57	47.30	14	1.16	-36.78	0.00	8.39	11
Basso Partners LP	0	US	5.13	45.61	15	10.16	-25.06	0.00	8.75	11
Zazove Global Convertible Fund LP	0	US	2.84	43.98	16	1.88	-40.24	-7.27	9.63	11
Advent Convertible Arbitrage Fund	0	US	4.34	40.63	17	5.01	-27.86	0.00	8.86	12
Wolverine Convertible Arbitrage Fund LLC	0	US	2.46	39.23	18	7.14	-25.76	0.00	6.50	12
Henderson Credit Opportunities Fund – EUR	0	UK	5.76	37.92	19	1.66	-26.23	0.00	6.17	11
SSI Hedged Convertible Opportunity Fund LP	0	US	3.78	36.72	20	4.86	-25.46	0.00	7.19	12
Whitebox Diversified Con Arbitrage Fund	0	US	0.57	35.76	21	7.94	-31.42	0.00	10.10	11
III Relative Value Credit Strategies Fund	0	USVI	7.40	35.40	22	3.08	-31.27	-3.35	6.60	11
III Fund	0	USVI	5.94	34.80	23	-11.95	-54.77	-38.14	6.47	12
Tenor Opportunity Fund	0	US	2.84	34.65	24	9.52	-17.75	0.00	6.91	12
Mohican VCA Offshore Fund	0	US	1.75	33.70	25	9.21	-19.66	0.00	6.09	12
Sector Average			2.88	24.78	157	8.37	-16.65	-2.62	6.33	9.68

	Open/ Closed	HQ	% 3 mth	% 12 mth	Rk	% 36 mth*	Max draw	% High	% 12 mth	Pos mths
Relative value										
Q India Equity Fund – Class A	0	Mauritius	4.85	124.93	1	19.44	-57.10	0.00	34.74	10
Leviticus Partners LP	0	US	10.61	112.90	2	10.73	-56.02	0.00	26.60	10
Select Contrarian Value Partners LP	0	US	4.08	92.60	3	5.57	-55.99	0.00	32.49	9
Nisswa Fixed Income Fund	0	US	7.46	73.98	4	NA	0.00	0.00	9.58	12
Frontaura Global Frontier Fund LLC	0	US	10.10	62.78	5	NA	-35.44	0.00	17.03	9
Snow Capital Investment Partners LP	0	US	5.07	62.42	6	-0.75	-47.65	-6.08	19.25	10
CFB Convertibles Fund – Far East Sub-Fund	0	IoM	7.00	52.47	7	7.65	-33.75	0.00	11.25	9
Broadmark Value Hedged Fund LP	0	US	4.61	52.01	8	8.57	-39.54	-7.77	19.22	9
Gabelli International Ltd	C	US	4.37	44.70	9	1.75	-35.50	-2.24	13.24	10
CAAM Funds Select Europe – Class C Acc	0	Lux	3.36	43.70	10	NA	-13.28	0.00	15.79	9
Gabelli Performance Partners LP	C	US	3.03	41.44	11	7.08	-24.70	0.00	12.88	10
Victory Cap Series LLC Ser D – Abs Ret Cred Ptf	0	US	3.54	40.39	12	NA	0.00	0.00	6.54	12
CAAM Funds Select Euro – Class C Acc	0	Lux	0.66	39.46	13	NA	-14.75	0.00	18.57	8
GAM Convertible Bond Hedge Fund – USD 1	0	UK	2.73	37.63	14	3.79	-36.18	0.00	11.38	11
Elite Charteris Premium Income Fund	0	UK	4.05	36.34	15	1.51	-31.84	-3.46	15.55	10
CAAM Funds Japan Value – Class C Acc	0	Lux	9.96	35.82	16	-15.14	-58.73	-39.08	20.80	9
Regal Amazon Market Neutral Fund	0	Australia	2.21	34.44	17	20.55	-20.21	-0.44	13.79	9
BlueCrest Capital International Fund	0	UK	5.36	33.58	18	21.49	-4.83	0.00	5.21	12
GAM Emerging Markets Hedge Fund – USD	0	UK	11.23	32.34	19	17.93	-6.53	0.00	9.69	9
Sheraton Partners LP	0	US	4.28	29.50	20	1.81	-32.18	-6.14	9.00	10
North Star Partners LP	0	US	-3.07	28.72	21	3.27	-32.48	-3.07	12.05	8
North Star II Partners LP Fund	0	US	-3.11	28.71	22	3.41	-28.03	-3.11	12.03	8
Brummer & Partners Nektar Hedge Fund	0	Sweden	4.33	28.16	23	19.27	-12.96	0.00	7.74	12
Ansbacher Invest Management Elizaville Ptnrs LP	0	US	5.60	27.05	24	-5.71	-41.89	-20.16	3.99	11
The Elkhorn Fund LLC	0	US	2.31	25.36	25	-2.09	-31.90	-11.50	8.84	9
Sector Average			3.62	27.94	105	7.56	-18.59	-4.16	9.43	9.10

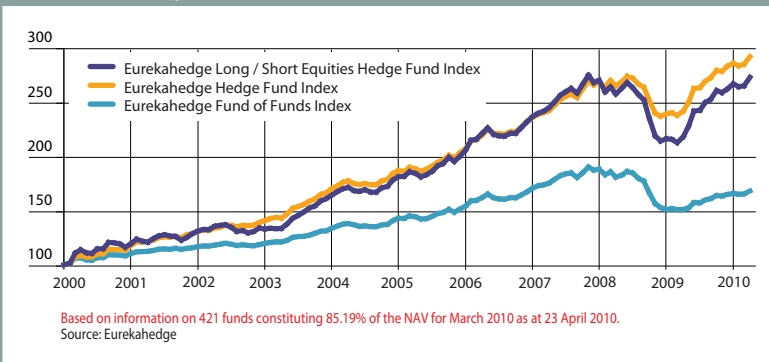
EUREKAHEDGE DIS DEBT vs EUREKAHEDGE CTA/MANAGED FUTURES HFI vs EUREKAHEDGE ARB HFI



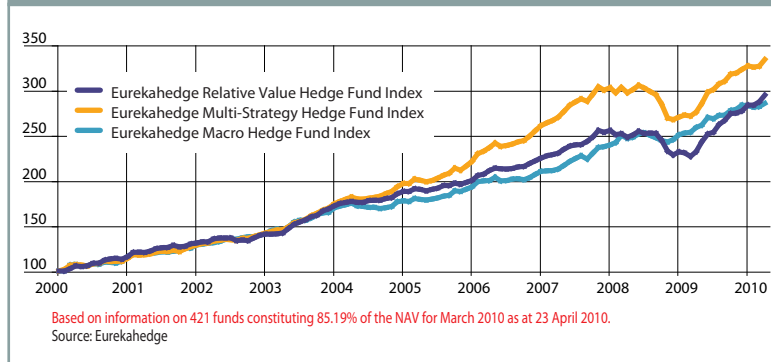
EUREKAHEDGE FIXED INCOME HFI vs EUREKAHEDGE EVENT DRIVEN HFI vs EUREKAHEDGE EM HFI



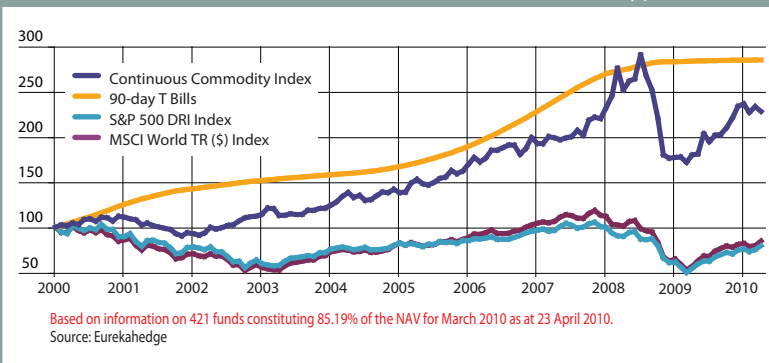
EUREKAHEDGE L/S EQ HFI vs EUREKAHEDGE HFI vs EUREKAHEDGE FOFI



EUREKAHEDGE REL VALUE HFI vs EUREKAHEDGE M/S HFI vs EUREKAHEDGE MACRO HFI



REUTERS CRB INDEX VS 90-DAY T BILLS VS S&P 500 DRI INDEX VS MSCI WORD TR (\$) INDEX



	Open/ Closed	HQ	% 3 mth	% 12 mth	Rk	% 36 mth*	Max draw down	% High water	12 mth vol %	Pos mths (of 12)
Distressed debt										
Alden Global Distressed Opps Fund – CI B	C	US	18.25	254.49	1	NA	-18.39	0.00	25.98	12
VR Global Offshore Fund	O	Cayman	17.72	119.13	2	10.03	-48.38	0.00	14.99	12
PENN Distressed Fund LP	O	US	14.23	114.31	3	10.20	-44.28	0.00	18.60	12
Outrider Master Fund LP	O	US	16.32	82.75	4	11.11	-32.19	0.00	7.65	12
Zazove High Yield Conv Securities Fund LP	O	US	7.69	81.48	5	-1.56	-49.89	-6.53	11.84	12
Trafalgar Recovery Fund – EUR	O	UK	7.68	58.88	6	6.82	-31.37	0.00	13.20	10
Hildene Opportunities Fund LP	O	US	20.07	56.04	7	NA	-2.17	0.00	8.49	12
GCA Credit Opportunities Master Fund	O	US	8.18	52.68	8	NA	0.00	0.00	6.36	12
Simplon Partners LP	O	US	6.45	52.16	9	3.98	-30.71	0.00	9.71	12
Colchis Capital Distressed RMBS Opps Fd LPV	O	US	7.22	50.67	10	NA	0.00	0.00	10.60	12
Phoenix Fund	O	Nethers	10.60	45.96	11	-22.90	-70.05	-54.66	18.37	9
Eight Capital Master Fund	O	US	6.64	45.21	12	-1.27	-43.57	-18.06	10.55	11
Wilfrid Aubrey Growth Fund LP	O	US	5.60	42.64	13	0.80	-39.02	-10.00	10.18	12
Paulson Credit Opportunites LP	O	US	7.09	41.86	14	85.83	-10.39	0.00	4.30	12
Finisterre Sovereign Debt Fund	O	UK	5.35	40.35	15	14.18	-21.01	0.00	4.58	12
Ahab Distressed LP	O	US	3.28	39.26	16	NA	-22.06	0.00	6.57	11
SP Offshore	O	US	6.35	37.90	17	0.99	-29.49	-2.77	6.55	12
Spinnaker Global Strategic Fund	C	UK	8.22	37.73	18	2.13	-35.98	-10.40	5.38	12
Third Avenue Special Situations Offshore Fund	O	US	3.72	37.23	19	-3.62	-40.43	-14.56	7.69	11
KS International Inc	O	US	3.40	35.22	20	1.79	-25.82	0.00	5.74	12
KS Capital Partners LP	O	US	3.74	34.07	21	1.92	-25.70	0.00	5.32	12
LC Capital Offshore Fund	O	US	3.79	28.00	22	-3.33	-34.48	-14.19	4.87	11
Beach Point Distressed Fund LP	O	US	5.09	25.33	23	NA	0.00	0.00	3.56	12
Argo Global Special Situations Fund	O	UK	2.39	12.99	24	-1.04	-32.39	-19.70	5.40	9
Orchard Central	O	HK	3.67	12.79	25	7.46	-12.35	-1.15	6.45	9
Sector Average			6.42	47.39	60	8.34	-21.65	-4.96	8.75	10.77

Event-driven										
	Open/ Closed	HQ	% 3 mth	% 12 mth	Rk	% 36 mth*	Max draw down	% High water	12 mth vol %	Pos mths (of 12)
LaGrange Capital Partners LP	O	US	35.02	647.70	1	-21.94	-95.41	-54.17	104.26	11
LaGrange Capital Partners Spec Sits Yield Fund	O	US	23.78	633.50	2	NA	-29.28	0.00	89.32	11
AUK Capital Partners LP	O	US	18.97	416.41	3	18.37	-80.40	0.00	77.03	9
Dynamic Power Hedge Fund	O	Canada	19.10	270.93	4	8.90	-79.43	-13.74	34.96	11
G10-Rosseau Special Situations Fund	O	Cayman	9.55	163.55	5	14.21	-55.07	0.00	40.03	9
Andromeda Global Credit Fund Ltd	O	US	10.28	144.35	6	22.40	-40.73	0.00	16.41	12
Polo Fund	C	Cayman	-5.35	127.70	7	30.75	-21.53	-5.35	37.54	8
Meridian Global Gold and Resources Fund	O	Bermuda	7.55	125.93	8	6.65	-69.02	-8.84	22.09	11
ECF Value Fund I LP	C	US	7.00	122.01	9	14.66	-43.48	0.00	31.12	12
Rosseau LP	O	Canada	6.07	93.88	10	3.88	-49.80	0.00	23.93	10
Helium Special Situations Fund – GBP	O	Switz	7.59	89.32	11	4.47	-58.87	-6.19	24.58	11
Marwyn Value Investors LP	O	UK	17.02	85.35	12	4.16	-48.48	-1.07	26.53	9
Arrow Partners LP	O	US	4.29	67.26	13	10.49	-46.03	-2.42	16.26	10
HDH Master Fund – Class C	C	Sing	3.40	64.44	14	14.64	-31.34	0.00	15.35	11
Diamond A Partners LP	O	US	4.41	62.22	15	-21.80	-72.99	-53.38	24.87	7
Kayne Anderson MLP Fund LP	O	US	7.82	61.47	16	0.91	-52.94	-10.00	14.60	10
Polo FIA	C	Brazil	-4.34	59.90	17	33.06	-16.09	-4.72	19.84	9
Scottwood Partners LP	O	US	13.76	58.22	18	17.89	-16.71	0.00	12.73	10
Richland Emerging Opportunities Fund	O	HK	-4.01	58.21	19	NA	-54.70	-6.36	31.74	8
SM Investors LP	O	US	9.32	57.16	20	-8.41	-57.22	-27.71	20.88	9
Greenwich Growth Fund	O	Bermuda	10.90	56.00	21	-6.07	-62.26	-33.90	20.95	9
Wexford Credit Opportunities Fund LP	O	US	5.04	54.56	22	12.06	-12.62	0.00	10.61	12
Kingstown Partners LP	O	US	9.14	53.54	23	13.73	-27.85	0.00	12.30	10
Canyon Value Realization Fund (Cayman) – CI B	O	US	3.61	51.04	24	5.93	-30.72	0.00	8.37	11
Dynamic Power Emerging Markets Fund	O	Canada	-0.96	45.38	25	-14.83	-73.99	-54.81	16.65	10
Sector Average			3.96	49.41	128	4.82	-26.75	-7.62	14.05	9.05

	Open/ Closed	HQ	% 3 mth	% 12 mth	Rk	% 36 mth*	Max draw down	% High water	12 mth vol %	Pos mths (of 12)
Fixed income										
Concise Capital Onshore Fund LLC	O	US	11.83	256.11	1	NA	-83.09	-39.77	32.88	12
Concise Capital Offshore Fund SPC	O	US	11.55	229.66	2	-12.31	-80.96	-37.22	29.87	12
Encore Fund LP	O	US	11.71	144.21	3	4.90	-54.08	0.00	14.83	12
Cedarview Opportunities Master Fund LP	O	US	12.38	124.60	4	-0.39	-58.52	-5.90	11.00	12
Prudence Enhanced Income Fund	O	HK	14.07	92.41	5	NA	0.00	0.00	24.52	12
Capital Structure Opportunities Fund LP	O	US	9.15	72.45	6	0.72	-47.93	-1.98	11.45	12
Midway Market Neutral Fund LLC	O	US	7.41	64.67	7	26.50	-24.94	0.00	7.10	12
IFPC Zenith High Yield Bond Fund – EUR CIA	O	UK	9.01	61.00	8	NA	-2.28	0.00	12.18	10
Liontrust Credit Fund – EUR Class	O	UK	12.35	56.51	9	15.65	-12.34	0.00	10.63	10
Renaissance Russia Debt Fund	O	UK	9.53	54.37	10	12.03	-27.84	0.00	7.68	12
Adelante Sovereign High Yield Fund	C	UK	4.41	51.60	11	10.69	-22.42	0.00	11.15	12
Dromaeus Global Opportunities Fund	O	Greece	17.10	51.40	12	NA	-5.81	0.00	8.41	11
RAB European Credit Opps Fund – A Share	O	UK	7.22	45.36	13	4.76	-40.63	0.00	7.63	12
Serica Credit Balanced Fund	O	HK	8.68	41.80	14	NA	-0.56	0.00	6.58	12
Nexstar Emerging Markets Opportunity Fund	O	US	4.25	41.78	15	NA	-0.17	0.00	6.50	12
Falcon Point High Yield Growth Strategy	O	US	4.70	41.72	16	3.05	-29.01	0.00	8.20	12
Falcon Point High Yield Fund	O	US	4.70	41.72	17	1.23	-31.36	0.00	8.20	12
Vision Guardian Partners LP	O	US	4.81	37.65	18	NA	-0.94	0.00	8.77	11
Pamplona Credit Opportunities Fund	O	UK	6.30	36.04	19	NA	-2.39	0.00	6.49	12
Dexia Bonds Global High Yield – Class C EUR	O	France	4.33	35.80	20	-0.53	-29.88	-3.69	7.65	12
GEMS Bond Fund – USD	O	UK	8.07	35.56	21	-2.32	-38.53	-13.84	5.13	11
Parallax Capital Partners LP	O	US	4.91	35.35	22	29.13	-29.20	0.00	7.32	11
Spinnaker Global Opportunity Fund	C	UK	4.63	34.56	23	4.46	-31.66	-7.33	6.25	11
Centaur Credit Select Fund LLC	O	US	-0.26	33.75	24	14.48	-9.82	-0.26	6.05	11
PENN Core High Yield Bond Fund LP	O	US	4.65	32.92	25	5.53	-21.60	0.00	8.28	12
Sector Average			2.83	21.95	174	4.90	-14.10	-4.63	6.26	9.45

Funds of funds										
	Open/ Closed	HQ	% 3 mth	% 12 mth	Rk	% 36 mth*	Max draw down	% High water	12 mth vol %	Pos mths (of 12)
FAMA Brazil Fund – Challenger Equity Value Class	O	Brazil	-2.58	187.94	1	10.28	-62.84	-2.58	52.20	9
FMG India Opportunity Fund	O	Bermuda	-0.55	125.00	2	-7.52	-80.61	-54.08	58.14	8
FMG India Fund	O	Bermuda	1.80	96.32	3	-1.30	-69.88	-38.52	38.37	8
Whitebox Multi-Strategy Fund Series A	O	US	4.78	73.01	4	16.59	-34.40	0.00	11.49	12
FMG China Fund	O	Bermuda	-2.90	64.18	5	-3.84	-68.85	-40.08	16.99	11
FMG Rising 3 Fund	O	Bermuda	0.22	63.46	6	-9.11	-68.44	-44.65	21.19	9
EnTrust Capital Special Opportunities Fund Class A	O	US	2.93	57.65	7	NA	-5.86	0.00	6.75	12
FMG Russia Fund	O	Bermuda	2.79	53.58	8	-24.03	-79.37	-64.51	22.56	10
Abbey Global LP	O	Ireland	4.85	52.32	9	2.37	-43.41	-8.35	19.00	9
Acom Credit Strategies LP	O	US	7.04	48.32	10	NA	0.00	0.00	7.45	12
HDF Emerging Markets Equity Class A EUR	O	France	6.19	47.56	11	1.40	-48.10	-14.35	14.43	9
Key Europe Triple – NOK	O	UK	7.47	46.79	12	-26.33	-76.83	-65.05	12.68	10
Guidance Black Terrain Fund LP	O	US	1.78	45.66	13	NA	-27.13	0.00	10.77	11
Safdie Latam Fund (USD)	O	Brazil	-1.71	44.58	14	10.46	-24.86	-1.71	13.36	10
QSAM Newer Markets A USD	O	Switz	0.88	42.70	15	NA	-39.63	-12.78	13.81	10
DSAM Kauthar Commodity Fund	O	UAE	1.36	41.48	16	NA	-5.86	0.00	20.60	9
Finles Lotus Fonds	O	Nethers	6.88	40.66	17	-2.67	-43.59	-15.13	13.81	9
Magnitude Leveraged International	O	US	2.16	40.48	18	-1.99	-45.35	-20.26	7.08	12
PAN Special Opportunities LP	O	US	3.97	40.42	19	NA	-23.81	0.00	5.68	12
HDF Global Equity Class A EUR	O	France	6.52	38.13	20	-2.33	-35.93	-10.47	10.61	9
Rasmala Global Equity Opportunity Fund – CIA	O	UAE	2.03	37.78	21	-4.52	-51.56	-27.15	14.18	10
Claritas Fund of Funds Latam	O	UK	-2.09	37.68	22	NA	-7.25	-2.09	13.66	8
Nashuk Partners LP	O	US	8.31	37.51	23	NA	-40.49	-12.65	7.37	10
HDF Europe Equity Class A EUR	O	France	1.70	37.38	24	-4.04	-39.73	-15.63	13.64	8
Dorchester Capital Partners Select Opps LP	O	US	6.93	36.96	25	-1.22	-36.72	-12.73	4.71	12
Sector Average			1.26	12.57	1133	0.09	-19.96	-10.23		

STATISTICS

	Open/ Closed	HQ	% 3 mth	% 12 mth	Rk	36 mth*	Max draw	% High	12 mth	Pos mths
Global macro										
Osiris Investment Partners LP	O	US	10.16	115.31	1	-4.47	-78.43	-21.79	43.71	8
Shearwater Fund – CHF	O	Switz	21.27	106.40	2	-4.93	-67.18	-29.20	14.72	12
Prana Fund – Class A Shares	O	Sing	4.07	86.58	3	25.83	-35.82	0.00	27.16	10
Guinness Energy Fund	O	UK	2.40	81.84	4	4.29	-58.79	-16.23	31.93	8
CAAM Invest VAR 20 USD	O	Lux	6.35	55.61	5	6.72	-39.11	0.00	12.42	10
Quantedge Global Fund	O	Sing	-0.64	55.44	6	9.65	-44.65	-3.42	30.07	8
Marketfield Fund Ltd	O	US	8.92	51.21	7	NA	-27.62	0.00	14.00	10
Covepoint Emerging Markets Macro Fund	O	US	3.17	50.85	8	14.98	-36.05	0.00	19.88	10
JK Absolute Return Fund – JPY	O	UK	5.58	48.60	9	5.20	-32.39	0.00	16.67	11
CAAM Funds Global Equities – Class C USD Acc	O	Lux	1.51	45.87	10	-7.36	-60.57	-37.97	16.27	9
Opportunity Unique Hedge Sub-Fund	O	Brazil	0.45	43.84	11	10.73	-30.11	0.00	14.69	10
Absolute Macro Diversified Fund – USD	O	Malaysia	4.55	35.32	12	2.92	-29.81	-3.25	15.87	8
Episode	O	UK	1.55	30.77	13	2.52	-32.77	-5.70	11.36	9
Haidar Jupiter Fund LLC	O	US	8.74	29.80	14	10.71	-17.05	0.00	13.57	8
PRIMASIA Hedge Fund Ltd	O	HK	-1.99	29.35	15	1.12	-47.77	-8.01	21.78	7
Rio Bravo Fundamental Macro FIM	O	Brazil	-1.24	27.22	16	NA	-10.53	-1.24	7.80	10
788 Global Asset Allocation Fund	O	Cayman	43.56	27.21	17	-5.33	-51.98	-30.44	53.93	6
Profit Global Macro Fund	O	UK	3.23	25.98	18	-1.54	-34.90	-17.15	8.94	8
Forum Global Opportunities Fund Ltd	O	US	7.41	24.78	19	51.08	-7.80	0.00	11.34	9
Camomille Global Opportunities Fund (CHF)	O	UK	1.58	24.26	20	21.71	-28.93	-0.31	8.13	10
LGIM Global Macro Fund	O	UK	10.89	22.66	21	NA	-8.23	0.00	12.08	9
Suranya Global Opportunities Offshore Fund	O	US	3.29	22.42	22	NA	-15.42	0.00	9.67	9
IKOS FX Fund	O	Cyprus	7.65	22.12	23	NA	-4.73	0.00	8.58	10
GMO Currency Hedge Fund	O	US	1.68	20.78	24	-9.02	-41.95	-27.35	10.48	9
Premier Global Select Fund	O	Australia	-0.91	20.36	25	-0.45	-25.66	-9.84	11.23	9
Sector Average			1.39	13.38	186	9.10	-18.39	-6.88	10.60	7.27

Long/short equity hedge

Senvest Partners	O	US	36.73	410.66	1	31.81	-70.55	0.00	48.00	11
The Gentle Persuader Fund	O	Switz	13.25	307.76	2	NA	-32.94	-14.96	127.99	7
Galaxy China Deep Value Fund	O	HK	17.03	284.41	3	NA	-2.12	0.00	35.65	10
Senvest Israel Partners LP	O	US	20.94	244.53	4	18.99	-66.81	0.00	30.84	10
HH Generation	O	Cayman	31.08	239.32	5	6.88	-74.86	-8.64	32.28	11
Spectrum CIS Value Fund	O	Russia	24.96	207.34	6	-9.79	-83.62	-44.78	33.42	12
Elevated Value Focus LP	O	US	16.83	190.74	7	11.66	-57.57	0.00	78.33	7
Halcyon Power Investment Company	O	Cayman	39.08	188.43	8	6.29	-69.30	-11.03	33.76	10
Anno Domini Growth and Opportunity Fund	O	Switz	16.60	182.74	9	NA	-77.40	-7.74	28.01	11
Meridian Global Energy and Resources Fund	O	Bermuda	33.30	176.16	10	6.21	-73.64	-18.49	26.36	11
BTR Global Energy Fund	O	Canada	14.20	171.97	11	29.15	-56.55	0.00	25.83	12
Regal Zambezi Absolute Return Fund	O	Australia	1.96	169.50	12	16.36	-61.24	0.00	38.55	9
Naos Small Companies Fund	O	Australia	6.63	161.29	13	8.42	-64.33	0.00	37.92	9
Kinnaras Capital Partners LP	O	US	5.19	160.16	14	2.33	-58.88	-0.45	46.48	10
Vltava Fund Sicav	O	Malta	5.61	155.82	15	-19.25	-87.21	-59.24	45.19	9
Olesen Capital LP	O	US	11.22	154.64	16	NA	-72.67	-12.49	35.01	10
India Infrastructure Opportunities Fund	O	India	3.17	150.99	17	18.19	-61.46	0.00	48.47	8
BTR Strategic Growth Fund	O	Canada	10.82	148.17	18	NA	0.00	0.00	26.42	12
Komodo Fund	O	Indonesia	15.51	145.61	19	26.24	-54.89	0.00	28.59	11
Firebird New Russia Fund	C	US	17.33	145.61	20	0.16	-81.79	-26.33	34.06	10
Firebird Republics Fund	C	US	15.53	143.50	21	-6.59	-73.20	-23.93	30.62	9
Alder Capital Partners I LP	O	US	11.92	139.76	22	10.25	-57.87	0.00	32.09	10
Vision Finance China Ocean Fund	O	China	7.00	137.92	23	NA	-60.88	0.00	31.36	10
OC Concentrated Equity Fund	O	Australia	5.11	136.50	24	5.51	-60.87	0.00	18.91	11
Firebird Fund LP	C	US	10.81	128.74	25	0.93	-83.54	-21.32	29.84	10
Sector Average			2.31	28.06	1310	3.87	-26.32	-10.46	13.16	7.90

	Open/ Closed	HQ	% 3 mth	% 12 mth	Rk	36 mth*	Max draw	% High	12 mth	Pos mths
CTA/Managed futures										
AIS Gold Fund LP	O	US	-0.11	106.39	1	2.36	-87.97	-42.04	75.33	7
AIS Futures Fund LP (3x-6x)	O	US	-16.93	81.85	2	-10.81	-89.67	-77.74	75.05	8
Di Tomasso Equilibrium Fund	O	Canada	2.67	70.40	3	26.40	-26.14	0.00	27.13	9
AIS Capital Growth Fund LP	O	US	6.62	64.80	4	9.43	-45.15	-9.61	28.89	9
DSAM Kauthar Global Resources & Mining Fund	O	UAE	0.43	61.32	5	NA	-8.91	0.00	26.21	8
LJM Managed Accounts (Aggressive Strategy)	O	US	10.56	60.60	6	0.58	-63.83	-37.45	15.28	10
Kinkopf Capital S&P	O	US	22.24	60.27	7	12.46	-37.04	0.00	24.88	9
DSAM Kauthar Energy Fund	O	UAE	2.29	57.93	8	NA	-13.31	0.00	19.80	10
Diapason RIC Metals Segment – Class A	O	Switz	8.97	56.79	9	2.78	-46.66	-5.08	12.13	11
AIS Futures Fund II LP (2x-4x)	O	US	-10.48	56.52	10	0.46	-74.87	-56.05	48.65	8
Smart Box Cap Levldg FX Behav Strats Seg Ptf	O	Cayman	40.34	54.14	11	NA	-29.70	-8.89	50.69	6
Dacharan Fund	O	UK	24.24	52.33	12	NA	-10.74	0.00	25.39	8
The Institutional Investment Program	O	US	-46.70	51.77	13	NA	-71.51	-61.45	369.38	5
DSAM Kauthar Gold Fund	O	UAE	2.72	48.73	14	NA	-8.07	0.00	32.84	7
International Equity Plus Fund	O	US	-1.12	48.64	15	NA	-47.91	-14.41	23.91	8
SafePort Silver Mining Fund	O	Liechten	7.13	48.41	16	-22.53	-80.96	-54.68	23.66	9
SafePort Gold & Silver Mining Fund	O	Liechten	10.37	48.11	17	-15.84	-71.95	-42.01	23.58	10
OEI Mac Inc – Class USD	O	UK	0.81	47.91	18	42.70	-40.73	-11.81	35.66	7
Broadmark Long/Short Equity Fund	O	US	3.48	44.37	19	12.64	-14.67	0.00	17.98	10
ACL Global Fund USD Share Class	O	Ireland	5.53	44.00	20	2.26	-38.69	-7.77	17.39	9
Pearlman CTA Silver Conservative Program	O	US	0.00	38.65	21	-20.58	-86.40	-75.33	137.79	7
Credence Oriental Partnership	O	China	17.72	33.48	22	NA	-9.18	0.00	10.98	10
Becker Asset Management LLC Program 1	O	US	5.08	33.23	23	27.54	-41.07	-1.29	24.17	8
LJM Fund LP	O	US	6.42	32.93	24	12.18	-42.20	-15.37	9.36	10
AMCI Fund	O	Japan	4.09	32.61	25	0.94	-57.69	-31.09	19.73	7
Sector Average			-0.64	1.46	490	7.76	-26.36	-16.26	17.28	6.15

Multi-strategy

FPP Emerging Hedge Fund I	O	UK	1.37	150.37	1	-2.05	-70.94	-17.64	49.78	8
Taylor Fund	O	US	9.73	149.01	2	NA	-14.22	0.00	33.05	9
Diamond Age Russia Fund	O	Russia	10.32	136.45	3	0.92	-67.52	-7.42	28.56	10
BNY Mellon ARX Long Term FIA	O	Brazil	3.71	134.34	4	NA	-37.52	-0.27	25.19	11
Mercury International Fund Class Equities	O	Brazil	0.11	131.35	5	20.84	-56.52	0.00	34.81	10
India Capital Fund	O	Mauritius	7.08	130.44	6	11.11	-72.79	-31.53	47.00	8
Dynamic Equity Partners LP	O	US	10.65	127.56	7	NA	-1.68	0.00	27.17	11
Da Vinci CIS Opportunities Fund	O	Russia	18.38	108.52	8	NA	-1.99	0.00	20.54	10
Russian Opportunities Fund	O	Russia	15.06	104.40	9	2.23	-87.68	-19.99	38.12	7
FPP Seven Seas Fund	O	UK	11.56	97.58	10	-10.46	-74.06	-37.75	27.85	9
Delaware Street Capital LP	O	US	2.63	93.73	11	5.48	-52.41	-5.29	34.41	9
The Vallea Fund	O	Switz	7.65	89.61	12	NA	-0.80	0.00	22.11	11
Areca Real Estate Partners	O	Sing	-3.64	88.74	13	6.53	-50.54	-3.64	34.55	9
Vertex Fund	O	Canada	10.11	87.28	14	8.35	-45.92	0.00	10.73	12
Kayne Anderson Midstream Energy Fund	O	US	9.08	82.13	15	-12.42	-73.27	-41.58	18.97	11
Fator Acoes Institucional	O	Brazil	2.67	74.64	16	18.36	-46.76	0.00	21.19	9
FrontFour Capital Partners LP	O	US	17.67	74.43	17	3.48	-43.30	0.00	14.77	10
Dynamo Cougar	O	Brazil	1.12	71.47	18	18.47	-44.80	0.00	13.92	10
Fator Jaguar Acoes	O	Brazil	0.83	67.52	19	10.75	-53.15	-11.52	21.16	9
Sharp	O	Sweden	6.11	64.08	20	NA	-43.54	0.00	11.22	12
VisionGain China Abs Ret Offshore Feeder Fd	O	HK	3.11	62.20	21	NA	-25.66	0.00	28.70	9
LG Asian Green Fund	O	UK	1.10	61.87	22	NA	-45.15	0.00	24.10	8
Everest Capital Asia	O	US	-4.42	60.90	23	12.20	-43.62	-4.42	28.65	9
Upside FI Multimercado	O	Brazil	3.20	60.04	24	16.36	-30.31	0.00	19.50	10
BNY Mellon ARX Income FIA	O	Brazil	-0.21	58.45	25	16.55	-45.45	-3.02	16.71	10
Sector Average			2.47	25.52	293	9.16	-19.28	-5.92	10.49	8.85



STATISTICS AT A GLANCE

Funds by fewest negative months (Currency, HQ)	36 Mth %	Rk 36 Mth	Vol 36 Mth (%)	Neg Mths in 36	Primary Category
Adivs Macro FIM	13.73	368	1.49	0	Macro
BBM Institucional FIM	11.44	554	1.05	0	Multi-Strategy
BNY Mellon ARX Cash FI CP	10.80	618	0.50	0	Fixed Income
BNY Mellon ARX Referenciado DI LP	10.82	616	0.49	0	Fixed Income
BNY Mellon ARX Target FIM	12.03	498	1.18	0	Multi-Strategy
Capitania Hedge	12.14	490	0.91	0	Multi-Strategy
Capitania Treasury	13.63	372	1.54	0	Multi-Strategy
Caritas Royalties Fund (Bermuda)	13.95	355	1.39	0	Others
Caritas Royalty Fund LLC	14.56	323	1.60	0	Others
CSHG DI	10.32	656	0.46	0	Fixed Income
CSHG DI Private	11.08	591	0.47	0	Fixed Income
Fator Max Corporativo	11.45	553	0.55	0	Multi-Strategy
GAP Institucional	12.42	467	1.51	0	Multi-Strategy
GS Allocation Dinamico FIM	13.55	379	1.38	0	Arbitrage
GS Allocation Hedge FIM	11.01	596	0.77	0	Arbitrage
LH Asian Trade Finance Fund	5.96	1129	0.47	0	Others
Life's Good STABL Mortgage Fund LLC	17.50	193	0.00	0	Others
Maxima High Yield	12.70	443	2.04	0	Multi-Strategy
Maxima Plus	11.64	532	0.56	0	Fixed Income
MVP Premium Fund USD	13.00	419	0.58	0	Fixed Income
Polo Crédito Privado FIM	20.70	120	2.09	0	Others
SDA Hedge FIM	11.93	505	1.22	0	Multi-Strategy
Traded Policies Fund – USD Institutional	8.94	785	0.38	0	Fixed Income
W Financial Fund LP	9.92	693	0.87	0	Others
Atico Hedge FIF	12.31	477	2.01	1	Multi-Strategy
BNY Mellon ARX Hedge FIM	12.37	473	1.96	1	Multi-Strategy
Centurion Credit Group LLC	16.92	208	2.23	1	Others
Fator Extra FIM	11.04	594	1.83	1	Multi-Strategy
Fator Sigma Institucional FIM	11.38	557	1.85	1	Multi-Strategy
KWK Partners LP	13.19	410	1.79	1	Arbitrage
Sector Average*	3.94	4169*	14.13	12.47	

*The number in the 'Rank' column against the Sector Average, represents the number of constituent funds in that index/average

Top funds by 36-month returns

Sparta Cíclico	98.14	1	54.38	13	Macro
Paulson Credit Opportunitates LP	85.83	2	50.37	6	Distressed Debt
Sparta Anti-Cíclico	66.18	3	52.24	14	Macro
Liquid Capital Fund LP	57.78	4	306.08	4	CTA/Managed Futures
Balestra Capital Partners LP	56.51	5	28.18	14	Macro
Phalanx Japan-AustralAsia Multi-Strategy Fund	52.53	6	11.83	3	Multi-Strategy
Forum Global Opportunities Fund Ltd	51.08	7	21.48	8	Macro
Paulson Advantage Plus Ltd	49.96	8	23.71	9	Event Driven
Quantitative Global Fund – 3x	42.97	9	34.22	13	CTA/Managed Futures
OEI Mac Inc – Class USD	42.70	10	29.47	11	CTA/Managed Futures
CRC Financials Opportunity Fund	42.22	11	32.12	16	Long/Short Equities
SPM Structured Servicing Holdings	41.42	12	23.21	4	Arbitrage
EVE – HIGH	40.86	13	39.58	11	CTA/Managed Futures
RAM Aggressive	39.73	14	36.40	15	CTA/Managed Futures
RAM Fund LLC	37.50	15	35.91	15	CTA/Managed Futures
Carrelton Horizon Fund LP	36.50	16	32.57	13	Long/Short Equities
Singleton Fund LLC	35.44	17	24.51	9	Multi-Strategy
Hartzell Long/Short LLC	34.89	18	33.81	6	Long/Short Equities
Mosaic Program	34.33	19	34.79	13	CTA/Managed Futures
Revolution Capital Management Mosaic Program	34.32	20	34.79	13	CTA/Managed Futures
Strand US Fund	34.18	21	26.10	14	Long/Short Equities
Pivot Global Value Fund	33.63	22	14.86	13	Macro
Odey European Inc (EUR)	33.42	23	20.71	12	Long/Short Equities
Magic Capital Fund LP	33.27	24	28.70	9	Multi-Strategy
Andante Fund LP	33.17	25	13.42	8	Arbitrage
Polo FIA	33.06	26	18.12	10	Event Driven
Horizon Growth Fund NV	32.83	27	26.39	10	Long/Short Equities
Paulson Advantage LP	32.75	28	16.09	9	Arbitrage
Excelsior Aggressive Fund LP	32.38	29	18.05	10	CTA/Managed Futures
Senvest Partners Ltd	31.81	30	50.54	13	Long/Short Equities
Sector Average*	3.94	4169*	14.13	12.47	

Lowest 36-month volatility	Currency Class	HQ	36 Mth Vol (%)	Neg Mths in 36	Primary Category
Life's Good STABL Mortgage Fund LLC	USD	US	0.00	0	Others
Traded Policies Fund – USD Institutional	USD	UK	0.38	0	Fixed Income
CSHG DI	BRL	Brazil	0.46	0	Fixed Income
LH Asian Trade Finance Fund	USD	Singapore	0.47	0	Others
CSHG DI Private	BRL	Brazil	0.47	0	Fixed Income
BNY Mellon ARX Referenciado DI LP	BRL	Brazil	0.49	0	Fixed Income
BNY Mellon ARX Cash FI CP	BRL	Brazil	0.50	0	Fixed Income
Fator Max Corporativo	BRL	Brazil	0.55	0	Multi-Strategy
Maxima Plus	BRL	Brazil	0.56	0	Fixed Income
MVP Premium Fund USD	USD	US	0.58	0	Fixed Income
GS Allocation Hedge FIM	BRL	Brazil	0.77	0	Arbitrage
W Financial Fund LP	USD	US	0.87	0	Others
Capitania Hedge	BRL	Brazil	0.91	0	Multi-Strategy
Rivoli Conservative Fund	EUR	France	0.91	7	Fund of Funds
Dexia Double Alpha	EUR	Ireland	0.97	8	Long/Short Equities
Dexia Index Arbitrage	EUR	Ireland	1.04	4	Event Driven
BBM Institucional FIM	BRL	Brazil	1.05	0	Multi-Strategy
BNY Mellon ARX Target FIM	BRL	Brazil	1.18	0	Multi-Strategy
SDA Hedge FIM	BRL	Brazil	1.22	0	Multi-Strategy
GS Allocation Dinamico FIM	BRL	Brazil	1.38	0	Arbitrage
Dexia Emerging Debt Arbitrage	EUR	France	1.39	10	Multi-Strategy
Caritas Royalties Fund (Bermuda)	USD	Bermuda	1.39	0	Others
Gain Capital Management	USD	US	1.46	21	CTA/Managed Futures
Adivs Macro FIM	BRL	Brazil	1.49	0	Macro
GAP Institucional	BRL	Brazil	1.51	0	Multi-Strategy
Capitania Treasury	BRL	Brazil	1.54	0	Multi-Strategy
Danske Invest Neutral	EUR	Finland	1.57	11	Multi-Strategy
Caritas Royalty Fund LLC	USD	US	1.60	0	Others
Dexia Money + Multi-Strategies	EUR	France	1.71	11	Fund of Funds
Capricorn fxST (Growth)	USD	Switzerland	1.73	13	CTA/Managed Futures
Sector Average*			14.13	12.47	

DISCLAIMER – EUREKAHEDGE

Intellectual property and copyrights in the data provided, in whole or in part, shall be held either by Eurekahedge or be subject to Eurekahedge's control or delegated authority to administer and provide. Any data forming part of the contents here may not be disseminated, recompiled, resold, copied or otherwise stored in any electronic system, fax, photocopy, server, hard-disk, hard-copy paper format or website without receiving the express written approval of Eurekahedge. Extracts may be made for the purposes of research or comment, or form part of an article so long as the source is acknowledged. Investment in the funds may be subject to marketing and investment regulations relating to qualified and/or accredited investors. Users should be aware of the restrictions relating to dissemination of data in whole or as part of other marketing activities within your jurisdiction and comply with applicable law. Your permitted use of the data shall be on the basis that you shall not look to Eurekahedge for loss or liability relating to your use of the data whether with reference to intellectual property, accuracy or any reason whatsoever. The data is provided on the basis of a matter of record only and are provided for information purposes only. The data does not, and should not be construed to, constitute an offer to sell or a solicitation of an offer to buy any of the shares, or other interest, in any fund or form the basis of any contract or commitment whatsoever, nor should it be treated as financial, professional or expert advice. Past performance is not indicative of future performance. The data is based on information and data received from the subjects of each and from other third-party sources and no guarantee of completeness or accuracy can be made, nor is any representation or warranty made in this regard. Eurekahedge will not be responsible for any liability resulting from loss pertaining to the use of the data.

All tables' hedge fund performance statistics are for period ending March 31, 2010 (data reported to April 23, 2010). All statistics at a glance are for period ending March 31, 2010 (data reported to April 23, 2010). All 36-month performance is annualised.* Please note the data in the Eurekahedge graphs and for the tables thereafter are based on 85.19% of the NAV returns for March 31, 2010, as at April 23, 2010. The positive- and negative-months columns show the number of gaining and losing months in the previous 12. Some fund names have been abbreviated for reasons of space, for example 'Ltd' or 'LLP' being removed from end of a fund's name. Similarly Dighton World Wide Fund (in CTA strategy) has 2X and 2X leveraged programs – please check with manager for full name/details of fund. The symbol ♣ represents the total number of funds (in each strategy) that report their performance data to Eurekahedge. To submit your fund's or funds' data to Eurekahedge contact Agnes Yea at agnes@eurekahedge.com.

